



# CATERING EQUIPMENT

**CATALOGUE**

**2023**



# Trending 2023 coming soon

DISTINCTION ★★★★★



**DISTINCTION**  
WINE 470ml  
Q9064  
H:233 W:96



**DISTINCTION**  
WINE 380ml  
Q9062  
H:220 W:91



**DISTINCTION**  
WINE 280ml  
Q8990  
H:207 W:83



**DISTINCTION**  
FLUTE 230ml  
Q9080  
H:233 W:70

ABSOLUTY ★★★★★



**ABSOLUTY**  
TUMBLER 450ml  
Q9217  
H:127 W:84



**ABSOLUTY**  
TUMBLER 370ml  
Q9216  
H:119 W:79



**ABSOLUTY**  
TUMBLER 320ml  
Q9214  
H:91 W:85



**ABSOLUTY**  
WHISKEY 250ml  
Q9215  
H:78 W:78



ALAMEDA

**ALAMEDA**  
TUMBLER 620ml  
Q6480  
H:145 W:82

ARCADE



**ARCADE**  
TUMBLER 400ml  
Q2751  
H:126 W:93



**ARCADE**  
TUMBLER 350ml  
Q2750  
H:98 W:96



**ARCADE**  
TUMBLER 240ml  
Q2967  
H:86 W:84



**ARCADE**  
TUMBLER 160ml  
Q2234  
H:73 W:73



**ARCADE**  
SHOT 90ml  
Q2233  
H:63 W:62

# STEMWARE



OPEN UP ★ ★ ★ ★ ★



**OPEN UP**  
TANNIC 550ml  
U1013  
H:233 W:107



**OPEN UP**  
SOFT 470ml  
U1012  
H:228 W:103



**OPEN UP**  
ROUND 370ml  
U1010  
H:211 W:96



**OPEN UP**  
FLUTE 200ml  
U1051  
H:234 W:74



**OPEN UP**  
UNIVERSAL TASTING 400ml  
U1011  
H:231 W:91



**OPEN UP**  
SWEET 270ml  
U1009  
H:190 W:77



**OPEN UP**  
AMBIENT SPIRIT 160ml  
U1062  
H:170 W:70



**OPEN UP**  
ARDENT 390ml  
U1059  
H:132 W:104

**Krysta**  
EXTRA STRONG  
CRYSTAL  
GLASS



# STEMWARE



**Fine rim (0.9mm)**  
for supreme enjoyment

**Specialist shape**  
the chimney directs the wine and aromas

**Contemporary bowl**  
the wider bowl helps to develop the personality of the wine

**Seamless**  
accentuate it's elegance and add softness to the touch reduces chemical buildup

**Flat base**  
increased stability  
reduced water retention

## REVEAL UP ★ ★ ★ ★ ★



**REVEAL UP**  
INTENSE STEMMED 550ml  
J9014  
H:236 W:110



**REVEAL UP**  
INTENSE STEMMED 450ml  
J8742  
H:222 W:104



**REVEAL UP**  
SOFT STEMMED 400ml  
J8743  
H:232 W:91



**REVEAL UP**  
FLUTE 210ml  
J8907  
H:234 W:70





# STEMWARE



SUBLYM ★ ★ ★ ★ ★



**SUBLYM**  
WINE 550ml  
N1744  
H:260 W:92



**SUBLYM**  
WINE 450ml  
N1739  
H:250 W:87



**SUBLYM**  
WINE 350ml  
L2761  
H:230 W:80



**SUBLYM**  
FLUTE 210ml  
L2762  
H:240 W:70



**SUBLYM**  
WINE SHORT STEMMED 450ml  
N8279  
H:220 W:87



**SUBLYM BALLON**  
WINE 600ml  
N4742  
H:229 W:112



**SUBLYM BALLON**  
WINE 450ml  
N4743  
H:198 W:102



**SUBLYM**  
BRANDY 450ml  
N5500  
H:155 W:103

**Krysta**  
EXTRA STRONG  
CRYSTAL  
GLASS



# STEMWARE



**A rounded rim**  
to hug the shape of the lips  
and provide the highest level  
of comfort while drinking.

- 1. Large surface area for oxygen contact for perfect aeration of young wines
- 2. A unique aromatic chamber, wider than it is tall and bubble-shaped for less intense but subtler aroma perception.

**Seamless**  
a delicate seamless stem

**Extra Flat base**  
increased stability  
reduced water retention

## MACARON ★ ★ ★ ★ ★



**MACARON**  
WINE 600ml  
L9414  
H:235 W:105



**MACARON**  
WINE 500ml  
L9412  
H:215 W:100



**MACARON**  
WINE 400ml  
L9267  
H:200 W:93



**MACARON**  
FLUTE 300ml  
L9348  
H:195 W:81



# STEMWARE



## SENSATION EXALT ★ ★ ★ ★ ★



**SENSATION EXALT**  
WINE 410ml  
E7695  
H:205 W:86



**SENSATION EXALT**  
WINE 310ml  
E7696  
H:195 W:80



**SENSATION EXALT**  
WINE 250ml  
E7697  
H:185 W:74



**SENSATION EXALT**  
FLUTE 190ml  
E7700  
H:210 W:70

**Fine rim 1.2mm**  
pleasant feel against the lips

**Rounded upper section of the bowl**  
design original et contemporain for a perfect concentration of the aromas

**Fine bowl bore**  
no distorting 'magnifying' effect

**Long stem**  
elegant, flowing lines

**Flat base**  
stable, no depression in which water can gather after dishwashing



**Krysta**  
EXTRA STRONG  
CRYSTAL  
GLASS



# STEMWARE



**Fine rim (1,2mm)**  
pleasant feel against the lips

**SEQUENCE** ★ ★ ★ ★ ★



**Bowl base**  
perfect drawn stem continuity

**Stem**  
very elegant stem without seam

**Extra flat foot**  
stability and no depressions in  
which water can gather after  
dishwashing



**SEQUENCE**  
WINE 740ml  
L9951  
H:235 W:100



**SEQUENCE**  
WINE 530ml  
L9950  
H:235 W:90



**SEQUENCE**  
WINE 440ml  
L9949  
H:227 W:87



**SEQUENCE**  
WINE 350ml  
L9948  
H:210 W:79



**SEQUENCE**  
FLUTE 170ml  
L9947  
H:206 W:56



# STEMWARE



## GRANDS CEPAGES ★★★★★



**GRANDS CEPAGES**  
RED WINE 620ml  
E6245  
H:283 W:101



**GRANDS CEPAGES**  
RED WINE 470ml  
E6101  
H:227 W:95



**GRANDS CEPAGES**  
FLUTE 240ml  
E6250  
H:235 W:70

**Fine rim 1.2mm**  
pleasant to the touch

**Distinct bowl designs**  
to match the personality  
of your table or bar

**Seamless**  
flame polished for increased strength

**Stem height**  
optimal stem height for a strong  
visual impact

**Flat foot**  
increased stability and  
reduced water retention





**Krysta**  
EXTRA STRONG  
CRYSTAL  
GLASS



**STEMWARE**



**CABERNET ★ ★ ★ ★ ★**



**CABERNET TULIP**  
WINE 750ml  
D0795  
H:255 W:101



**CABERNET TULIP**  
WINE 580ml  
46888  
H:230 W:95



**CABERNET TULIP**  
WINE 470ml  
46961  
H:220 W:90



**CABERNET TULIP**  
WINE 350ml  
46973  
H:202 W:81



**CABERNET TULIP**  
WINE 250ml  
46978  
H:180 W:72



**CABERNET BALLON**  
WINE 700ml  
46981  
H:221 W:115



**CABERNET BALLON**  
WINE 580ml  
47026  
H:209 W:106



**CABERNET BALLON**  
WINE 470ml  
47017  
H:196 W:100



**CABERNET BALLON**  
WINE 350ml  
47019  
H:182 W:91

# STEMWARE



## CABERNET ★ ★ ★ ★ ★



**CABERNET SUPREME**  
COCKTAIL 470ml  
FJ036  
H:216 W:87



**CABERNET ABONDANT**  
COCKTAIL 500ml  
FJ038  
H:201 W:100



**CABERNET**  
GRAND FLUTE 240ml  
D0796  
H:235 W:62



**CABERNET**  
FLUTE 160ml  
48024  
H:225 W:70



**CABERNET**  
COUPE SAUCER 300ml  
N6815  
H:170 W:120



**CABERNET**  
STEM BEER 470ml  
G3570  
H:188 W:81



**CABERNET**  
SHERRY 120ml  
14798  
H:150 W:54



**CABERNET**  
LIQUEUR 70ml  
E5358  
H:135 W:50



### MINERAL ★ ★ ★ ★ ★



**MINERAL**  
WINE 450ml  
H2006  
H:234 W:84



**MINERAL**  
WINE 350ml  
H2007  
H:219 W:79



**MINERAL**  
FLUTE 160ml  
H2090  
H:224 W:63



### SENSO ★ ★ ★ ★ ★



**SENSO**  
WINE 470ml  
G3806  
H:220 W:90



**SENSO**  
WINE 350ml  
G3805  
H:202 W:81



**SENSO**  
FLUTE 160ml  
G3809  
H:225 W:70

### VINA JULIETTE ★ ★ ★ ★ ★



**VINA JULIETTE**  
WINE 490ml  
N5993  
H:217 W:92



**VINA JULIETTE**  
WINE 400ml  
N4907  
H:206 W:87



**VINA JULIETTE**  
WINE 300ml  
N5163  
H:188 W:79



**VINA JULIETTE**  
FLUTE 230ml  
N5082  
H:218 W:72

MAGNIFIQUE ★ ★ ★ ★ ★



HIGH  
TRANSPARENCY  
PURITY CERTIFIED GLASS

WINE TASTER ★ ★ ★ ★ ★



**MAGNIFIQUE**  
WINE 470ml  
L9398  
H:227 W:97



**MAGNIFIQUE**  
WINE 350ml  
L9396  
H:210 W:90



WINE TASTER 210ml  
H8448  
H:155 W:65

CLASSIQUE ★ ★ ★ ★ ★



**CLASSIQUE**  
TULIP 580ml  
M0158  
H:230 W:95



**CLASSIQUE**  
TULIP 470ml  
L7270  
H:220 W:90



**CLASSIQUE**  
TULIP 350ml  
L7272  
H:202 W:81



**CLASSIQUE**  
FLUTE 240ml  
L7274  
H:235 W:62

SAVOIE ★ ★ ★ ★ ★



**SAVOIE**  
GRAND VIN 350ml  
50463  
H:183 W:84



**SAVOIE**  
RED WINE 250ml  
27778  
H:152 W:75



**SAVOIE**  
WHITE WINE 190ml  
27786  
H:140 W:69



**SAVOIE**  
FLUTE 170ml  
D0568  
H:170 W:50



**SAVOIE**  
SHERRY 120ml  
29212  
H:115 W:61

### ELEGANCE ★★☆☆☆



**ELEGANCE**  
WINE 310ml  
50143  
H:180 W:81



**ELEGANCE**  
RED WINE 250ml  
D0549  
H:166 W:74



**ELEGANCE**  
WHITE WINE 190ml  
37413  
H:153 W:69



**ELEGANCE**  
SHERRY 120ml  
37439  
H:134 W:59



**ELEGANCE**  
LIQUEUR 65ml  
37264  
H:113 W:48



**ELEGANCE**  
FLUTE 170ml  
37298  
H:179 W:55

### PRINCESSA ★★☆☆☆



**PRINCESSA**  
GOBLET 420ml  
P4000  
H:212 W:89



**PRINCESSA**  
GOBLET 310ml  
P3263  
H:197 W:81



**PRINCESSA**  
RED WINE 230ml  
G3649  
H:174 W:74



**PRINCESSA**  
WHITE WINE 190ml  
G3647  
H:165 W:69



**PRINCESSA**  
SHERRY 140ml  
25436  
H:155 W:63



**PRINCESSA**  
FLUTE 150ml  
G3652  
H:196 W:61



### BREEZE ★★☆☆☆



**BREEZE**  
WINE 470ml  
H7836  
H:220 W:90



**BREEZE**  
WINE 350ml  
H7835  
H:202 W:81



**BREEZE**  
FLUTE 160ml  
H7833  
H:225 W:70



## ELISA ★ ★ ★ ★ ★



**ELISA**  
WINE 420ml  
J4726  
H:212 W:85



**ELISA**  
WINE 300ml  
J4728  
H:194 W:76



**ELISA**  
WINE 230ml  
J4730  
H:176 W:70



**ELISA**  
FLUTE 170ml  
J4746  
H:192 W:53

## NORMANDIE ★ ★ ★ ★ ★



**NORMANDIE**  
FLUTE 150ml  
13515  
H:173 W:57

## WESTLOOP ★ ★ ★ ★ ★



**WESTLOOP**  
WINE 240ml  
P9912  
H:182 W:74



**WESTLOOP**  
FLUTE 140ml  
P9913  
H:205 W:53





# STEMWARE



## SYRAH ★★★★★



**SYRAH**  
WINE 470ml  
V0177  
H:221 W:86.5



**SYRAH**  
WINE 350ml  
V0178  
H:202 W:80



**SYRAH**  
WINE 170ml  
V0180  
H:192 W:60.5

## MENCIA ★★★★★



**MENCIA**  
WINE 580ml  
V0265  
H:240 W:93



**MENCIA**  
WINE 440ml  
V0264  
H:230 W:85.5



**MENCIA**  
WINE 310ml  
V0263  
H:208 W:77

## PALLADIUM ★★★★★



**PALLADIUM**  
FLUTE 170ml  
V1073  
H:194 W:63

MADISON ★ ★ ★ ★ ★



**MADISON**  
RED WINE 425ml  
OC54514  
H: 224 W: 82



**MADISON**  
WHITE WINE 350ml  
OC54521  
H: 210 W: 78



**MADISON**  
FLUTE 210ml  
OC54538  
H: 230 W: 56

Innovative Printing  
SINCE 1972



INDO ★★☆☆

VALUE ITEM!



**INDO ROMANTIC**  
WINE 300ml  
SW0650  
H:173 W:70



**INDO FANTASTIC**  
WINE 250ml  
SW0600  
H:162 W:68



**INDO GRAND**  
WINE 320ML  
SW1350  
H:208 W:85



**INDO GRAND**  
FLUTE 235ML  
SW1340  
H:220 W:65



**INDO ROMANTIC**  
FLUTE 215ml  
SW0720  
H:205 W:50



**INDO CHEERFUL**  
FLUTE 190ml  
SW0750  
H:190 W:50

INDO SUPERIOR ★★☆☆

VALUE ITEM!



**INDO SUPERIOR**  
WINE 600ml  
SW1610  
H:220 W:90



**INDO SUPERIOR**  
WINE 490ml  
SW1630  
H:215 W:87



**INDO SUPERIOR**  
WINE 385ml  
SW1600  
H:205 W:79



**INDO SUPERIOR**  
FLUTE 190ml  
SW1620  
H:220 W:53



SHORT STEMMED ★★☆☆



**NOVA**  
MULTI PURPOSE 400ml  
NG0007  
H:165 W:82



**INDO BLOOM**  
STEM BEER 370ml  
SW0530  
H:190 W:75





# TUMBLERS



## OPEN UP ★★★★★

## REVEAL UP ★★★★★



**OPEN UP**  
HIBALL 350ml  
U1041  
H:118 W:77



**OPEN UP**  
WHISKEY 380ml  
U1033  
H:94 W:93



**OPEN UP**  
WARM 290ml  
U1032  
H:86 W:99



**REVEAL UP**  
STEMLESS WINE 400ml  
J9524  
H:86 W:101

## VIGNE ★★★★★



**VIGNE - C&S**  
HIBALL 450ml  
L2369  
H:165 W:70



**VIGNE - C&S**  
HIBALL 330ml  
G3674  
H:126 W:69



**VIGNE - C&S**  
JUICE 220ml  
G3658  
H:111 W:61



**VIGNE - C&S**  
WHISKEY 380ml  
L2370  
H:87 W:93



**VIGNE - C&S**  
WHISKEY 310ml  
G3666  
H:83 W:84



**VIGNE - C&S**  
WHISKEY 200ml  
G3659  
H:74 W:75



# TUMBLERS



## ASKA ★★★★★



**ASKA**  
HIBALL 450ml  
L8508  
H:140 W:83



**ASKA**  
HIBALL 350ml  
L8675  
H:125 W:76



**ASKA**  
WHISKEY 380ml  
L8507  
H:101 W:90

## LIMA ★★★★★



**LIMA**  
HIBALL 450ml  
L2356  
H:160 W:77



**LIMA**  
HIBALL 400ml  
L8110  
H:130 W:77



**LIMA**  
HIBALL 380ml  
G3368  
H:110 W:88



**LIMA**  
WHISKEY 350ml  
G3367  
H:83 W:94



# TUMBLERS



## PRIMARY ★ ★ ★ ★ ★



**PRIMARY**  
HIBALL TUMBLER 440ml  
G3323  
H:110 W:87



**PRIMARY**  
HIBALL TUMBLER 400ml  
L8677  
H:127 W:76



**PRIMARY**  
HIBALL TUMBLER 360ml  
G3322  
H:102 W:81



**PRIMARY**  
HIBALL TUMBLER 270ml  
G0036  
H:93 W:74



**PRIMARY**  
WHITE TUMBLER 360ml  
L9407  
H:102 W:81



**PRIMARY**  
BLACK TUMBLER 360ml  
L9406  
H:102 W:81



**ARPEGE LEGGIERO**  
TUMBLER 360ml  
L6772  
H:102 W:81



**ARPEGE FORTE**  
TUMBLER 360ml  
L6767  
H:102 W:81



**ARPEGE BLUE**  
TUMBLER 360ml  
N6675  
H:102 W:81


# TUMBLERS



## PRIMARIFIC ★★★★★



**PRIMARIFIC**  
SILVER TUMBLER 360ml  
J9015  
H:102 W:81



**PRIMARIFIC**  
GOLD TUMBLER 360ml  
J9017  
H:102 W:81



**PRIMARIFIC**  
COPPER TUMBLER 360ml  
J9018  
H:102 W:81



**PRIMARIFIC**  
RED TUMBLER 360ml  
L9408  
H:102 W:81

## PRIMARY HANDCRAFT



**PRIMARY HANDCRAFT**  
TUMBLER 360ml - GREY  
Q3477  
H:102 W:81



**PRIMARY HANDCRAFT**  
TUMBLER 360ml - RED  
Q3215  
H:102 W:81



**PRIMARY HANDCRAFT**  
TUMBLER 360ml - BLUE  
Q3478  
H:102 W:81

MINERAL ★★☆☆☆



**MINERAL**  
HIBALL 370ml  
H5692  
H:113 W:75



**MINERAL**  
WHISKEY 320ml  
H5693  
H:86 W:80

VINA JULIETTE ★★☆☆☆



**VINA JULIETTE**  
HIBALL 400ml  
N5994  
H:110 W:88



**VINA JULIETTE**  
WHISKEY 350ml  
N5995  
H:83 W:94

MALEA ★★☆☆☆



**MALEA**  
HIBALL 350ml  
H4531  
H:126 W:76



**MALEA**  
WHISKEY 300ml  
H4623  
H:105 W:77

FUSION ★★☆☆☆



**FUSION**  
FRUITY TUMBLER 470ml  
L9943  
H:190 W:78



**FUSION**  
COCKTAIL TUMBLER 350ml  
L7850  
H:120 W:82



VIGNE ★★☆☆☆



**VIGNE - ARCOROC**  
HIBALL 350ml  
H4515  
H:126 W:69



**VIGNE - ARCOROC**  
HIBALL 330ml  
N1321  
H:126 W:69



**VIGNE - ARCOROC**  
WHISKEY 310ml  
N1320  
H:83 W:84



# TUMBLERS

# ARCOROC

## SHETLAND ★★☆☆☆



**SHETLAND**  
HIBALL 420ml  
79698  
H:146 W:89



**SHETLAND**  
HIBALL 350ml  
J3761  
H:138 W:83



**SHETLAND**  
JUICE 220ml  
79736  
H:123 W:73



## SHETLAND ★★☆☆☆



**SHETLAND**  
WHISKEY 320ml  
J3751  
H:97 W:97



**SHETLAND**  
WHISKEY 250ml  
79747  
H:88 W:90



**SHETLAND**  
JUICE 150ml  
C8312  
H:90 W:78



**SHETLAND**  
SHOT 90ml  
C8222  
H:73 W:60

## MARTIGUE ★★☆☆☆

## STERLING ★★☆☆☆

## EFFULGENCE ★★☆☆☆



**MARTIGUE**  
HIBALL 320ml  
N1319  
H:177 W:79



**STERLING**  
HIBALL 330ml  
N0769  
H:140 W:71



**STERLING**  
WHISKEY 300ml  
N0755  
H:88 W:87



**EFFULGENCE**  
HIBALL 450ml  
L0625  
H:147 W:82



### SALTO ★★☆☆☆



**SALTO**  
TUMBLER 500ml  
N5828  
H:146 W:82



**SALTO**  
TUMBLER 400ml  
L7319  
H:131 W:78



**SALTO**  
TUMBLER 350ml  
J3777  
H:121 W:76



**SALTO**  
WHISKEY 320ml  
J3775  
H:84 W:90

### SALTO COLOURS ★★☆☆☆



**SALTO ICE PINK**  
HIBALL 350ml  
J5385  
H:121 W:76



**SALTO ICE PINK**  
WHISKEY 320ml  
H5806  
H:84 W:90



**SALTO ICE BLUE**  
HIBALL 350ml  
J1585  
H:121 W:76



**SALTO ICE BLUE**  
WHISKEY 320ml  
J1584  
H:84 W:90



# TUMBLERS

# ARCOROC

## ISLANDE



**ISLANDE**  
HIBALL 360ml  
J4226  
H:170 W:64



**ISLANDE**  
HIBALL 330ml  
N1318  
H:157 W:63



**ISLANDE**  
HIBALL 310ml  
N1317  
H:166 W:60



**ISLANDE**  
HIBALL 290ml  
N1316  
H:145 W:63



**ISLANDE**  
JUICE 220ml  
D6318  
H:131 W:58



**ISLANDE**  
WHISKEY 380ml  
N6377  
H:96 W:89



**ISLANDE**  
WHISKEY 300ml  
N1314  
H:93 W:79



**ISLANDE**  
JUICE 160ml  
J3776  
H:100 W:55



**ISLANDE**  
JUICE 100ml  
J4238  
H:87 W:51

## BASIC



**VALUE  
ITEMS!**



**WILLY**  
BEER 570ml  
CN53241  
H:143 W:71



**ARC**  
WILLY 380ml  
N7794  
H:140 W:65



**ARC**  
ZOMBIE 330ml  
L4700  
H:157 W:63



**ARC**  
HIBALL 270ml  
SA959  
H:135 W:62

PRYSM ★★☆☆☆



**PRYSM**  
HIBALL 350ml  
E1513  
H:125 W:89



**PRYSM**  
WHISKEY 370ml  
E1514  
H:96 W:103



**PRYSM**  
WHISKEY 270ml  
E1515  
H:88 W:94

SIDRA

★★★★☆



**SIDRA**  
TUMBLER 500ml  
L6500  
H:120 W:89

BOURBON STREET ★★☆☆☆ **NEW**

ESKALE ★★☆☆☆



**BOURBON STREET**  
TUMBLER 360ml  
Q3660  
H:130 W:85



**BOURBON STREET**  
WHISKEY 320ml  
Q3659  
H:99 W:94



**ESKALE**  
WHISKEY 310ml  
L3750  
H:87 W:91



**ESKALE**  
JUICE 180ml  
L3751  
H:78 W:77

ELISA ★★☆☆☆



GLASS SAFETY

PINTA

★★★★☆



GLASS SAFE



**ELISA**  
HIBALL 350ml  
J4724  
H:135 W:68



**ELISA**  
HIBALL 190ml  
27754  
H:108 W:56



**ELISA**  
WHISKEY 230ml  
J4591  
H:82 W:73



**PINTA**  
TUMBLER 360ml  
J3510  
H:89 W:85



# TUMBLERS

# ARCOROC

## BRIXTON ★ ★ ★ ★ ★



**BRIXTON**  
HIBALL 450ml  
P9411  
H:157 W:82



**BRIXTON**  
HIBALL 380ml  
P4187  
H:150 W:77



**BRIXTON**  
HIBALL 350ml  
P9067  
H:112 W:87



**BRIXTON**  
WHISKEY 320ml  
P4188  
H:96 W:86

## BRIXTON COLOURS ★ ★ ★ ★ ★



**BRIXTON COLOURS**  
TUMBLER 300ml - LILAC  
Q1618  
H:96 W:86



**BRIXTON COLOURS**  
TUMBLER 300ml - PINK  
Q1617  
H:96 W:86



**BRIXTON COLOURS**  
TUMBLER 300ml - TOPAZ  
Q1619  
H:96 W:86



## WESTLOOP ★ ★ ★ ★ ★



**WESTLOOP**  
HIBALL 360ml  
P9950  
H:129 W:88



**WESTLOOP**  
HIBALL 400ml  
Q3619  
H:130 W:79



**WESTLOOP**  
WHISKEY 320ml  
P9958  
H:95 W:84



### LOUISIANE ★ ★ ★ ★ ★ **NEW**



**LOUISIANE**  
TUMBLER 360ml  
Q3656  
H:130 W:85



**LOUISIANE**  
WHISKEY 320ml  
Q3655  
H:99 W:94



**OLD SQUARE**  
TUMBLER 360ml  
Q3658  
H:130 W:84



**OLD SQUARE**  
WHISKEY 320ml  
Q3657  
H:96 W:89

### BROADWAY ★ ★ ★ ★ ★



**BROADWAY**  
HIBALL 450ml  
P1470  
H:164 W:80



**BROADWAY**  
HIBALL 380ml  
L7255  
H:145 W:75



**BROADWAY**  
HIBALL 280ml  
L7256  
H:134 W:67.5



**BROADWAY**  
WHISKEY 300ml  
L7254  
H:91 W:85

### BROADWAY COLOURS ★ ★ ★ ★ ★



**BROADWAY COLOURS**  
TUMBLER 300ml - LILAC  
Q1615  
H:96 W:86



**BROADWAY COLOURS**  
TUMBLER 300ml - PINK  
Q1614  
H:96 W:86



**BROADWAY COLOURS**  
TUMBLER 300ml - TOPAZ  
Q1616  
H:96 W:86





# TUMBLERS

# ARCOROC

## NEW YORK ★★☆☆☆



PERFECTLY STACKABLE



GLASS SAFETY

**NEW YORK**  
HIBALL 350ml  
L7335  
H:140 W:74



## STACK UP ★★☆☆☆



**STACK UP**  
HIBALL 470ml  
H5641  
H:147 W:87



**STACK UP**  
HIBALL 400ml  
H5642  
H:144 W:83



**STACK UP**  
HIBALL 350ml  
H7763  
H:140 W:78



**STACK UP**  
WHISKEY 320ml  
H5646  
H:92 W:92



**STACK UP**  
WHISKEY 265ml  
J0317  
H:92 W:85

## LOG ★★☆☆☆



PERFECTLY STACKABLE



GLASS SAFETY



**LOG**  
HIBALL 320ml  
L9946  
H:120 W:70



**LOG**  
WHISKEY 270ml  
L9945  
H:93 W:76



**LOG**  
TUMBLER 220ml  
L8690  
H:79 W:73



**LOG**  
TUMBLER 160ml  
L7427  
H:80 W:63

### PRINCESSA ★★★★★



**PRINCESSA**  
HIBALL 230ml  
50773  
H:110 W:65



**PRINCESSA**  
WHISKEY 310ml  
J4168  
H:94 W:79

### TIVOLI ★★★★★



**TIVOLI**  
WHISKEY 250ml  
E8875  
H:78 W:77

### NORVERGE ★★★★★



**NORVERGE**  
HIBALL 320ml  
61698  
H:125 W:74



**NORVERGE**  
HIBALL 270ml  
G3605  
H:114 W:72



**NORVERGE**  
WHISKEY 250ml  
61697  
H:94 W:77



**NORVERGE**  
TUMBLER 200ml  
60024  
H:88 W:72



**NORVERGE**  
TUMBLER 160ml  
60026  
H:82 W:65

### BE BOP ★★★★★



**BE BOP**  
HIBALL 470ml  
L7124  
H:150 W:77



**BE BOP**  
HIBALL 350ml  
L8688  
H:148 W:69



**BE BOP**  
WHISKEY 300ml  
L8687  
H:82 W:84



**BE BOP**  
WHISKEY 210ml  
N4788  
H:59 W:82

GRANITY ★★☆☆☆



**GRANITY**  
650ml  
J2598  
H:178 W:96



**GRANITY**  
460ml  
J2601  
H:160 W:87



**GRANITY**  
420ml  
J2603  
H:130 W:89



**GRANITY**  
360ml  
G3655  
H:145 W:78



**GRANITY**  
350ml  
N0781  
H:122 W:85



**GRANITY**  
310ml  
G3654  
H:140 W:75



**GRANITY**  
200ml  
J2608  
H:127 W:64



**GRANITY**  
270ml  
J2552  
H:98 W:85



**GRANITY**  
WHISKEY 200ml  
J2611  
H:81 W:80



**GRANITY**  
160ml  
J2609  
H:73 W:73







# TUMBLERS



SIDRA ★★☆☆☆



**SIDRA MAXI**  
TUMBLER 500ml  
V0055  
H:121 W:89



**SIDRA MIDI**  
TUMBLER 360ml  
V0191  
H:89 W:84



BAZTAN ★★☆☆☆



**BAZTAN**  
TUMBLER 320ml  
V4155  
H:84 W:90

PINOT ★★☆☆☆



**PINOT**  
TUMBLER 470ml  
V0242  
H:109.5 W:87



**PINOT**  
TUMBLER 350ml  
V0243  
H:99 W:79.5



MENCIA ★★☆☆☆



**MENCIA**  
TUMBLER 470ml  
V1854  
H:110 W:90



**MENCIA**  
TUMBLER 350ml  
V1853  
H: 95 W:84

# TUMBLERS

# Ocean®

CONNEXION ★ ★ ★ ★ ★



**CONNEXION ROCK**  
HIBALL 350ml  
OC55054  
H:152 W:69



**CONNEXION ROCK**  
WHISKEY 350ml  
OC55047  
H:91 W:86



MADISON & LEXINGTON ★ ★ ★ ★ ★



**MADISON**  
TUMBLER 390ml  
OC55061  
H:110 W:80



**LEXINGTON**  
TUMBLER 370ml  
OC55016  
H:110 W:80




FYN ★ ★ ★ ★ ★



**FYN**  
HI BALL 350ml  
OC55030  
H:170 W:70



**FYN**  
ROCK WHISKEY 290ml  
OC55023  
H:90 W:78





NORMANDIA ★★☆☆☆ DISCO ★★☆☆☆

REGAL ★★☆☆☆



**NORMANDIA**  
TUMBLER 410ml  
2632  
H:130 W:75



**DISCO**  
HIBALL 380ml  
2461  
H:145 W:65



**DISCO**  
HIBALL 340ml  
2478  
H:125 W:68



**REGAL**  
GOBLET 310ml  
2602  
H:127 W:67



NOVA ★★☆☆☆

**VALUE ITEM!**



**NOVA THICK BASE**  
WHISKEY 320ml  
CN43761  
H:90 W:12



**NOVA THICK BASE**  
WHISKEY 250ml  
CN40739  
H:90 W:75

HEATHER ★★☆☆☆ INDO TUMBLERS ★★☆☆☆

TUSCANY ★★☆☆☆



**HEATHER**  
TUMBLER 440ml  
PM049A  
H:150 W:80



**FREESIA**  
TUMBLER 500ml  
PM0390  
H:113 W:89



**FREESIA**  
TUMBLER 350ml  
PM0370-42  
H:102 W:83



**TUSCANY**  
TUMBLER 475ml  
CN52435  
H:105 W:95

## MARTINI COCKTAIL



**C&S CABERNET**  
MARTINI 300ml  
62449  
H:188 W:120



**C&S CABERNET**  
MARTINI 210ml  
58001  
H:172 W:116



**MONTI**  
MARTINI 210ml  
Q1325  
H:156 W:116



**WESTLOOP**  
MARTINI 270ml  
Q4027  
H:168 W:113



**BROADWAY**  
MARTINI 210ml  
P8795  
H:155 W:118



**TIMELESS**  
MARTINI 230ml  
440176  
H:167 W:115



**DUCHESS**  
MARTINI COCKTAIL 210ml  
OC54989  
H:156 W:110



**CONNEXION**  
MARTINI 215ml  
OC54996  
H:166 W:100



**INDO**  
MARTINI 230ml  
SW0950  
H:140 W:110



**EVENT / PRIMETIME**  
MARTINI EVENT 250ml  
P05517  
H:130 W:115



**INDO**  
MARTINI ZIG ZAG 230ml  
ZW0950  
H:156 W:110

# COCKTAIL

## MARGARITA COCKTAIL



**C&S CABERNET**  
MARGARITA 440ml  
N6900  
H:192 W:121



**ELEGANCE**  
MARGARITA 270ml  
79923  
H:160 W:109



**VICRILA**  
MARGARITA 270ml  
V1099  
H:164 W:109



**MADISON**  
MARGARITA 345ml  
OC54972  
H:190 W:116



**INDO**  
MARGARITA 290ml  
SW1200  
H:170 W:110



**INDO**  
MARGARITA ZIG ZAG 300ml  
10051Z  
H:163 W:110



## GIN / COCKTAIL



**BROADWAY**  
GIN 580ml  
P8821  
H:195 W:107



**VINA JULIETTE**  
GIN 700ml  
N2760  
H:195 W:113



**PARTY STEM**  
GIN / COCKTAIL 620ml  
P8064  
H:195 W:109



**MONTI**  
GIN 580ml  
Q1257  
H:187 W:106



**CONNEXION**  
GIN COCKTAIL 600ml  
OC55009  
H:192 W:107



## CHAMPAGNE / COCKTAIL



**C&S CABERNET**  
COUPE SAUCER 300ml  
N6815  
H:170 W:120



**C&S CABERNET**  
COCKTAIL 210ml  
L3678  
H:179 W:114



**C&S**  
CHAMPAGNE & COCKTAIL 350ml  
N8214  
H:160 W:110



**BROADWAY**  
COUPE SAUCER 250ml  
P8796  
H:138 W:115



**C&S BRIO**  
COCKTAIL 210ml  
L8941  
H:195 W:83



**BRIO**  
FLUTE 160ml  
J1478  
H:198 W:65

## SPIRITS / COCKTAIL



**C&S OPEN UP**  
AMBIENT SPIRIT 160ml  
U1062  
H:170 W:70



**C&S OPEN UP**  
ARDENT 390ml  
U1059  
H:132 W:104



**C&S**  
RUM TASTING GLASS 170ml  
N6374  
H:127 W:75





# COCKTAIL

## COGNAC / COCKTAIL



**C&S COGNAC**  
COGNAC 700ml  
N8172  
H:166 W:113



**C&S COGNAC**  
COGNAC 400ml  
N7984  
H:146 W:94



**DEGUSTATION**  
COGNAC 410ml  
H5704  
H:129 W:95



**DEGUSTATION**  
COGNAC 260ml  
D0720  
H:112 W:82

## COGNAC / COCKTAIL



**WEST LOOP**  
COGNAC 320ml  
P9951  
H:135 W:75



**VICRILA**  
COGNAC 760ml  
V0746  
H:151 W:111



## STEMMED COCKTAIL



**C&S CABERNET  
SUPREME**  
COCKTAIL 470ml  
FJ036  
H:216 W:87



**C&S CABERNET  
ABONDANT**  
COCKTAIL 500ml  
FJ038  
H:201 W:100



**BROADWAY**  
STEM GLASS 400ml  
Q3649  
H:175 W:94



**BACHUS**  
BEER 370ml  
18223  
H:158 W:87



**INDO**  
PANORAMA  
COCKTAIL 380ml  
SW1370  
H:172 W:72

# COCKTAILS

## SHORT STEMMED COCKTAIL



**ELEGANCE HURRICANE**  
COCKTAIL 440ml  
54584  
H:208 W:79



**KYOTO**  
COCKTAIL 320ml  
P1849  
H:179 W:81

## COCKTAIL TUMBLER



**CAN**  
TUMBLER 480ml  
N6545  
H:134 W:76



**COCKTAIL**  
PINEAPPLE GLASS 700ml  
SM40890  
H:170 W:90



**COCKTAIL**  
TIKI GLASS 550ml  
SM40906  
H:170 W:75



**COCKTAIL JARS**  
DRINKING JAR NO LID 450ml  
HM32949  
H:130 W:65



Innovative  
Printing



STEMMED BEER



**CERVOISE**  
BEER 500ml  
AR07131  
H:192 W:83



**CERVOISE**  
BEER 380ml  
AR07132  
H:179 W:77



**CERVOISE**  
BEER 320ml  
AR07134  
H:166 W:72



**CHABELA SHOONER**  
BEER/COCKTAIL 620ml  
2247  
H:185 W:115



**BRISTOL SCHWENKER**  
STEM BEER 640ml  
A0374890  
H:160 W:80



**BRISTOL SCHWENKER**  
STEM BEER 500ml  
A0265150  
H:160 W:105



**BRISTOL SCHWENKER**  
STEM BEER 375ml  
A0265810  
H:146 W:85



**BACHUS**  
BEER 360ml  
18223  
H:158 W:87



**VICRILA BARLEY**  
STEM BEER 580ml  
V4160  
H:190 W:80



**INDO BLOOM BEER**  
STEM BEER 370ml  
SW0530  
H:190 W:75



**INDO BEER AWESOME**  
STEM BEER 595ml  
SW1270  
H:190 W:80



**INDO BEER DELIGHTFUL**  
STEM BEER 407ml  
SW0910  
H:160 W:69



# BEER

## BEER TUMBLER



**ARC LINZ**  
BEER 650ml  
25275  
H:215 W:85



**LINZ**  
BEER 390ml  
25263  
H:206 W:69



**LINZ**  
LAGER 600ml  
J1999  
H:205 W:75



**LINZ**  
LAGER 340ml  
G4691  
H:180 W:60



**MONACO**  
LAGER 615ml  
11999421  
H:230 W:75



**MONACO**  
LAGER 385ml  
11999339  
H:190 W:65



**TRUMPET**  
LAGER 570ml  
L9005  
H:205 W:97



**TRUMPET**  
LAGER 390ml  
P4680  
H:176 W:83



**WEIZEN BAVARIAN**  
BEER 630ml  
H9882  
H:210 W:80



**ARC SMALL KEGGY**  
BAVARIAN 420ml  
J5185  
H:200 W:66



**TULIP**  
BEER 585ml  
49360  
H:161 W:84



**CRAFT MASTER ONE**  
BEER TASTER 200ml  
34202  
H:130 W:50



**NONIC**  
BEER 560ml  
G2620  
H:152 W:87



**VICRILA**  
NONIC 560ml  
V4385  
H:154 W:87.5



**CONIQUE**  
HIBALL 570ml  
34002  
H:150 W:90



**CAMEO**  
TUMBLER 415ml  
TM419B  
H:146 W:80



**ULTIMATE**  
TEMPERED 570ml  
G8563  
H:160 W:90



BEER TUMBLER



**KOBLENZ**  
BEER 660ml  
26030  
H:200 W:82



**KOBLENZ**  
BEER 395ml  
26029  
H:169 W:70



**LOISACH**  
TUMBLER 500ml  
3061  
H:245 W:75



**LOISACH**  
TUMBLER 375ml  
3162  
H:210 W:60



**WALCHENSEE**  
BEER 650ml  
56203  
H:240 W:80



**LENA**  
BEER 400ml  
CN43846  
H:205 W:70



**HOPS**  
BEER 570ml  
CN43853  
H:180 W:75



**BEER LEGEND WHEAT**  
GOBLET BEER 590ml  
L9944  
H:210 W:83



**BEER LEGEND FRUITY**  
GOBLET HIBALL 470ml  
L9943  
H:190 W:78



**INDO BEER**  
FLARED PILSNER 375ml  
CN31447  
H:165 W:70



**BULLET**  
TUMBLER 300ml  
CQ0120  
H:195 W:65



**ATLANTIC**  
TUMBLER 330ml  
A0340270  
H:140 W:75



**LENCH**  
TUMBLER 330ml  
F7504  
H:190 W:68



**WILLY**  
BEER 570ml  
CN53241  
H:143 W:71

# BEER



**OBER GLASS BOOT**  
BEER 1L  
OB55115  
H:242 W:107



**OBER GLASS BOOT**  
BEER 500ML  
OB55122  
H:196 W:85



## BEER MUGS



**BENIDORM**  
BEER MUG 450ml  
N1512  
H:125 W:125



**HAWORTH**  
BEER MUG 570ml  
N1508  
H:131 W:93



**SUPER**  
BEER MUG 1L  
5671  
H:200 W:100



**BREMEN**  
BEER MUG 610ml  
CN43822  
H:185 W:80



**OSLO**  
BEER MUG 540ml  
CN43785  
H:185 W:85



**DOMINGO**  
BEER MUG 550ml  
CN43808  
H:150 W:85



**HANOVER**  
BEER MUG 575ml  
CN43839  
H:185 W:80



**BEER MUG 560ml**  
G104  
H: 160 W: 90

BEER MUGS



**SAUERLAND**  
BEER MUG 500ml  
27006  
H:215 W:75



**FRANKEN**  
BEER MUG 500ml  
27013  
H:180 W:80



**STYRIA**  
BEER MUG 1L  
OB55092  
H:203 W:107



**STYRIA**  
BEER MUG 500ml  
OB55108  
H:160 W:85



**ISAR**  
BEER MUG 1L  
OB55078  
H:202 W:109



**ISAR**  
SHOT MUG 40ml  
OB55085  
H:72 W:40



**DRAUGHT TANK**  
BEER MUG 500ml  
PM012B  
H:161 W:88



**DRAUGHT TANK**  
BEER MUG 300ml  
CDT300  
H:135 W:75



**STEIN**  
CERAMIC BEER MUG 750ml - WHITE  
NB50578  
H:153 W:90



**WHITE GERMAN**  
BEER MUG 1L (to rim)  
NB50615  
H:197 W:117



**WHITE GERMAN**  
BEER MUG 690ml (to rim)  
NB50622  
H:144 W:104



# BEER

## SAB BRANDED BEER



**HANSA**  
HP300 300ml  
H:180 W:80

HP500 500ml  
H:200 W:90



**CASTLE**  
CL300 300ml  
H:180 W:70

CL500 500ml  
H:210 W:80



**CASTLE LIGHT**  
CLL300 300ml  
H:210 W:69

CLL500 500ml  
H:245 W:79



**BLACK LABEL**  
CBL300 300ml  
H:190 W:70

CBL500 500ml  
H:210 W:80



**STELLA**  
STEL330 330ml  
H:190 W:60

STEL500 500ml  
H:220 W:70



## BRANDED BEER




**HOEGAARDEN**  
HOE330 330ml  
H:140 W:100

HOE500 500ml  
H:160 W:118



**LEFFE**  
LEF330 330ml  
H:190 W:80

LEF500 500ml  
H:220 W:90





# LIQUEURS & SHOOTERS



**C&S BRIO**  
SHERRY 95ml  
H8466  
H:171 W:56



**C&S GRAPPA**  
90ml  
G1420  
H:155 W:56



**ISLANDE**  
LIQUEUR 60ml  
40375  
H:105 W:38



**ISLANDE**  
LIQUEUR WITH EAR  
60ml  
72388  
H:101 W:45



**HOT SHOT**  
SHOOTER 70ml  
G2639  
H:85 W:55



**HOT SHOT**  
SHOOTER 34ml  
21554  
H:70 W:45



**ESKALE**  
SHOT 90ml  
L7172  
H:62 W:60



**BROADWAY**  
SHOT 50ml  
L7253  
H:60 W:49



**SALTO**  
SHOT 60ml  
N5834  
H:66 W:48



**SHETLAND**  
SHOT 90ml  
C8222  
H:73 W:60



**GRANITY**  
SHOT 45ml  
AR04755  
H:57 W:50



**GIN**  
SHOT 50ml  
G2615  
H:57 W:48



**GIN**  
SHOT 30ml  
G2614  
H:52 W:42



**NOVA**  
TEQUILA 60ml  
NG0013  
H:103 W:40



**NOVA**  
TEQUILA 25ml  
NG0012  
H:76 W:33



**NOVA BOSTON**  
25ml  
NG0022  
H:55 W:45



**Fact:** By law, you are required to have plastic drinkware around a pool area.

OUTDOOR PERFECT ★★★★★

**EXTRA SHOCK RESISTANT SAN PLASTIC**



**OUTDOOR PERFECT**  
RED WINE 300ml  
E9305  
H:188 W:79



**OUTDOOR PERFECT**  
FLUTE 150ml  
E9299  
H:217 W:57



**OUTDOOR PERFECT**  
MARGARITA 300ml  
E6127  
H:176 W:122



**OUTDOOR PERFECT**  
MARTINI 300ml  
E9293  
H:190 W:118



**OUTDOOR PERFECT**  
HURRICANE 440ml  
G0011  
H:234 W:75



**OUTDOOR PERFECT**  
HIBALL 380ml  
E9296  
H:161 W:76



**OUTDOOR PERFECT**  
WHISKEY 300ml  
E9301  
H:115 W:83



**OUTDOOR PERFECT**  
JUG 2L & LID  
E9298  
H:261 W:220

### A LA BONNE HEURE ★★★★★



**A LA BONNE HEURE**  
MUG 320ml  
N5608  
H:110 W:70



**A LA BONNE HEURE**  
MUG 250ml  
N5607  
H:85 W:70



**A LA BONNE HEURE**  
MUG 90ml  
L7134  
H:63 W:50

### NEW MORNING ★★★★★



**NEW MORNING**  
MUG 320ml  
N5611  
H:111 W:112



**NEW MORNING**  
MUG 220ml  
N5612  
H:98 W:100



**NEW MORNING**  
MUG 90ml  
N5614  
H:74 W:77

### VOLUTO ★★★★★



**VOLUTO**  
MUG 400ml  
L3696  
H:123 W:111



**VOLUTO**  
MUG 320ml  
N1196  
H:111 W:106



**VOLUTO**  
MUG 250ml  
N1195  
H:91 W:104



**VOLUTO**  
CUP 220ml  
L3692  
H:71 W:107



**VOLUTO**  
MUG 90ml  
L3695  
H:68 W:58

AROMA ★ ★ ★ ★ ★



**TROQUET**  
CUP 320ml  
N5610  
H:100 W:70



**TROQUET**  
CUP 250ml  
N5609  
H:80 W:70



**AROMA**  
ROUND SAUCER 14cm  
L3697  
W:140



**AROMA**  
ROUND SAUCER 12cm  
J9827  
W:120

HOT DRINKS ★ ★ ★ ★ ★



**STACK MUG**  
TEMPERED 250ml  
N1225  
H:85 W:70



**NORDIC**  
TEMPERED MUG 380ml  
L3238  
H:85 W:106



**MAHAK**  
MUG 280ml  
N3076  
H:100 W:85



**TEA MUG**  
TEMPERED 230ml  
H4973  
H:106 W:75



**ESSENCE**  
MUG WHITE 320ml  
N1230  
H: 90 W: 77



**FOOTED**  
MUG 290ml  
H3978  
H:142 W:70



**LATINO**  
MUG 290ml  
G3871  
H:145 W:78



Innovative  
Printing



**V-SHAPE**  
LATTE MUG 290ml  
CN21827  
H:160 W:85



**INDO**  
COFFEE MUG 250ml  
M710AF  
H:110 W:80



**ARBICA INDO**  
MUG 180ml  
CN43815  
H:85 W:75



**IRISH COFFEE**  
MUG RINGS 260ml  
CN43792  
H:150 W:75



DOUBLE WALL ★ ★ ★ ★ ★



SOLD IN RETAIL PACKAGING



**DOUBLE WALL**  
2PIECE MUG 330ml  
DW29826  
H:123 W:85



**DOUBLE WALL**  
2PIECE MUG 250ml  
DW29833  
H:100 W:80



**DOUBLE WALL**  
2PIECE ESPRESSO CUP 80ml  
DW29819  
H:60 W:58



**DOUBLE WALL**  
2PIECE CAPPUCINO CUP 270ml  
DW29864  
H:90 W:85

**DOUBLE WALL**  
2PIECE CAPPUCINO CUP 180ml  
DW34080  
H:80 W:120

**DOUBLE WALL**  
2PIECE ESPRESSO CUP 80ml  
DW34097  
H:55 W:50



**DOUBLE WALL**  
2PIECE LATTE MUG 250ml  
DW34073  
H:110 W:120



**DOUBLE WALL**  
2PIECE TUMBLER 300ml  
DW29802  
H:118 W:83



**DOUBLE WALL**  
2PIECE TUMBLER 250ml  
DW29840  
H:90 W:85



**DOUBLE WALL**  
2PIECE TUMBLER 100ml  
DW29857  
H:65 W:63



**DOUBLE WALL**  
2PIECE DRINKING GLASS 250ml  
DW34066  
H:195 W:75



**DOUBLE WALL TWIST**  
2PIECE TUMBLER 300ml  
DW40654  
H:118 W:84



**DOUBLE WALL**  
SAUCER 145mm  
DW34240

**DOUBLE WALL**  
SAUCER 115mm  
DW34257



DOUBLE WALL ★ ★ ★ ★ ★



SOLD IN RETAIL PACKAGING



**GLASS TEAPOT**  
800ml  
DW41545  
H:140 W:150



**GLASS TEAPOT**  
500ml  
DW29888  
H:110 W:115



CAST IRON TEAPOTS ★ ★ ★ ★ ★



SOLD IN RETAIL PACKAGING



**CAST IRON - BLACK**  
TEAPOT 650ml  
CI33182  
H:80 W:150



**CAST IRON - TERRACOTTA**  
TEAPOT 650ml  
CI36411  
H:80 W:150



**CAST IRON - LIME GREEN**  
TEAPOT 650ml  
CI33199  
H:80 W:150



**CAST IRON - TEAL**  
TEAPOT 650ml  
CI33205  
H:80 W:150





# *Dessert*





TALL FOOTED DESSERT



**QUADRO**  
MILK SHAKE 360ml  
12615  
H:191 W:81



**PALMIER**  
TALL DESSERT 370ml  
58012  
H:201 W:120



**PALMA MILKSHAKE**  
MILKSHAKE 370ml  
CN43788  
H:185 W:90

VALUE  
ITEM!



**NOVA MEXICAN**  
MILKSHAKE 350ml  
NG33250  
H:185 W:90



**BOSTON**  
TUMBLER 410ml  
2209  
H:193 W:80



**VANILLA SUNDAE**  
250ml  
CN50677  
H:120 W:102



**GELATO SUNDAE**  
200ml  
CN50684  
H:125 W:90



# DESSERT

## FOOTED DESSERT



**QUADRO**  
ICE CREAM COUPE 300ml  
N2322  
H:102 W:100



**MALDIVES**  
ICE CREAM  
COUPE  
C5905  
H:110 W:100



**COUPE SORBET**  
COUPE 380ml  
43121  
H:94 W:117



**COUPE SORBET**  
COUPE 220ml  
50998  
H:78 W:100



**SEYCHELLES**  
DESSERT 200ml  
34741  
H:80 W:105



**PALMIER**  
LOW DESSERT 210ml  
58010  
H:100 W:127



**INDO MARTINI DESSERT**  
FOOTED DESSERT 225ml  
FW0950  
H:90 W:110



**INDO ADVENTURE**  
ICE CREAM CUP 260ml  
FW1290  
H:76 W:99



## DESSERT BOWL



PERFECTLY  
STACKABLE



**MEKKANO CLEAR**  
TALL SQUARE DISH 75mm  
L9691  
H:75 W:63



**MEKKANO BLACK**  
TALL SQUARE DISH 75mm  
N6652  
H:75 W:63

DESSERT BOWL



**VERSATILE**  
ICE CREAM 120ml  
H3951  
H:90 W:98



**VERSATILE**  
ICE CREAM 40ml  
H4668  
H:62 W:60



**CHIQUITO**  
DESSERT 230ml  
J4764  
H:59 W:82



**BE BOP**  
DESSERT 210ml  
N4788  
H:58 W:82



**VARY**  
DESSERT BOWL 180ml  
H9218  
H:72 W:150



**JAZZED**  
DESSERT 350ml  
E5613  
H:198 W:127



**JAZZED**  
ICE CREAM BOWL 250ml  
L6753  
H:125 W:92



**JAZZED**  
DESSERT 250ml  
H4368  
H:133 W:155

DESSERT JAR



**COCKTAIL JARS**  
DRINKING JAR NO LID 450ml  
HM32949  
H:130 W:65





# C&S DECANTERS



C&S DECANTERS & JUG ★★★★★



**OPENING CARAFE**  
DECANTER 900ml  
D2142  
H:241 W:214



**OPEN UP CARAFE**  
BOTTLE DECANTER 1.4L  
D6653  
H:314 W:145



**C&S REGATE PITCHET**  
DECANTER 1.1L  
H3009  
H:210 W:165



# JUGS



**ARC**  
JUG 1.3L & LID  
N1103  
H:217 W:163



**ARC**  
JUG 1L & LID  
G2635  
H:202 W:151



**ARC**  
JUG 1.3L NO LID  
E3502  
H:217 W:163



**KONE**  
JUG 1.3L & LID  
N1102  
H:221 W:111



**TIVOLI**  
ICE LIP JUG 2.3L  
28438  
H:257 W:187



**TIVOLI**  
JUG 1.6L & LID  
N1105  
H:203 W:168



**QUADRO**  
JUG 2L & LID  
46538  
H:263 W:188



**QUADRO**  
JUG 1.7L & LID  
C2896  
H:256 W:163



**QUADRO**  
JUG 1.3L & LID  
L9918  
H:247 W:150



**QUADRO**  
JUG 1L & LID  
70361  
H:242 W:125



**QUADRO**  
JUG 500ml & LID  
75201  
H:157 W:125

# JUGS



**NEW YORK**  
SHAKER JUG 550ml  
N6666  
H:140 W:92



**CONIC / MEXICO**  
JUG 1.8L  
13137019  
H:230 W:160



**MEXICO**  
PITCHER 1L  
3886  
H:197 W:168



**JUICE JUG 1.5L  
WITH WOODEN LID**  
HM42276  
H:285 W:94



**BELLY JUG 1.5L**  
GL55474



**FLAMINGO JUG 1.5L**  
GL55450  
H:310 W: 95



**SPUTNIC**  
JUG 2.2L  
KF09835  
H:180 W:210



**TULIP**  
JUG 1.5L  
KF09842  
H:270 W:150



**NOVA**  
JUG 500ml  
NG0016  
H:140 W:95



# CARAFE / DECANTER



**ARCOROC**  
VIN CARAFE 1L  
10291  
H:203 W:119



**ARCOROC**  
VIN CARAFE 500ml  
C0197  
H:164 W:96



**ARCOROC**  
VIN CARAFE 250ml  
C0198  
H:132 W:78



**ELEGANCE**  
DECANTER 1L NO LID  
42173  
H:230 W:112



**FLUID**  
CARAFE 1L  
L3965  
H:265 W:107



**FLUID**  
CARAFE 500ml  
L3963  
H:193 W:91



**FLUID**  
CARAFE 250ml  
L4212  
H:135 W:70



**ARC**  
DECANTER 2L  
62451  
H:207 W: 240



**GRAND CHATEAU**  
DECANTER 1.8L (NO LID)  
P6257  
H:224 W:212



**EXPERT**  
DECANTER 1.5L (NO LID)  
Q9244  
H:262 W:229



# CARAFE / DECANTER



**INDO BACHUS**  
CARAFE 1L  
31218  
H:270 W:93



**INDO BACHUS**  
CARAFE 500ml  
31225  
H:196 W:74



**INDO BACHUS**  
CARAFE 250ml  
31232  
H:170 W:61

**VALUE  
ITEM!**



**PISA**  
DECANTER 1L  
OB55160  
H:249 W:143



**PISA**  
DECANTER 500ml  
OB55177  
H:172 W:98



**PISA**  
DECANTER 250ml  
OB55184  
H:171 W:97



**PURITY**  
DECANTER 1L  
OB55139  
H:281 W:101



**PURITY**  
DECANTER 750ml  
OB55146  
H:260 W:101



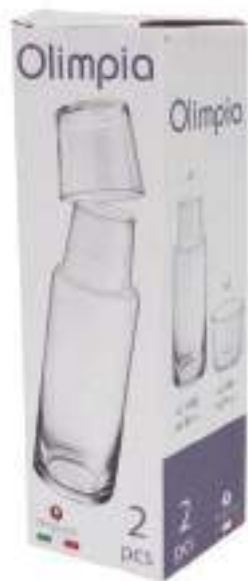
**PURITY**  
DECANTER 500ml  
OB55153  
H:224 W:89



# ACCESSORIES



**OLIMPIA**  
DECANTER 1L  
& GLASS GIFT BOX  
61636  
H:275 W:83



**LOG**  
HIBALL 320ml  
L9946  
H:120 W:70

**CONFERENCE**  
DECANTER 1L  
N4080  
H:250 W:86



**CONFERENCE**  
DECANTER 1L  
with cork lid  
N3941  
H:260 W:86

## ACCESSORIES



**CURVED**  
**SALT SHAKER**  
HM027  
9cm



**CLEOPATRA**  
**SALT / PEPPER**  
HM0532  
9cm



**CLUB ROUND**  
**ASHTRAY**  
NG0020  
11cm



**CLEOPATRA** 120ml  
**OIL BOTTLE**  
31195  
H:135 W:50



**OIL & VINEGAR**  
**CRUET**  
DW29871  
H:150 W:60



**DIRECT CLEAR (TEMPERED)**  
**SERVING PLATE OVAL** 35cm  
J2655  
H:350 W:260



**DIRECT CLEAR**  
**DINNER PLATE ROUND**  
43090 - 24.5cm  
43089 - 19cm

# BOWLS

# ARCOROC

## COSMOS



E8859 : BOWL 23cm - H:110 W:230  
 AR00648 : BOWL 20cm - H:95 W:200  
 N2610 : BOWL 17cm - H:81 W:170  
 64089 : BOWL 12cm - H:59 W:120

## COCOON



G1696 : BOWL 30cm  
 G1357 : BOWL 28cm - H:280 W:153  
 G1697 : BOWL 9cm - H:50 W:90  
 41884 : BOWL 6cm - H:33 W:60

## STACKING



H7878 : BOWL 29cm - H:133 W:290  
 N2615 : BOWL 26cm - H:119 W:260  
 N3695 : BOWL 23cm - H:105 W:230  
 M0092 : BOWL 20cm - H:92 W:200  
 N2317 : BOWL 17cm - H:75 W:170  
 G2711 : BOWL 14cm - H:62 W:140



G2981 : BOWL 12cm - H:54 W:120  
 N2613 : BOWL 10cm - H:45 W:100  
 10040 : BOWL 9cm - H:39 W:90  
 J2081 : BOWL 7cm - H:32 W:70  
 H7882 : BOWL 6cm - H:25 W:60

## FLEUR



AR06626 : BOWL 27cm - H: 102 W:270  
 D9070 : BOWL 23cm - H: 87 W:230  
 E8883 : BOWL 18cm - H: 65 W:180



# HOTELWARE

**NOVA**  
CLASSIC  
VITRIFIED HOTELWARE



**NC14433**  
WIDE RIM SERVICE PLATE  
31cm  
**NC11203**  
WIDE RIM DINNER PLATE  
27cm  
**NC14440**  
WIDE RIM DINNER PLATE  
25cm



**NC14457**  
WIDE RIM FISH PLATE  
23cm  
**NC11012**  
WIDE RIM SIDE PLATE  
20cm  
**NC10992**  
WIDE RIM SIDE PLATE  
17cm



**NC27068**  
COUPE PLATE 30cm  
**NC26979**  
COUPE PLATE 27cm  
**NC27051**  
COUPE PLATE 25cm  
**NC27044**  
COUPE PLATE 23cm  
**NC27037**  
COUPE PLATE 18cm



**NC41279**  
COUPE BOWL 27cm  
**NC41262**  
COUPE BOWL 20cm



**NC41286**  
SQUARE PLATE 23.5cm  
**NC41293**  
SQUARE PLATE 17cm



**NC11074**  
SOUP/PASTA PLATE  
29cm  
**NC14549**  
SOUP/PASTA PLATE  
23cm



**NC14501**  
 OVAL PLATTER NO RIM  
 40x28cm



**NC11081**  
 OVAL PLATTER  
 BROAD RIM 35x25cm



**NC40524**  
 SNAIL DISH 17cm



**NC20762**  
 SOUP/CEREAL DEEP BOWL  
 19.5cm  
**NC14471**  
 SOUP/CEREAL BOWL  
 18cm



**NC40470**  
 OATMEAL BOWL 15cm



**NC14563**  
 SALAD/DESSERT BOWL  
 15cm



**NC40487**  
 RICE BOWL 15cm  
**NC26986**  
 RICE BOWL 12cm



**NC14464**  
 DESSERT BOWL 16cm



**NC44423**  
 STACKING BOWL 10cm



**NC07916**  
 RICE BOWL 10cm





# HOTELWARE

**NOVA**  
CLASSIC  
VITRIFIED HOTELWARE



**NC40494**  
SLANTED BOWL 13cm



**NC07152**  
RAMEKIN 9cm



**NC20779**  
SAUCE CUP 9cm



**NC14556**  
ASHTRAY 10cm



**NC20786**  
SOY DISH SQUARE  
SHALLOW 7cm



**NC20816**  
SOY DISH SQUARE 7cm



**NC20793**  
SOY DISH SQUARE  
DEEP 6cm



**NC20809**  
SOY DISH ROUND 7cm



**NC40449**  
CHINESE SPOON 13cm



**NC14570**  
CONDIMENT SPOON 11cm



**NC14525**  
PEPPER [5 HOLE] 8cm  
**NC14532**  
SALT [3 HOLE] 8cm





**NC07299**  
CONE MUG 270ml



**NC46137**  
SQUARE MUG 300ml



**NC11005**  
DOUBLE WELL SAUCER  
15cm



**NC11036**  
CAPPUCCINO CUP 250ml



**NC20823**  
TEA CUP 230ml



**NC11043**  
STACKING CUP 200ml



**NC20335**  
ESPRESSO SAUCER 12cm



**NC20830**  
ESPRESSO CUP 80ml



**NC40531**  
SACHET HOLDER OVAL  
9cm



**NC14518**  
SACHET HOLDER 9cm



**NC20847**  
SUGAR BOWL & LID  
10cm  
**NC40500**  
SUGAR BOWL LID  
ONLY



**NC28058**  
SUGAR BOWL & LID 260ml



**NC28065**  
MILK JUG NO HANDLE  
250ml  
**NC40463**  
MILK JUG NO HANDLE  
100ml  
**NC28072**  
MILK JUG NO HANDLE  
65ml



**NC11067**  
MILK JUG 100ml  
**NC40456**  
MILK JUG 70ml



**NC28041**  
TEA POT 1L & LID



**NC40548**  
TEAPOT 650ml  
**NC14495**  
LID ONLY  
**NC14488**  
TEAPOT 400ml & LID



**NC11050**  
TEA POT 500ml & LID





**NS21301**  
 SQUARE PLATE 35cm  
**NS21295**  
 SQUARE PLATE 30cm



**NS21288**  
 SQUARE PLATE 26cm  
**NS21271**  
 SQUARE PLATE 20cm



**NS11111**  
 RECTANGULAR BOARD  
 30x21cm



**NS11104**  
 RECTANGULAR BOARD  
 26x18.5cm  
**NS11098**  
 RECTANGULAR BOARD  
 20x14cm



**NS08470**  
 WAVE RIM RECT. PLATE  
 33x22cm  
**NS07169**  
 WAVE RIM RECT. PLATE  
 28x19cm



**NS08579**  
 RECT. LEAF PLATE  
 30x22cm  
**NS08562**  
 RECT. LEAF PLATE  
 25x8cm







**NS08555**  
DEEP RECT. PLATTER 51x31cm



**NS14709**  
FULL INSERT 53x32cm



**NS08517**  
HALF INSERT  
32x25cm



**NS08524**  
THIRD INSERT  
32x17cm



**NS14631**  
RECT. BAKER  
40x22cm



**NS08548**  
RECT. PLATE WITH  
HANDLES 38x17cm  
**NS08531**  
RECT. PLATE WITH  
HANDLES 29x13cm



**NS08494**  
 RECT. PLATTER  
 45x27cm



**NS08500**  
 RECT. PLATTER  
 37x20cm  
**NS14624**  
 RECT. PLATTER  
 36x18cm



**NS08487**  
 DEEP OVAL PLATTER  
 43x33cm



**NS14600**  
 OVAL PLATTER  
 NO RIM 40x24cm  
**NS14594**  
 OVAL PLATTER  
 NO RIM 35x25cm  
**NS14587**  
 OVAL PLATTER  
 NO RIM 30x22cm



**NS40197**  
 FLARED OVAL  
 BOWL 35x24cm



**NS14617**  
 OVAL PLATTER  
 NARROW 56x21cm



**NS14761**  
SHALLOW OVAL PLATTER 45x19cm  
**NS14754**  
SHALLOW OVAL PLATE 29x13cm



**NS21356**  
SALAD BOWL 37cm



**NS21349**  
SALAD BOWL  
28cm  
**NS21332**  
SALAD BOWL  
23cm



**NS21387**  
LINED SALAD BOWL  
31cm  
**NS21370**  
LINED SALAD BOWL  
26cm  
**NS21363**  
LINED SALAD BOWL  
23cm



**NS08449**  
SQUARE TRUMPET  
BOWL 26cm  
**NS08432**  
SQUARE TRUMPET  
BOWL 23cm  
**NS08425**  
SQUARE TRUMPET  
BOWL 18cm  
**NS08418**  
SQUARE TRUMPET  
BOWL 12cm



**NS21325**  
SQUARE SALAD BOWL  
33cm  
**NS21318**  
SQUARE SALAD BOWL  
24cm



**NS27099**  
SQUARE PASTA BOWL  
23cm  
**NS40210**  
SQUARE PASTA BOWL  
18cm



**NS08586**  
SLANT TOP BOWL 21cm  
**NS08593**  
SLANT TOP BOWL 18cm  
**NS07213**  
SLANT TOP BOWL 15cm



**NS08616**  
LEAF BOWL 25cm  
**NS08623**  
LEAF BOWL 20cm



**NS08463**  
BAMBOO LEAF PLATE  
26cm  
**NS08456**  
BAMBOO LEAF PLATE  
20cm



**NS14730**  
OLIVE SHAPE PLATE  
LRG 31cm  
**NS14747**  
OLIVE SHAPE PLATE  
SML 21cm



**NS14785**  
RECT. CURVED DISH  
LRG 26cm  
**NS14778**  
RECT. CURVED DISH  
SML 18cm



**NS14655**  
MINI CASSEROLE  
& LID 13cm



**NS40432**  
SOUP BOWL  
300ml





**NS21134**  
RECT. WAVE DISH  
6 DIV 23cm



**NS21141**  
SQUARE WAVE PLATE  
4 DIV 21cm



**NS14693**  
2 DIV DISH 20cm



**NS21165**  
RECT. DISH 3 DIV  
18cm



**NS08609**  
3 DIV PLATE 37cm





**NS21158**  
SALT AND PEPPER  
SET 8.5cm



**NS07183**  
PEPPER [5 HOLE] 9cm  
**NS07190**  
SALT [1 HOLE] 9cm



**NS21189**  
TEAPOT 900ml & LID  
**NS21196**  
TEAPOT 750ml & LID  
**NS11142**  
TEAPOT 500ml & LID



**NS14662**  
MILK JUG 200ml  
**NS11128**  
MILK JUG 100ml  
**NS11135**  
MILK JUG 50ml



**NS21172**  
SUGAR BOWL & LID  
8cm



**NS14716**  
SACHET HOLDER  
12cm



**NS14792**  
CAPPUCCINO CUP 250ml  
**NS11159**  
COFFEE CUP 200ml  
**NS11166**  
ESPRESSO CUP 80ml



**NS11180**  
SAUCER 15cm  
**NS11173**  
SAUCER 12cm



**NS14679**  
ROUND ASHTRAY  
10cm



**NS07220**  
SAUCE BOAT  
15cm



**NS40258**  
STYLE WAVE CUP  
250ml  
**NS40265**  
STYLE WAVE SAUCER  
19cm



**NS40272**  
STYLE WAVE CUP  
90ml  
**NS40289**  
STYLE WAVE SAUCER  
15cm



**NS14686**  
STACKING MUG 280ml



**NS07206**  
SLIMLINE MUG 320ml



STUDIO GREEN ★ ★ ★ ★ ★



**NS37623**  
COUPE PLATE 30cm  
**NS37609**  
COUPE PLATE 26,5cm  
**NS37586**  
COUPE PLATE 20cm  
**NS37562**  
COUPE PLATE 18cm



**NS40951**  
COUPE BOWL  
20cm



**NS37487**  
RECT. CHEESE PLATE  
26 x 12cm



**NS37500**  
TRUMPET BOWL  
12cm



**NS37647**  
4PC CONDIMENT SET



**NS37661**  
SALT & PEPPER SET



**NS40944**  
CRUSHED CUP  
11.5cm  
**NS37838**  
CRUSHED CUP  
6.5cm



**NS37715**  
CUP 220ml



**NS37722**  
SAUCER 14cm



**NS37685**  
MILK JUG NO  
HANDLE 100ml



**NS37746**  
SAUCE CUP 80ml



**NS37524**  
RECT. SACHET  
HOLDER 10cm



**NS37548**  
CURVED SOY DISH  
7.5cm



STUDIO MATT BLACK ★ ★ ★ ★ ★



**NS40043**  
COUPE PLATE 30cm  
**NS40029**  
COUPE PLATE 26.5cm  
**NS40012**  
COUPE PLATE 20cm  
**NS40005**  
COUPE PLATE 18cm



**NS40081**  
ARC SQUARE PLATE  
30cm  
**NS40074**  
ARC SQUARE PLATE  
20cm



**NS39993**  
OVAL COUPE  
PLATE 40cm  
**NS39986**  
OVAL COUPE  
PLATE 35cm  
**NS39979**  
OVAL COUPE  
PLATE 30cm



**NS40036**  
COUPE SHALLOW  
BOWL

**NS40203**  
ROUND SIGNATURE  
PLATE



**NS54842**  
COUPE BOWL 26cm  
**NS54835**  
COUPE BOWL 20cm

**NS40180**  
RECT. PLATTER 37 X 20cm



**NS40098**  
CHEESE RECT. PLATE  
26 X 12cm



**NS40111**  
RECT. BOARD 30cm  
**NS40128**  
RECT. BOARD 26cm  
**NS40104**  
RECT. BOARD 20cm



**NS40159**  
SQUARE PLATE 26cm  
**NS40142**  
SQUARE PLATE 20cm



**NS40234**  
OBLONG COUPE  
23cm  
**NS40227**  
OBLONG COUPE  
18cm



STUDIO MATT BLACK ★ ★ ★ ★ ★



**NS54859**  
RICE BOWL 15cm



**NS40050**  
TRUMPET BOWL  
12cm



**NS37753**  
4PC CONDIMENT SET



**NS37760**  
SALT & PEPPER SET



**NB40920**  
CRUSHED CUP  
11.5cm  
**NS37814**  
CRUSHED CUP  
6.5cm



**NS40135**  
RECT. SACHET  
HOLDER 10cm



**NS40067**  
CURVED SOY DISH  
7.5cm



**NS37791**  
CUP 220ml



**NS37807**  
SAUCER 14cm



**NS41057**  
ESPRESSO CUP 80ml



**NS41064**  
ESPRESSO SAUCER  
12cm



**NS37777**  
MILK JUG NO  
HANDLE 100ml



**NS37784**  
SAUCE CUP 80ml

STUDIO BLUE ★★★★★



**NS37616**  
COUPE PLATE 30cm  
**NS37593**  
COUPE PLATE 26.5cm  
**NS37579**  
COUPE PLATE 20cm  
**NS37555**  
COUPE PLATE 18cm



**NS37494**  
TRUMPET BOWL  
12cm



**NS37470**  
RECT. CHEESE PLATE  
26 x 12cm



**NS37517**  
RECT. SACHET HOLDER  
10cm



**NS37630**  
4PC CONDIMENT SET



**NS37654**  
SALT & PEPPER SET



**NS40937**  
CRUSHED CUP  
11.5cm  
**NS37821**  
CRUSHED CUP  
6.5cm



**NS37692**  
CUP 220ml



**NS37708**  
SAUCER 14cm



**NS37678**  
MILK JUG NO HANDLE  
100ml



**NS37739**  
SAUCE CUP 80ml



**NS37531**  
CURVED SOY DISH  
7.5cm



STUDIO CAFE BROWN ★★★★★



**NS43389**  
CAPPUCCINO CUP  
300ml



**NS43396**  
SAUCER 15cm  
(FOR 300ml CUP)



**NS28027**  
TULIP CUP 260ml  
**NS34325**  
TULIP CUP 160ml  
**NS25842**  
TULIP CUP 70ml



**NS28034**  
SAUCER 14cm  
(FOR 260ml CUP)  
**NS37463**  
SAUCER 14cm  
(FOR 160ml CUP)  
**NS25859**  
SAUCER 12cm  
(FOR 70ml CUP)



**NS25989**  
TEAPOT 600ml & LID



**NS25903**  
RAMEKIN 9cm







STUDIO CAFE BLACK ★★★★★



**NS43365**  
CAPPUCCINO CUP  
300ml



**NS43372**  
SAUCER 15cm  
(FOR 300ml CUP)



**NS25781**  
TULIP CUP 260ml  
**NS34332**  
TULIP CUP 160ml  
**NS25798**  
TULIP CUP 70ml



**NS25873**  
SAUCER 14cm  
(FOR 260ml CUP)  
**NS37456**  
SAUCER 14cm  
(FOR 160ml CUP)  
**NS25866**  
SAUCER 12cm  
(FOR 70ml CUP)



**NS25965**  
TEAPOT 600ml & LID



**NS25880**  
RAMEKIN 9cm



STUDIO CAFE RED ★★★★★



**NS43402**  
CAPPUCCINO CUP  
300ml



**NS43419**  
SAUCER 15cm  
(FOR 300ml CUP)



**NS25910**  
TULIP CUP 260ml  
**NS44096**  
TULIP CUP 160ml  
**NS25927**  
TULIP CUP 70ml



**NS25958**  
SAUCER 14cm  
(FOR 260ml CUP)  
**NS44102**  
SAUCER 14cm  
(FOR 160ml CUP)  
**NS25941**  
SAUCER 12cm  
(FOR 70ml CUP)



**NS25996**  
TEAPOT 600ml & LID



**NS25934**  
RAMEKIN 9cm

# HOTELWARE

NOVA  
STUDIO CAFE  
VITRIFIED HOTELWARE

## STUDIO CAFE BLUE ★ ★ ★ ★ ★



**NS25804**  
TULIP CUP 260ml  
**NS25811**  
TULIP CUP 70ml



**NS25835**  
SAUCER 14cm  
(FOR 260ml CUP)  
**NS25828**  
SAUCER 12cm  
(FOR 70ml CUP)



**NS25972**  
TEAPOT 600ml & LID



**NS25897**  
RAMEKIN 9cm

## STUDIO CAFE GREY ★ ★ ★ ★ ★



**NS43341**  
CAPPUCCINO CUP  
300ml



**NS43358**  
SAUCER 15cm  
(FOR 300ml CUP)



**NS43327**  
TULIP CUP 260ml  
**NS43303**  
TULIP CUP 70ml



**NS43334**  
SAUCER 14cm  
(FOR 260ml CUP)  
**NS43310**  
SAUCER 12cm  
(FOR 70ml CUP)

## STUDIO CAFE WHITE ★ ★ ★ ★ ★



**NS44379**  
TULIP CUP 260ml  
**NS43280**  
TULIP CUP 160ml  
**NS44386**  
TULIP CUP 70ml



**NS44393**  
SAUCER 14cm  
(FOR 260ml CUP)  
**NS43297**  
SAUCER 14cm  
(FOR 160ml CUP)  
**NS46038**  
SAUCER 12cm  
(FOR 70ml CUP)



Note: Nova Basic is ideal for canteens

VALUE ITEM!

**NOVA**  
BASIC  
VITRIFIED HOTELWARE

# HOTELWARE



**NB30877**  
DINNER PLATE 27cm  
**NB31720**  
DINNER PLATE 25cm



**NB30860**  
FISH PLATE 23cm  
**NB30853**  
SIDE PLATE 19cm



**NB30884**  
SOUP / PASTA PLATE  
23cm



**NB30846**  
ROUND BOWL 18cm  
**NB30839**  
ROUND BOWL 15cm



**NB40555**  
11OZ WHITE MUG  
320ml



**NB41880**  
WHITE CAFÉ MUG  
WITH ROUND HANDLE  
340ml





# PROMOTIONAL MUGS

## DIRECT PRINTING AND APPLICATION



### DIRECT PRINTING:

Silkscreen printing machines apply the ink directly onto the product. With direct printing, up to 6 different colours are possible. This process is recommended for large quantities, that need a quick turnaround time and prices well for price sensitive budgets.

### BENEFITS OF DECAL PRINTING

- Permanent branding process
- Branding is dishwasher safe
- Scratch and fade resistant
- Branding lasts a lifetime
- Can do multiple colours
- You can brand any shape of ceramic
- High volumes are well priced



### KILN FIRED:

To date kiln firing processes are the best standard for durability and non-fading printing versus other industry printing options. We do not use UV inks due to the limitations on durability.



**CERAMIC DECAL PRINTING** is the most popular process and is to date the best industry standard for durability and non-fading versus other industry products.

## STANDARD 11OZ MUGS

**NOTE: Standard Mugs cannot be used for sublimation**



STANDARD 11OZ  
WHITE MUG  
NB40555  
340ml



STANDARD 11OZ  
SOLID BLACK MUG  
NB52985  
340ml



STANDARD 11OZ  
SOLID COBALT BLUE MUG  
NB50592  
340ml



STANDARD 11OZ  
SOLID RED MUG  
NB50660  
340ml



STANDARD 11OZ  
BLACK OUTSIDE /  
WHITE INSIDE MUG  
NB40562  
340ml



STANDARD 11OZ  
LIGHT BLUE OUTSIDE /  
WHITE INSIDE MUG  
NB50493  
340ml



STANDARD 11OZ  
LIME OUTSIDE /  
WHITE INSIDE MUG  
NB50509  
340ml



STANDARD 11OZ  
ORANGE OUTSIDE /  
WHITE INSIDE MUG  
NB50486  
340ml

ENQUIRE ABOUT MORE  
RANGES AVAILABLE

# PROMOTIONAL MUGS

## STANDARD 11OZ MUGS



STANDARD 11OZ  
RED OUTSIDE /  
WHITE INSIDE MUG  
NB40579  
340ml



STANDARD 11OZ  
CHALK WITH WHITE RIM MUG  
HG34196  
340ml



STANDARD 11OZ  
WHITE OUTSIDE /  
BLACK INSIDE MUG  
NB50653  
340ml

## STANDARD BULLET MUGS



BULLET WHITE MUG  
NB34189  
340ml



BULLET SOLID BLACK MUG  
NB50516  
340ml



BULLET BLACK OUTSIDE /  
WHITE INSIDE MUG  
NB50547  
340ml



BULLET LIGHT BLUE OUTSIDE /  
WHITE INSIDE MUG  
NB50554  
340ml



BULLET LIME OUTSIDE /  
WHITE INSIDE MUG  
NB50561  
340ml



BULLET ORANGE OUTSIDE /  
WHITE INSIDE MUG  
NB50530  
340ml



BULLET RED OUTSIDE /  
WHITE INSIDE MUG  
NB50523  
340ml



CAFÉ WHITE  
WITH ROUND HANDLE MUG  
NB41880  
340ml

## STANDARD CONE MUGS



STANDARD CONE / LATTE  
MUG - WHITE  
NB40586  
340ml



STANDARD CONE / LATTE  
MUG - BLACK  
NB53258  
340ml



STANDARD CONE / LATTE MUG  
RED OUTSIDE / WHITE INSIDE  
NB50608  
340ml

# PROMOTIONAL MUGS

ENQUIRE ABOUT MORE RANGES AVAILABLE

## OTHER SHAPED STANDARD MUGS



STANDARD SLIMLINE  
WHITE MUG  
NB40593  
340ml



ENAMEL WITH BLACK RIM  
MUG  
NB51520  
360ml



SINGLE WALL WHITE  
TRAVEL MUG - NO LID  
NB50479  
380ml



TRAVEL MUG LID  
BLACK  
NB51506

## WHERE TO BRAND?



LEFT HAND FACING



ON THE HANDLE



RIGHT HAND FACING



ACROSS FROM THE HANDLE



INSIDE THE LIP



INSIDE PANEL



INSIDE BOTTOM



OUT SIDE BOTTOM



UNDERNEATH THE HANDLE



FULL WRAP AROUND

ENQUIRE ABOUT MORE RANGES AVAILABLE

# PROMOTIONAL MUGS

## CERAMIC SUBLIMATION MUG PRINTING



### SUBLIMATION MUG PRINTING:

Sublimation is a very simple but highly cost effective process to professionally apply an image onto the surface of ceramics mugs. This process creates high definition logos with multi colours and half tones - with photo quality results.

### BENIFITS OF DECAL PRINTING

- Great for small quantities
- Quick turnaround times
- Photo quality printing
- Standard costing
- Low setup up fees
- Cost effective



## SUBLIMATION 11OZ MUGS



SUBLIMATION 11OZ  
WHITE MUG  
NB34264  
340ml



SUBLIMATION 11OZ BLACK  
COLOUR CHANGE MUG  
NB50585  
340ml



SUBLIMATION 11OZ MUG  
WHITE OUTSIDE / BLACK  
INSIDE & HANDLE  
NB54392  
340ml



SUBLIMATION 11OZ MUG  
WHITE OUTSIDE / BLUE  
INSIDE & HANDLE  
NB54385  
340ml



SUBLIMATION 11OZ MUG  
WHITE OUTSIDE / GREEN  
INSIDE & HANDLE  
NB54422  
340ml



SUBLIMATION 11OZ MUG  
WHITE OUTSIDE / ORANGE  
INSIDE & HANDLE  
NB54408  
340ml



SUBLIMATION 11OZ MUG  
WHITE OUTSIDE / PINK  
INSIDE & HANDLE  
NB54446  
340ml



SUBLIMATION 11OZ MUG  
WHITE OUTSIDE / RED  
INSIDE & HANDLE  
NB54415  
340ml



SUBLIMATION 11OZ MUG  
WHITE OUTSIDE / YELLOW  
INSIDE & HANDLE  
NB54439  
340ml



# PROMOTIONAL MUGS

ENQUIRE ABOUT MORE RANGES AVAILABLE

## OTHER SHAPED SUBLIMATION MUGS

## OTHER



SUBLIMATION SLIMLINE MUG  
NB54477  
320ml



SUBLIMATION STACKING MUG  
NB54460  
440ml



SUBLIMATION JUMBO CONE WHITE MUG  
NB40609  
500ml



SUBLIMATION S/STEEL FLASK  
NB54484  
500ml

## EXAMPLES OF SUBLIMATION



## STANDARD MUG BOXES

## CUSTOMIZED MUG BOX EXAMPLES



BLACK BOX  
BOX-B  
147 x 100 x 125mm



WHITE BOX  
BOX-W  
147 x 100 x 125mm





## INTENSITY ★★★★★



OVAL PLATTER  
G4975  
26x35cm



RECTANGULAR PLATTER  
L8469  
24x34cm



G4395: SERVICE PLATE 31cm  
G4398: DINNER PLATE 27cm  
G4392: DINNER PLATE 25cm  
G4391: SIDE PLATE 20cm



RISOTTO PLATE  
G9822  
29cm



G4399: PASTA PLATE 28cm  
G4396: SOUP PLATE 22cm



COUPE PLATE  
L6769  
26cm



ALL PURPOSE BOWL  
H4481  
16cm



VALUE  
ITEM!

PIZZA PLATE  
H3079  
32cm





**ZENIX**  
FINE QUALITY  
HIGH RESISTANCE

# HOTELWARE

TENDENCY ★★★★★



G2277: PLATE 27cm  
G4372: PLATE 17cm



PASTA PLATE  
G9196  
28cm



SOUP PLATE  
G4765  
23cm



TEMPERED DISH  
G4377  
16cm



SAUCER  
H3515  
16cm



CUP 220ml  
H3514



# HOTELWARE

★★★★★

EVOLUTIONS WHITE

**HIGH  
RESISTANCE  
OPAL GLASS**

**PERFECTLY  
STACKABLE**



DINNER PLATE  
E6961  
27cm



SALAD BOWL  
N9363  
21cm



PIZZA PLATE  
N9406  
32cm

FJORDS **EXTRA  
STRONG  
PORCELAIN**

**PERFECTLY  
STACKABLE**



N5973: DINNER PLATE 31cm  
N5971: DINNER PLATE 25cm  
N5970: DINNER PLATE 21cm



SIDE PLATE  
N5969  
18cm



N5967: DEEP BOWL 18cm  
N5968: SOUP PLATE 12cm



MUG  
H8666  
300ml



SAUCER  
H8719  
170 x 275mm







BE NICE



BE NICE BOWL  
N5935  
20cm



BE NICE BOWL  
N5936  
12cm

GOURMANS EXPRESS



OSAKA RECTANGULAR PLATE  
N5988  
28x23cm



HANOI BOWL  
N5985  
20cm



FLANDERS BOWL 300ml  
N5986  
H:99 W:90

MEKKANO



SQUARE PLATE CREAM  
N5974  
31cm



SQUARE PLATE CREAM  
L9557  
24cm



RECTANGULAR PLATE CREAM  
L9558  
31x16cm

# HOTELWARE

HIGH  
RESISTANCE  
OPAL GLASS



★★★★★

SWEET LINE **Luminarc**



SERVICE PLATE  
E8007  
34cm



DINNER PLATE  
J0587  
28cm



DINNER PLATE  
J0561  
21cm



MULTI PURPOSE BOWL  
J0340  
16cm





**HIGH  
RESISTANCE  
OPAL GLASS**

# HOTELWARE



## TRIANON Luminarc



68977: DINNER PLATE 27cm  
D6890: FISH PLAT 24cm  
D6887: SIDE PLATE 19cm



SOUP PLATE  
D6889  
22cm



OVAL SNACK DISH  
D6885  
22x14cm



MULTI PURPOSE BOWL  
D6883  
16cm



DESSERT BOWL  
H4917  
12cm



MUG 290ml  
D6880  
9x8.2cm



D6921: CUP 220ml  
D6925: SAUCER 14.5cm

## FESTON Luminarc



DINNER PLATE  
11365  
27cm



22222: DINNER PLATE 25cm  
11367: FISH PLATE 23cm



SIDE PLATE  
11369  
19cm



SOUP PLATE  
11368  
21cm



OVAL SNACK DISH  
D6885  
22cm



MULTI PURPOSE BOWL  
11364  
18cm



SWEET BOWL  
H3663  
12cm



COFFEE MUG  
D6880  
290ml

# HOTELWARE

★★★★★

APPETIZER

**Luminarc**

**EXTRA  
STRONG  
PORCELAIN**

**GOURMET  
Concept**



SPIRIT BOWL  
AR0742  
10cm



SPIRIT BOWL  
AR0739  
14cm



LUDICO DISH  
AR0744  
9.5cm



LUDICO SMALL BOWL  
AR0741  
9.6cm



RECTANGULAR PLATE  
AR0736  
14.5x7cm



SQUARE SMALL PLATE  
AR0737  
9.4cm



SPIRAL DISH  
AR0743  
8.5cm



SOUFFLE DISH SMALL  
AR0734  
6.8cm



SMALL BOWL  
AR0740  
10cm



RIM SQUARE BOWL  
AR0747  
10cm



SPOON  
AR0738  
10.6x2.8cm

## CLEAR GLASS OVEN DISH **Luminarc**



P5611: OVEN DISH RECTANGLE - 35x24cm  
P5610: OVEN DISH RECTANGLE - 30x20cm



N1537: OVEN DISH OVAL - 35x27cm  
N1538: OVEN DISH OVAL - 30x20cm







autumn



Melon  
Code - 191



Olive  
Code - 192



Corn Blue  
Code - 193



Honey  
Code - 194



Milk  
Code - 195



Almond  
Code - 196



Spice  
Code - 197



Coupe Plates

29FUS334 27cm  
29FUS332 23cm  
29FUS331 19cm



Coupe Bowl

29FUS342 24.5cm



Wonky Bowl

36STO495 29cm



Salad Bowl

50RUS118 18cm  
50RUS114 14cm



Rice Bowl

20RUS131 12.5cm



Deep Bowl

36STO490 22x5cm



Rectangular Platter

33RECT204 36.5x16cm  
33RECT202 28.5x16.5cm



Cappuccino Cup

51RUS030 0.30L  
51RUS038 0.23L  
51RUS034 0.075L



Euro Mug

22RUS051 0.34L



D/W Saucer

51RUS010 16cm  
51RUS007 15cm  
51RUS033 12cm



Sauce Cup

50RUS047 0.23L  
50RUS046 0.075L



Euro Dip

50RUS050 0.20L



Sauce Dip

50RUS080 6cm







rustics



Red  
Code -07



Grey  
Code -08



Sky  
Code -09



Mustard  
Code -10



Coupe Plate

29FUS335 29cm  
29FUS334 27cm  
29FUS331 19cm



Coupe Bowl

29FUS343 30cm  
29FUS342 25cm



Pebble Pasta Bowl

30PEB232 27.5x24.5cm



Salsa Bowl

29FUS174 22cm  
29FUS173 18cm  
29FUS172 14cm  
29FUS171 10cm



Rice Bowl

20RUS131 12.5cm



Sauce Cup

50RUS047 0.23L  
50RUS046 0.075L



Rectangular Platter

33RECT204 36.5X16cm



Rectangular Platter

33RECT203 33.5X20cm  
33RECT202 28.5X16.5cm



Teapot & Lid

51RUS059 0.50L



Cappuccino Cup

51RUS030 0.30L  
51RUS038 0.23L



Aroma Mug

24RUS051 0.34L  
24RUS054 0.28L



Saucer

51RUS010 16cm  
51RUS007 15cm



Euro Dip Bowl

50RUS050 0.20L







rustics



White  
Code -01



Light Green  
Code -02



Blue  
Code -03



Terracotta  
Code -04



Dark Green  
Code -05



Coupe Plate

29FUS335 29cm  
29FUS334 27cm  
29FUS338 25cm



Coupe Plate

29FUS332 23cm  
29FUS331 19cm  
29FUS330 17cm



Pebble Plate

30PEB231 31x28cm  
30PEB233 25.5x21.5cm  
30PEB234 20x18cm



Pebble Pasta Bowl

30PEB232 27.5x24.5cm



Coupe Bowl

29FUS343 29cm  
29FUS342 24.5cm



Salsa Bowl

29FUS174 22cm  
29FUS173 18cm  
29FUS172 14cm  
29FUS171 10cm



Soy Bowl

29FUS184 22cm  
29FUS183 18cm  
29FUS182 14cm  
29FUS181 10cm



Square Plate

**NEW** 20RUS139 28.5cm  
20RUS151 23cm  
20RUS870 18cm

**NEW**



Square Bowl

20RUS160 18cm  
20RUS161 21cm  
20RUS162 24cm

**NEW**



Nouveau Bowl

75NOU106 26cm





### rustics



White  
Code -01



Light Green  
Code -02



Blue  
Code -03



Terracotta  
Code -04



Dark Green  
Code -05



Rectangular Platter

33RECT204 36.5x16cm  
33RECT203 33.5x20cm  
33RECT202 28.5x16.5cm



Curve Platter

**NEW** 32CURV193 35.5x19.5cm  
32CURV192 36.5x15.5cm  
32CURV191 36x9.5cm

**NEW**



Square Plate

33SQU205 26.5x26.5cm



Teardrop Platter

29FUS337 32.5x23.5cm

**NEW**



Pebble Platter

30PEB237 37cm

**NEW**



Rectangular Platter

50RUS078 35cm  
50RUS079 30cm





# Continental

MADE IN SOUTH AFRICA

## HOTELWARE



White  
Code -01



Light Green  
Code -02



Blue  
Code -03



Terracotta  
Code -04



Dark Green  
Code -05



Cappuccino Cup

**NEW** 51RUS040 0.45L  
51RUS030 0.30L  
51RUS038 0.23L  
**NEW** 51RUS034 0.075L



Stacking Cup

51RUS035 0.20L  
51RUS036 0.12L



Aroma Mug

**NEW** 24RUS051 0.34L  
24RUS054 0.28L



Stacking Mug

50RUS043 0.28L



Euro Mug

22RUS051 0.34L  
22RUS054 0.28L



Teapot & Lid

51RUS059 0.50L



Jug

**NEW** 51RUS067 0.25L  
51RUS068 0.10L

**NEW**



Sachet Holder

50RUS085A 10cm



Salt & Pepper

51RUS086 8cm  
51RUS087 8cm



Saucer

51RUS010 16cm  
51RUS007 15cm  
51RUS033 12cm



Rice Bowl

**NEW** 20RUS132 15.5cm  
20RUS131 12.5cm



Sauce Cup

50RUS047 0.23L  
50RUS046 0.075L



Deep Bowl

20RUS200 10.5cm

**NEW**



Flat Bowl

20RUS201 10.5cm

**NEW**



Sauce Dip

50RUS080 6cm

**NEW**



Euro Dip Bowl

50RUS050 0.20L  
50RUS053 0.09L



Flower Chip Pot

20RUS415 9x9.5cm  
29RUS416 7x7cm  
20RUS417 6x5.5cm



Lasagne Dish

50RUS286 0.60L  
50RUS284 0.40L



Oval-Earred Dish

50RUS120 20cm

**NEW**



Budvase

50RUS852 12cm







**matt black**

Code -71



Coupe Plate

29FUS335-71 29cm  
29FUS334-71 27cm  
29FUS331-71 19cm



Coupe Bowl

29FUS343-71 29cm  
29FUS342-71 24.5cm



Rectangular Platter

33RECT204-71 36.5x16cm  
33RECT202-71 28.5x16.5cm



Curve Platter

32CURV192-71 36.5x15.5cm



Salsa Bowl

29FUS171-71 10cm  
29FUS173-71 18cm



Teapot

51RUS059-71 0.5L



Cappuccino Cup

51RUS030-71 0.30L  
Espresso Cup  
51RUS034-71 0.075L



Aroma Mug

24RUS054-71 0.28L



Saucer

51RUS010-71 16cm  
51RUS007-71 15cm  
51RUS033-71 12cm



Soy Bowl

29FUS181-71 10cm  
29FUS183-71 18cm

**lace white**

Code -161



Coupe Plate

29FUS335-161 29cm  
29FUS334-161 27cm  
29FUS331-161 19cm



Coupe Bowl

29FUS343-161 29cm  
29FUS342-161 24.5cm



Rectangular Platter

33RECT204-161 36.5x16cm



Rectangular Platter

33RECT202-161 28.5x16.5cm



Salsa Bowl

29FUS174-161 22cm  
29FUS173-161 18cm



Salsa Bowl

29FUS172-161 14cm  
29FUS171-161 10cm



Aroma Mug

24RUS054-161 0.28L



Euro Cup

51RUS039-161 0.20L



D/W Saucer

51RUS007-161 15cm









## stoneage graphite

Code -121



Plates

36STO470-121 32cm  
36STO471-121 28cm  
36STO472-121 21.5cm



Pasta Bowl

36STO491-121 28X4cm



Deep Bowl

36STO490-121 22x5cm



Tall Bowl

36STO492-121 16x9cm



Flared Bowl

36STO493-121 18x7cm  
36STO494-121 15x6cm



Ramekin

36STO496-121 8x3.5cm



Rectangular Platter

36STO480-121 37x21cm  
36STO481-121 28.5x16.5cm

## stoneage steel blue

Code -123



Plates

36STO470-123 32cm  
36STO471-123 28cm  
36STO472-123 21.5cm



Pasta Bowl

36STO491-123 28X4cm



Deep Bowl

36STO490-123 22x5cm



Tall Bowl

36STO492-123 16x9cm



Flared Bowl

36STO493-123 18x7cm  
36STO494-123 15x6cm



Rectangular Platter

36STO480-123 37x21cm  
36STO481-123 28x16cm







### stoneage rust brown

Code -126



Plates

36STO470 -126 32cm  
36STO471-126 28cm  
36STO472-126 21.5cm



Pasta Bowl

36STO491 -126 28x4cm



Deep Bowl

36STO490-126 22x5cm



Tall Bowl

36STO492-126 16x9cm



Flared Bowl

36STO493-126 18x7cm  
36STO494-126 15x6cm



Rectangular Platter

36STO480-126 35x21cm  
36STO481-126 28x16cm

### stoneage rust blue

Code -127



Plates

36STO470 -127 32cm  
36STO471-127 28cm  
36STO472-127 21.5cm



Pasta Bowl

36STO491 -127 28x4cm



Deep Bowl

36STO490-127 22x5cm



Tall Bowl

36STO492-127 16x9cm



Flared Bowl

36STO493-127 18x7cm  
36STO494-127 15x6cm



Rectangular Platter

36STO480-127 35x21cm  
36STO481-127 28x16cm







*Continental*  
MADE IN SOUTH AFRICA

HOTELWARE

## chefs collection



Chefs Flat Plate  
35CHF401 26cm



Chefs Flat Plate  
35CHF402 19x2cm



Chefs Flat Plate  
35CHF403 14x2cm



Chefs Flat Plate  
35CHF404 10x2cm



Chefs Bowl  
35CHF391 19x7cm  
Lid  
35CHF402 19x2cm



Chefs Bowl  
35CHF392 19x4cm  
Lid  
35CHF402 19x2cm



Chefs Bowl  
35CHF393 14x5cm  
Lid  
35CHF403 14x2cm



Chefs Bowl  
35CHF394 10x3cm  
Lid  
35CHF404 10x2cm











**Continental**  
MADE IN SOUTH AFRICA

**HOTELWARE**

**blanco**



Dinner Plates

50CCPWD101 27cm  
50CCPWD001 25cm  
50CCPWD002 23cm



Side Plates

50CCPWD009 20cm  
50CCPWD004 17cm



Dessert Bowl / Fruit Bowl

50CCPWD006 16cm  
50CCPWD213 13cm



Oatmeal Bowl

50CCPWD115 15.5cm



Soup Coupe

50CCPWD305 18.5cm



Salad Bowls

50CCPWD126 26cm  
50CCPWD118 18cm  
50CCPWD114 14cm



Soup Plate

50CCPWD005 22cm



Stacking Soup

50CCPWD128 0.28L



Soup Cup

50CCPWD244 0.28L



Soup Bowl & Lid

50CCPWD111 0.45L  
50CCPWD112 Lid



Pizza Plates

50CCPWD195 31.5cm  
50CCPWD194 26.5cm



Blanco Oval Platter

50CCPWD073 38cm  
50CCPWD076 30cm  
50CCPWD075 28cm



Rectangular Platter

50CCPWD078 35cm  
50CCPWD079 30cm



Salt 51CCPWD086 8cm  
Pepper 51CCPWD087 8cm



Stacking Cup

51CCPWD035 0.20L  
51CCPWD031 0.18L



Saucer

51CCPWD007 15cm



Mocha Cup

51CCPWD036 0.12L



Saucer

51CCPWD033 12cm



Stacking Mug

50CCPWD043 0.28L



Blanco Mug

05CCPWD050 0.35L  
05CCPWD043 0.28L



Teapot & Lid

51CCPWD055 1.20L  
51CCPWD057 0.70L  
51CCPWD059 0.50L



Coffee Pot

51CCPWD061 1.00L  
51CCPWD063 0.50L



Jug

51CCPWD065 1.00L  
51CCPWD066 0.50L  
51CCPWD067 0.25L



Jug

51CCPWD068 0.10L  
51CCPWD069 0.05L



Sugar Bowl & Lid

51CCPWD322 0.20L  
51CCPWD323 0.10L





polaris



Service Plate

55CCPWD196 31cm



Dinner Plate

55CCPWD102 29cm



Dinner Plate

55CCPWD101 27cm



Dinner Plate

55CCPWD001 25cm



Fish Plate

55CCPWD302 23cm



Side Plate

55CCPWD009 20cm



Side Plate

55CCPWD004 17cm



Oval Platters

55CCPWD078 35cm  
55CCPWD077 33cm



Finger Soup/Bowl

55CCPWD018 0.30L



Cream Soup Cup

55CCPWD244 0.30L



Pasta Plate

55CCPWD103 28cm  
55CCPWD104 26cm



Soup Plate

55CCPWD005 22cm



Soup/Cereal Bowl

55CCPWD013 18cm



Cappuccino Cup

51CCPWD040 0.45L  
51CCPWD030 0.30L  
51CCPWD038 0.23L



Tea Cup

51CCPWD032 0.23L



Espresso Cup

51CCPWD034 0.075L



Euro Cup

51CCPWD028 0.30L  
51CCPWD039 0.20L  
51CCPWD041 0.08L



Euro Mug

**NEW** 22CCFL2052 0.45L  
22CCFLA051 0.34L  
22CCFLA054 0.28L  
22CCFL3053 0.26L



Saucer

51CCPWD010 16cm  
51CCPWD007 15cm  
51CCPWD033 12cm

**NEW**



Classique Teapot & Lid

31CCCLQ057 0.60L



Classique Milk Jug

31CCCLQ068 0.15L

**NEW**



Classique Unhandled  
Jug

31CCCLQ067 0.10L



Classique Sugar Bowl &  
Lid

31CCCLQ322 0.20L



Sachet Holder

50CCPWD085A 10cm







**Continental**  
MADE IN SOUTH AFRICA

**HOTELWARE**

**fusion coupe**



Coupe Plate

29CCFUS335 29cm



Coupe Plate

29CCFUS334 27cm  
**NEW** 29CCFUS338 25cm  
29CCFUS332 23cm



Coupe Plate

29CCFUS331 19cm  
**NEW** 29CCFUS330 17cm



Coupe Bowl

29CCFUS343 30cm  
29CCFUS342 24.5cm  
29CCFUS341 20cm



Salsa Bowl

29CCFUS174 22cm  
29CCFUS173 18cm  
29CCFUS172 14cm  
29CCFUS171 10cm



Soy Bowl

29CCFUS184 22cm  
29CCFUS183 18cm  
29CCFUS182 14cm  
29CCFUS181 10cm



Teardrop Platter

29CCFUS336 36.5cm



**NEW**

Teardrop Platter

29CCFUS337 32cm

**NEW**



Aroma Mug

24CCCAF040 0.45L

**NEW**



Aroma Mug

24CCCAF051 0.34L

**NEW**



Aroma Mug

24CCCAF054 0.28L



S/W Saucer

24CCCAF010 16cm

**evolution square**



Square Plate

20CCEVW139 29cm  
20CCEVW151 23cm  
20CCEVW870 18cm



Square Bowls

20CCEVW162 24cm  
20CCEVW161 21cm  
20CCEVW160 18cm



Rice Bowl

20CCEVW132 15.5cm  
20CCEVW133 13.5cm  
20CCEVW131 12.5cm



Deep Bowl

20CCEVW200 10.5cm



Flat Bowl

20CCEVW201 10.5cm



Cafe Society Beverage Pot & Lid

24CCCAF057 0.60L



Cafe Society Barrel Jug

24CCCAF067 0.20L



Cafe Society Cup

24CCCAF027 0.27L



Cafe Society Saucer

24CCCAF010 16cm



Cafe Society Mug

24CCCAF044 0.30L









## pebble white



Service Plate

30PEB231 31x28cm



Dinner Plate

30PEB233 25.5x21.5cm



Side Plate

30PEB234 20x18cm



Side Plate

30PEB235 15x12cm



Pasta Plate

30PEB232 27.5x24.5cm

NEW



Pasta Plate

30PEB236 25X21cm

NEW



Deep Bowl

30PEB240 18x14cm

## bistro platters



Rect Platter

33RECT203 33.5x20cm  
33RECT202 28.5x16.5cm  
33RECT201 26.5x16cm



Rect Platter

33RECT204 36.5x16cm



Rect Platter

33RECT206 26x14cm



Curve Platter

32CURV193 36.5x19.5cm  
32CURV194 28.5x16cm



Curve Platter

32CURV192 36.5x15.5cm



Curve Platter

32CURV191 36x9.5cm

Salvinelli

# CUTLERY



EXALT 18/10 ★★★★★

18-10 STAINLESS-STEEL CUTLERY SET. MADE IN ITALY. MIRROR FINISH. THICKNESS 5mm.



TABLE KNIFE 230mm : EXTK1810  
DESSERT KNIFE 210mm : EXDK1810

TABLE FORK 200mm : EXTF1810  
DESSERT FORK 186mm : EXDF1810

DESSERT SPOON 200mm : EXDS1810  
SOUP SPOON 186mm : EXSS1810  
TEA SPOON 145mm : EXTS1810

# CUTLERY

Salvinelli  
italian cutlery since 1873



## EXALT ICE ★ ★ ★ ★ ★

18-10 STAINLESS-STEEL CUTLERY SET. MADE IN ITALY. MIRROR & ICE FINISH. THICKNESS 5mm.



TABLE KNIFE 230mm : EITK1810  
DESSERT KNIFE 210mm : EIDK1810

TABLE FORK 200mm : EITF1810  
DESSERT FORK 186mm : EIDF1810

DESSERT SPOON 200mm : EIDS1810  
SOUP SPOON 186mm : EISS1810  
TEA SPOON 145mm : EITS1810



Sabwinelli

CUTLERY



FOREVER ★ ★ ★ ★ ★

18-10 STAINLESS-STEEL CUTLERY SET. MADE IN ITALY. MIRROR FINISH. THICKNESS 4mm.



TABLE KNIFE : FOTK1810  
DESSERT KNIFE : FODK1810



TABLE FORK : FOTF1810  
DESSERT FORK : FODF1810  
CAKE FORK : FOCF1810




DESSERT SPOON : FODS1810  
SOUP SPOON : FOSS1810  
TEA SPOON : FOTS1810  
COFFEE SPOON : FOCs1810

# CUTLERY

NOVA  
LUX



NOVA LUX 18/10 ★★★★★



STEAK KNIFE : NLSK1810  
TABLE KNIFE : NLTK1810  
DESSERT KNIFE : NLDK1810  
FISH KNIFE : NLFK1810

TABLE FORK : NLTF1810  
DESSERT FORK : NLDF1810  
FISH FORK : NLFF1810  
CAKE FORK : NLCF1810

DESSERT SPOON : NLDS1810  
SOUP SPOON : NLSS1810  
SODA SPOON : NLSO1810  
TEA SPOON : NLTS1810  
COFFEE SPOON : NLCS1810



TABLE SPOON : NLTA1810  
SERVING SPOON : NLSP1810  
CAKE SERVER : NLCA1810  
SOUP LADLE : NLSL1810



NOVA TIMELESS 18/0 ★★★★★

- also available in NOVA TIMELESS 18/10 ★★★★★



|               | 18/0   | 18/10    |
|---------------|--------|----------|
| STEAK KNIFE   | : NTSK | NTSK1810 |
| TABLE KNIFE   | : NTKK | NTKK1810 |
| DESSERT KNIFE | : NTDK | NTDK1810 |
| FISH KNIFE    | : NTFK | NTFK1810 |

|              | 18/0   | 18/10    |
|--------------|--------|----------|
| TABLE FORK   | : NTF  | NTF1810  |
| DESSERT FORK | : NTDF | NTDF1810 |
| FISH FORK    | : NTF  | NTF1810  |
| CAKE FORK    | : NTCF | NTCF1810 |

|               | 18/0   | 18/10    |
|---------------|--------|----------|
| DESSERT SPOON | : NTDS | NTDS1810 |
| SOUP SPOON    | : NTSS | NTSS1810 |
| SODA SPOON    | : NTSO | NTSO1810 |
| TEA SPOON     | : NTTS | NTTS1810 |
| COFFEE SPOON  | : NTCS | NTCS1810 |





NOVA ESSENCE 18/0 ★★★★★

- also available in NOVA ESSENCE 18/10 ★★★★★★



|                      |             |              |                     |             |              |                      |             |              |
|----------------------|-------------|--------------|---------------------|-------------|--------------|----------------------|-------------|--------------|
|                      | <b>18/0</b> | <b>18/10</b> |                     | <b>18/0</b> | <b>18/10</b> |                      | <b>18/0</b> | <b>18/10</b> |
| STEAK KNIFE : NESK   | NESK1810    | NESK1810     | TABLE FORK : NETF   | NETF1810    | NETF1810     | DESSERT SPOON : NEDS | NEDS1810    | NEDS1810     |
| TABLE KNIFE : NETK   | NETK1810    | NETK1810     | DESSERT FORK : NEDF | NEDF1810    | NEDF1810     | SOUP SPOON : NESS    | NESS1810    | NESS1810     |
| DESSERT KNIFE : NEDK | NEDK1810    | NEDK1810     | FISH FORK : NEFF    | NEFF1810    | NEFF1810     | SODA SPOON : NESO    | NESO1810    | NESO1810     |
| FISH KNIFE : NEFK    |             |              | CAKE FORK : NECF    | NECF1810    | NECF1810     | TEA SPOON : NETS     | NETS1810    | NETS1810     |
|                      |             |              |                     |             |              | COFFEE SPOON : NECS  | NECS1810    | NECS1810     |



NOVA VISION 18/0 ★★★★★

- also available in NOVA VISION 18/10 (on selected items) ★★★★★



|                 |             |              |
|-----------------|-------------|--------------|
|                 | <b>18/0</b> | <b>18/10</b> |
| STEAK KNIFE :   | NVSK        |              |
| TABLE KNIFE :   | NVTK        |              |
| DESSERT KNIFE : | NVDK        |              |
| FISH KNIFE :    | NVFK        | NVFK1810     |

|                |             |              |
|----------------|-------------|--------------|
|                | <b>18/0</b> | <b>18/10</b> |
| TABLE FORK :   | NVTF        | NVTF1810     |
| DESSERT FORK : | NVDF        | NVDF1810     |
| FISH FORK :    | NVFF        |              |
| CAKE FORK :    | NVCF        |              |
| SNAIL FORK :   | NVSF        |              |

|                 |             |              |
|-----------------|-------------|--------------|
|                 | <b>18/0</b> | <b>18/10</b> |
| DESSERT SPOON : | NVDS        | NVDS1810     |
| SOUP SPOON :    | NVSS        | NVSS1810     |
| SODA SPOON :    | NVSO        |              |
| TEA SPOON :     | NVTS        | NVTS1810     |
| COFFEE SPOON :  | NVCS        |              |

# CUTLERY

NOVA  
ELOFF



## NOVA ELOFF ★★☆☆☆



TABLE KNIFE : NEFTK  
DESSERT KNIFE : NEFDK

TABLE FORK : NEFTF  
DESSERT FORK : NEFDK  
CAKE FORK : NEFCF  
SNAIL FORK : NEFSF

DESSERT SPOON : NEFDS  
SOUP SPOON : NEFSS  
SODA SPOON : NEFSO  
TEA SPOON : NEFTS  
COFFEE/MOCHA SPOON : NEFCS

## ELOFF ★★☆☆☆



FISH KNIFE : 84900  
FISH FORK : 84910  
BUTTER KNIFE : 84997  
SNAIL FORK : 84980

CURRY SPOON : 2CSP  
RICE SPOON : 2RSP

SALAD SERVING SPOON : 2SASP  
SALAD SERVING FORK : 2SFC  
CAKE LIFTER : 84941

SUGAR SPOON : 84933  
JAM SPOON : 84998  
HONEY SPOON : 84935



# CUTLERY

NOVA  
VISION

NOVA  
TIMELESS

NOVA  
ESSENCE



## RETAIL YOUR CUTLERY

CUTLERY WOODEN BOX  
L:460 X W:295 X D:111

cases 66piece cutlery set  
(x6 of each item)  
can use any cutlery range

### NOVA 24 PIECE CUTLERY SETS (TABLE KNIFE X6; TABLE FORK X6; DESSERT SPOON X6; TEA SPOON X6)



**TIMELESS ESSENTIAL**  
NTCB24



**VISION ESSENTIAL**  
NVCB24




**ESSENCE ESSENTIAL**  
NECB24


### NOVA 24 PIECE CUTLERY SETS (STEAK KNIFE X6; SOUP SPOON X6; SODA SPOON X6; CAKE FORK X6)



**TIMELESS EXTENDED**  
NT34363



**VISION EXTENDED**  
NV34356



**ESSENCE EXTENDED**  
NE34370

# CUTLERY



LAZZO 18/10 (4mm) ★★★★★



STEAK KNIFE 242mm : T0426  
 TABLE KNIFE 242mm : T4704  
 DESSERT KNIFE 213mm : T4708  
 FISH KNIFE 203mm : T4713  
 BUTTER KNIFE 165mm : T4727

TABLE FORK 210mm : T4701  
 DESSERT FORK 185mm : T4705  
 FISH FORK 185mm : T4712  
 ESCARGOT FORK 153mm : T0419  
 CAKE FORK 153mm : T0420



TABLE SPOON 210mm : T4702  
 DESSERT SPOON 185mm : T4706  
 SOUP SPOON 176mm : T4709

ICE TEA SPOON 140mm : T0418  
 TEA SPOON 140mm : T4710  
 COFFEE SPOON 115mm : T4711



SERVING FORK 260mm : T0416  
 SERVING SPOON 260mm : T0417  
 SAUCE SPOON 185mm : T0422  
 CAKE/TART LIFTER 258mm : T4723

SOUP LADLE 278mm : T0425  
 SAUCE LADLE 178mm : T0424



# CUTLERY

## BLACK OAK 18/10 (4mm) ★ ★ ★ ★ ★

A sophisticated and modern style for a unique collection. The refined bowl of the spoon and curves of the wood finish handle add a natural touch to the Black Oak flatware.



- STEAK KNIFE 240mm : T9226
- TABLE KNIFE 230mm : T9204
- DESSERT KNIFE 215mm : T9208
- TABLE FORK 209mm : T9201
- DESSERT FORK 183mm : T9205

- TABLE SPOON 209mm : T9202
- DESSERT SPOON 182mm : T9206
- SOUP SPOON 180mm : T9209
- TEA SPOON 140mm : T9210
- COFFEE SPOON 113mm : T9211

## LAZZO PATINA 18/10 (4mm) ★ ★ ★ ★ ★

A timeless design revamped with a vintage style. With its patina finish, the Lazzo Patina Collection is ideal for authentic and elegant ambiances.



- TABLE KNIFE 242mm : T9304
- DESSERT KNIFE 213mm : T9308
- TABLE FORK 210mm : T9301
- DESSERT FORK 185mm : T9305

- TABLE SPOON 210mm : T9302
- DESSERT SPOON 185mm : T9306
- TEA SPOON 140mm : T9310
- COFFEE SPOON 115mm : T9311



# CUTLERY



BEAD 18/0 ★★★★★

- also available in BEAD 18/10 (on selected items) ★★★★★



|                       |             |              |
|-----------------------|-------------|--------------|
|                       | <b>18/0</b> | <b>18/10</b> |
| STEAK KNIFE :         |             | BSK1810      |
| TABLE KNIFE : BEATK   |             | BTK1810      |
| DESSERT KNIFE : BEADK |             | BDK1810      |
| FISH KNIFE : BEAFK    |             |              |

|                      |             |              |
|----------------------|-------------|--------------|
|                      | <b>18/0</b> | <b>18/10</b> |
| TABLE FORK :         | BEATF       | BTF1810      |
| DESSERT FORK : BEADF |             | BDF1810      |
| FISH FORK : BEAFF    |             |              |
| CAKE FORK : BEACF    |             | BCF1810      |

|                      |             |              |
|----------------------|-------------|--------------|
|                      | <b>18/0</b> | <b>18/10</b> |
| DESSERT SPOON :      | BEADS       | BDS1810      |
| SOUP SPOON : BEASS   |             | BSS1810      |
| SODA SPOON : BEASO   |             |              |
| TEA SPOON : BEATS    |             | BTS1810      |
| COFFEE SPOON : BEACS |             | BCS1810      |
| SUGAR SPOON : BEAASS |             |              |

# CUTLERY



GRECIAN 18/10 ★★★★★



STEAK KNIFE : GCSK  
 TABLE KNIFE : GCTK  
 DESSERT KNIFE : GCDK  
 FISH KNIFE : GCFK

TABLE FORK : GCTF  
 DESSERT FORK : GCDF  
 FISH FORK : GCFF  
 SNAIL FORK : GCSF  
 CAKE FORK : GCCF

TABLE SPOON : GCTBS  
 SOUP SPOON : GCSS  
 DESSERT SPOON : GCDS  
 TEA SPOON : GCTS  
 COFFEE SPOON : GCCS



# CUTLERY



SLIMLINE HIGH POLISH 18/0 ★ ★ ★ ★ ★



STEAK KNIFE : W00940  
 TABLE KNIFE : W00800  
 DESSERT KNIFE : W00830  
 FISH KNIFE : W00870  
 BUTTER KNIFE : W00921



TABLE FORK : W00810  
 DESSERT FORK : W00840  
 FISH FORK : W00871  
 CAKE FORK : W00900



TABLE SPOON : W00820  
 SOUP SPOON : W00860  
 DESSERT SPOON : W00850  
 SODA SPOON : W00881  
 TEA SPOON : W00880  
 COFFEE SPOON : W00890  
 SUGAR SPOON : W00910



SALAD SPOON & SALAD FORK SET : W00931  
 CAKE LIFTER : W00920



# CUTLERY



HARLEY 18/0 ★ ★ ★ ★ ★

- also available in HARLEY 18/10 (on selected items) ★ ★ ★ ★ ★



|                       |              |
|-----------------------|--------------|
| <b>18/0</b>           | <b>18/10</b> |
| STEAK KNIFE : HARSK   | HARSK10      |
| TABLE KNIFE : HARTK   | HARTK10      |
| DESSERT KNIFE : HARDK | HARDK10      |
| FISH KNIFE : HARFK    | HARFK10      |

|                      |              |
|----------------------|--------------|
| <b>18/0</b>          | <b>18/10</b> |
| TABLE FORK : HARTF   | HARTF10      |
| DESSERT FORK : HARDF | HARDF10      |
| FISH FORK : HARFF    | HARFF10      |
| CAKE FORK : HARCf    | HARCf10      |

|                       |              |
|-----------------------|--------------|
| <b>18/0</b>           | <b>18/10</b> |
| DESSERT SPOON : HARSS | HARSS10      |
| SOUP SPOON : HARSS    | HARSS10      |
| TEA SPOON : HARTS     | HARTS10      |
| COFFEE SPOON : HARCS  | HARCS10      |
| SUGAR SPOON : HARSP   | HARSP10      |



**18/10**  
CAKE LIFTER : HARCL10



**18/0**  
SALAD SPOON : HARSA  
SALAD FORK : HARSAF

NATURAL



**NATURAL**

- BI71507 : PEPPER MILL - 13cm
- BI71500 : SALT MILL - 13cm
- BI61537 : PEPPER MILL - 32cm
- BI61536 : SALT MILL - 32cm



WALNUT



**WALNUT**

- BI71509 : PEPPER MILL - 13cm
- BI71504 : SALT MILL - 13cm
- BI61534 : PEPPER MILL - 32cm
- BI61533 : SALT MILL - 32cm



BLACK



**BLACK**

- BI71501 : PEPPER MILL - 13cm
- BI71508 : SALT MILL - 13cm
- BI62515 : PEPPER MILL - 32cm
- BI62516 : SALT MILL - 32cm



RED



**RED**

- BI71502 : PEPPER MILL - 13cm
- BI71503 : SALT MILL - 13cm
- BI62512 : PEPPER MILL - 32cm
- BI62513 : SALT MILL - 32cm



WHITE



**WHITE**

- BI71505 : PEPPER MILL - 13cm
- BI71506 : SALT MILL - 13cm
- BI62518 : PEPPER MILL - 32cm
- BI62519 : SALT MILL - 32cm



CAPRI ACRYLIC



**CLEAR**

- BI93204 : PEPPER MILL - 16.5cm
- BI93207 : SALT MILL - 16.5cm

PERUGIA ACRYLIC




**CLEAR**

- BI08228 : PEPPER MILL - 10cm
- BI18227 : SALT MILL - 10cm




# PLACEMATS


NOVA  
CUISINE




**A**



**B**




**C**




**D**


- A - HT30679 : BROAD WEAVE GREY - 30X45cm
- B - HT30693 : BROAD WEAVE BEIGE - 30X45cm
- C - HT34011 : BROAD WEAVE GREEN - 30X45cm
- D - HT34035 : BROAD WEAVE ORANGE - 30X45cm



**E**



**F**



**G**



**H**

- E - HT30686 : FINE WEAVE CHARCOAL - 30X45cm
- F - HT34028 : FINE WEAVE GREEN - 30X45cm
- G - HT30662 : FINE WEAVE GREY - 30X45cm
- H - HT46489 : FINE WEAVE SILVER / GREY - 30X45cm





GW44157 : 3 TIER TEA STAND 18/10



HF36770 : CEREAL DISPENSER - 13L

HF36787 : JUICE DISPENSER - 11L



LU44539 : CAKE SERVER (WHITE HANDLE)

LU54699 : CAKE SERVER (BLACK HANDLE)

JE41552 : CAKE STAND S/STEEL - 330mm



LU14945 : BUFFET CARVING KNIFE - 300mm

LU14938 : BUFFET CARVING FORK - 300mm

LU35247 : CARVING FORK FORGED



LU14921 : BUFFET SLOTTED SPOON - 300mm

LU14914 : BUFFET SOLID SPOON - 300mm

LU15898 : BUFFET PASTRY SERVER - 300mm



JE15010 : RICE SPOON 280mm

JE15003 : MULTI SERVER SPOON 280mm

JE15027 : CURRY SPOON 280mm

*Domes add extra impact and dimension to food or any display. They are always complimentary and add sophistication to crockery and cutlery objects. When utilised as a decorative centrepiece, a dome will add spectacular accents to any table top.*



**BELL DOME**

MV1184-40 - H:400 W:290  
MV1184 - H:340 W:240  
MV1184-30 - H:300 W:210



**CURVED DOME**

KF10022  
H:300 W:300



**STRAIGHT SIDED DOME**

KF10015  
H:200 W:300



**IRIS DOME**

KF22315 - H:300 W:350  
KF22308 - H:200 W:350



**IRIS DOME**

KF22322  
H:300 W:280



**CUPCAKE DOME LRG**

KF49893  
H:220 W:280



**COUPE DOME LRG**

KF49909  
H:170 W:260



**COUPE DOME SML**

KF49886  
H:130 W:210



**CHEESE DOME**

MV1322  
H:150 W:180

**DOMES**

MV1322-1  
H:200 W:220

# DOMES

MORE SIZES AND SHAPES  
AVAILABLE



**MUFFIN DOME DOME SMALL**  
MV53692  
H:160 W:200



**MUFFIN DOME DOME MED**  
MV53708  
H:170 W:260



**TALL DISPLAY DOME**  
MV53685  
H:320 W:210



**STRAIGHT SIDED DOME**  
MV53760  
H:170 W:310



**FRENCH DOME**  
MV53784  
H:170 W:150



**MUFFIN DOME LARGE W/STAND**  
MV53630  
H:220 W:270



**DOME STAND ONLY 33cm**  
MV53647



**FTD CAKE STAND**  
MV53777  
H:130 W:270



MORE SIZES AND SHAPES  
AVAILABLE

# DOMES



**OVAL DISPLAY DOME  
WITH WOODEN BASE**  
MV10527 - H:500 W:400X180



**GREENHOUSE**  
MV22506  
H:400 W:300



**GREENHOUSE**  
MV22513  
H:300 W:280



**GREENHOUSE**  
MV39351  
H:350 W:170



**GREENHOUSE**  
MV39368  
H:280 W:200



**AQUARIUM DOME**  
MV53210  
H:150 W:300



**AQUARIUM DOMES**  
KF09965: LARGE - H:180 W:140  
KF09972: MEDIUM - H:170 W:120  
KF09989: SMALL - H:100 W:70



**CUPCAKE DOME**  
KF27198  
H:110 W:140



**PETIT DOME**  
TM27860  
H:90 W:65



**BISCUIT DOME**  
TM27884  
H:160 W:90



**CHEESE CAKE DOME WITH BASE**  
MV1322-B  
H:170 W:190



**CHEESE DOME WITH BASE**  
MV46106  
H:150 W:180



**DOME WITH WOODEN BASE**  
MV42313  
H:230 W:310

# DOMES

MORE SIZES AND SHAPES AVAILABLE

WOODEN BASES CAN BE USED ON BOTH SIDES



### ROUND BARK/WOOD BASE

- DM51568: XLARGE - 40cm
- DM51551: LARGE - 38cm
- DM51544: MEDIUM - 33cm
- DM51537: SMALL - 28cm



### CAN BE USED FOR:

- WOODEN BASE** → **KF09989**  
CI52145  
10cm
- WOODEN BASE** → **KF09972**  
CI52152  
15cm
- WOODEN BASE** → **MV1322**  
CI52169  
20cm
- WOODEN BASE** → **MV1322-1 / MV1184-3**  
CI52176  
25cm
- WOODEN BASE** → **KF22322 / KF49893**  
CI52183  
30cm
- WOODEN BASE**  
CI52190  
35cm
- WOODEN BASE** → **KF22308 / KF22315**  
CI52206  
37cm



MORE SIZES AND SHAPES  
AVAILABLE

# JARS



**DELI COOKIE JAR - XL**  
HM0110-1  
H:240 W:170 V:6.3L



**DELI COOKIE JAR - L**  
HM0110-2  
H:200 W:170 V: 4.8L



**DELI COOKIE JAR - M**  
HM0110-3  
H:160 W:140 V:1.9L



**DELI COOKIE JAR - S**  
HM0110-4  
H:120 W:100 V:1L



**ROUND SWEETIE JAR 600ml**  
HM10503  
H:140 W:70



**SWEETIE JAR 7L**  
HM13290  
H:300 W:200



**TOFFEE JAR W/LID**  
MV53623  
H:115 W:170



**COTTON CANDY JAR & LID**  
MV50448  
H:330 W:280



**COTTON CANDY JAR & LID**  
MV50455  
H:260 W:200



**JASMINE JAR & LID**  
MV50431  
H:300 W:170



**ALADDIN JAR & LID**  
MV50424  
H:430 W:160



## FIREFLY JARS



**HM32857 2L**  
H:160 W:160  
(SINGLE)



**HM32864 1.6L**  
H:140 W:160  
(SINGLE)



**CYLINDER JAR & METAL LID**  
TG52756 - H:200 W:100  
TG52749 - H:150 W:100  
TG52732 - H:100 W:100

## 6PACK FIREFLY JARS



**FIREFLY JAR**  
HM19742 365ml  
H:100 W:60  
(6 PACK)



**FIREFLY JAR**  
HM19759 240ml  
H:90 W:50  
(6 PACK)



**FIREFLY JAR**  
HM19766 170ml  
H:80 W:50  
(6 PACK)



**FIREFLY JAR**  
HM19773 90ml  
H:70 W:40  
(6 PACK)



**6PACK EMBOSSED JAR WITH SILVER LID**  
HM17779 500ml  
H:130 W:70



**6PACK EMBOSSED JAR WITH SILVER LID**  
HM17786 270ml  
H:90 W:65



**6PACK EMBOSSED JAR WITH SILVER LID**  
HM17793 150ml  
H:80 W:70



**6 PACK SQUARE JAR**  
HM19780 310ml  
H:110 W:60



**SLANTED JAR 1.2L**  
HM32871  
H:150 W:100



**SLANTED JAR 650ml**  
HM32888  
H:120 W:90



**SLANTED JAR 450ml**  
HM32895  
H:100 W:80



**SLANTED JAR - 6PACK  
60ml**  
HM32932  
H:50 W:40



**6 PACK SLANTED JAR 200ml**  
HM17670  
H:80 W:50



**BEEHIVE JAR  
W/SILVER SCREW ON LID**  
HM52589 - 310ml  
HM52596 - 210ml  
HM52602 - 125ml



**6PACK  
APPLE JAR**  
HM19711 120ml  
H:70 W:40



**6PACK  
CYLINDER JAR**  
HM19704 125ml  
H:80 W: 60



**SQ JAR HOMEMADE W/  
CERAMIC LID 3.2L**  
HM52442



**SQ JAR HOMEMADE W/  
CERAMIC LID 2.8L**  
HM52459

# JARS

MORE SIZES AND SHAPES  
AVAILABLE



**RND JAR W/GOLD LID 1L**  
HM52534



**RND JAR W/GOLD LID 700ml**  
HM52541  
H:130 W:50



**RND JAR W/GOLD LID 450ml**  
HM52558  
H:95 W:95



**SQ JAR W/ROSE GOLD LID 1.8L**  
HM52510  
H:117 W:113



**SQ JAR W/ROSE GOLD LID 1.2L**  
HM52527  
H:113 W:113



**PINEAPPLE PATTERN JAR  
WITH COPPER LID**  
HM42252 310ml  
H:130 W:70



**PINEAPPLE PATTERN JAR  
WITH COPPER LID**  
HM42269 100ml  
H:60 W:60





**SQ JAR W/WOODEN LID**

HM52473 - 2.1L  
HM52480 - 1.6L  
HM52497 - 1.2L  
HM52503 - 780ml



**TAPPERED JAR  
W/WOODEN LID 910ml**

HM52626  
H:150 W:80



**TAPPERED JAR  
W/WOODEN LID 640ml**

HM52633  
H:120 W:80



**TAPPERED JAR  
W/WOODEN LID 450ml**

HM52640  
H:100 W:80



**HONEY JAR W/WOODEN LID  
& SPOON 430ml**

HM52657  
H:100 W:65



**HONEY JAR W/WOODEN LID  
& SPOON 660ml**

HM46397



**ROUND JAR  
WITH WOODEN LID**

HM46403 : 1.4L



**ROUND JAR  
WITH WOODEN LID**

HM46410 : 800ml



**ROUND JAR  
WITH WOODEN LID**

HM46427 : 450ml

# JARS

MORE SIZES AND SHAPES  
AVAILABLE



**CYLINDER JAR 510ML  
W/WOODEN LID**  
HM52688  
H:130 W:85



**GLASS JAR W/WOODEN LID**  
HM36244 - 4.1L (H:300 W:120)  
HM36251 - 3.5L (H:260 W:120)  
HM36268 - 2.6L (H:210 W:120)



**JUICE JUG  
WITH WOODEN LID**  
HM42276 : 1.5L  
H:285 W:150



**CYLINDER JAR 1.7L  
W/WOODEN LID**  
HM42191  
H:270 W:100



**CYLINDER JAR 1.4L  
W/WOODEN LID**  
HM42207  
H:220 W:100



**CYLINDER JAR 1L  
W/WOODEN LID**  
HM42214  
H:175 W:100



**CYLINDER JAR 700ML  
W/WOODEN LID**  
HM42368  
H:125 W:100



**3PC CONDIMENT SET**  
HM42177 280ml  
H:90 W:300



**3PC BREAKFAST SET**  
HM42184 280ml  
H:90 W:300



**3PC COFFEE JAR SET 510ml  
W/WOODEN STAND IN GIFT BOX**  
HM52671  
H:140 W:290 D:100



**3PC COUNTER JAR SET (1.2L; 600ml; 400ml)  
W/WOODEN STAND IN GIFT BOX**  
HM52695  
H:220 W:175 D:110



**4PC SPICE TUBES SET (100ml/PC)  
W/WOODEN STAND IN GIFT BOX**  
HM52664



**4PC SPICE JAR SET (190ml/PC)**  
HM52619



**RECT GLASS LUNCH  
BOX W/WOODEN LID**  
HM52701 - 1.3L  
HM52718 - 1L  
HM52725 - 580ml



**SQUARE GLASS LUNCH  
BOX W/WOODEN LID**  
HM46434 - H:70 X W:180  
HM46441 - H:70 X W:150  
HM46458 - H:60 X W:130



# JARS

MORE SIZES AND SHAPES AVAILABLE



**12 PC METAL CLIPS**  
HM46380



**JAR WITH WOODEN LID & METAL CLIPS**  
HM46342 - 350ml  
HM46359 - 240ml



**JAR WITH WOODEN LID & METAL CLIPS**  
HM46366 - 260ml  
HM46373 - 110ml



**CLIPTOP JAR WITH WOODEN LID**  
HM46472 - 1.5L



**CLIPTOP JAR WITH WOODEN LID**  
HM46465 - 2L



**6PACK SQUARE**  
CLIPTOP JAR 325ml  
HM19810  
H:120 W:60



**6PACK CYLINDER**  
CLIPTOP JAR 270ml  
HM19803  
H:120 W:60



**6PACK ROUND**  
CLIPTOP JAR 190ml  
HM19797  
H:100 W:60



**CLIPTOP JAR WITH SILVER LID**  
HM17694 250ml  
H:120 W:60



**CLIPTOP JAR WITH SILVER LID**  
HM17700 170ml  
H:90 W:60



**CLIPTOP JAR WITH SILVER LID**  
HM17717 100ml  
H:70 W:60



**6PACK SQUARE**  
CLIPTOP JAR 90ml  
HM17625  
H:80 W:60



**6PACK JAM**  
CLIPTOP JAR 160ml  
HM17755  
H:80 W:70



**6PACK CYLINDER**  
CLIPTOP JAR 70ml  
HM17649  
H:85 W:45



**6PACK HEXAGON**  
CLIPTOP JAR 90ml  
HM17618  
H:85 W:45



**6PACK VINOLIA**  
CLIPTOP JAR 100ml  
HM17656  
H:85 W:45



**6PACK BELLY**  
CLIPTOP JAR 180ml  
HM17663  
H:80 W:45

MORE SIZES AND SHAPES  
AVAILABLE

JARS



**CANDY STRIPED CLIPTOP JAR**  
HM1048-1 : 4.2L - H:280 W:170  
HM1048-2 : 3.1L - H:270 W:150  
HM1048-3 : 2.2L - H:260 W:130



**HAPPINESS IS HOME MADE JAR**  
HM26856 1.8L  
H:200 W:170



**HAPPINESS IS HOME MADE JAR**  
HM25545 1.2L  
H:170 W:160



**PICKLE**  
CLIPTOP JAR 2.3L  
HM10442  
H:250 W:90



**PICKLE**  
CLIPTOP JAR 1.5L  
HM10459  
H:190 W:90



**PICKLE**  
CLIPTOP JAR 1L  
HM10466  
H:140 W:90



**PICKLE**  
CLIPTOP JAR 700ml  
HM10473  
H:120 W:90



**PICKLE**  
CLIPTOP JAR 500ml  
HM10480  
H:90 W:90





# JARS

MORE SIZES AND SHAPES AVAILABLE



**MOONDROP CLIPTOP JAR - LARGE**  
HM1034-1 2.3L  
H:200 W:120



**MOONDROP CLIPTOP JAR - MED**  
HM1034-2 1.7L  
H:180 W:120



**COOKIE CLIPTOP JARS**  
HM10275: 4L - H:250 W:155  
HM13283: 3L - H:230 W:135

## PRESERVATIVE JARS



- C2 : PRESERVATIVE JAR 1L
- C1 : PRESERVATIVE JAR 500ml
- C5 : METAL DOME LIDS 5pc
- C6 : METAL RINGS 2pc
- C424 : HONEY JAR & LID (24 pack)

## SPICE JARS



**6PACK SPICE JAR WITH PLASTIC SNAP ON LID**  
HM22742: 200ml  
H:120 W:40



**6PACK SPICE JAR WITH PLASTIC SNAP ON LID**  
HM22711: 160ml  
H:60 W:70



**6PACK SPICE JAR WITH PLASTIC SNAP ON LID**  
HM22704: 125ml  
H:65 W:65



**6PACK SPICE JAR WITH PLASTIC SNAP ON LID**  
HM22728: 75ml  
H:60 W:55





MORE SIZES AND SHAPES  
AVAILABLE

JARS



**6PC MILK BOTTLES  
WHITE LID NO STRAW**  
HM22735 320ml  
H:150



**6PC MILK BOTTLES  
WHITE LID NO STRAW**  
HM19698 260ml  
H:160 W40



**DRINKING BOTTLE**  
HM42221: 1L - H:180 W:75  
HM42238: 750ml - H:210 W:80  
HM42245: 500ml - H:240 W:90



**6PC EMBOSSED GLASS BOTTLE  
WITH SCREW ON LID**  
HM17762 1L  
H:220 W:75



**FARMSTYLE MILK BOTTLE  
WITH HANDLE**  
HM19735: 500ml  
H:220 W:40



**6PACK SQUARE  
CLIPTOP BOTTLE**  
HM17830: 500ml  
HM17748: 250ml



**6PACK ROUND  
CLIPTOP BOTTLE**  
HM17816: 500ml  
HM17731: 250ml



# FUNCTION / FLORIST VASES



**FISH BOWL (ROLLED RIM) 3.8L**  
GL37890  
170 x 110mm



**FISH BOWL (ROLLED RIM)**  
GL37869 : 80 x 60mm (450ml)  
GL37852 : 70 x 50mm (250ml)



**FISH BOWL**  
TG53319  
160 x 130mm



**ROSE BOWL (SHEER RIM)**  
MV351-27 - H:240 W:160  
MV03611 - H:160 W:100  
MV03604 - H:120 W:85  
MV17724 - H:100 W:80



**ROSE BOWL**  
KF7004 (KF09811)  
H:290 W:380  
(top opening 240mm)



**FOOTED COGNAC VASE**  
MV32789  
H:240 W:140



**GARDEN DISH**  
KF09880: LARGE - H:120 W:280  
KF09897: MEDIUM - H:100 W:250



**GARDEN DISH SMALL**  
KF09903  
H:80 W:200



**TERRARIUM VASE**  
MV32772 - H:180 W:170  
MV32765 - H:140 W:100



**BULB VASE LRG**  
MV53616  
H:140 W:180



**BULB VASE MED**  
MV53609  
H:105 W:145



**BULB VASE SML**  
MV53593  
H:95 W:120

# FUNCTION / FLORIST VASES



**FOOTED CYLINDER VASE**  
 MV32734 - H:340 W:200  
 MV32741 - H:260 W:200



**VINTAGE VASE**  
 TG53296  
 H:300 W:150



**LAMP VASE LRG**  
 MV53722  
 H:280 W:180



**LAMP VASE MED**  
 MV53715  
 H:220 W:155



**FAT BARREL VASE**  
 MV397 - H:540 W:290  
 MV396 - H:430 W:270



**BULB VASE**  
 MV32802 - H:280 W:170  
 MV32819 - H:230 W:130



**FUSION VASE**  
 TG53272  
 H:200 W:110



**CONE VASE**  
 MV06766  
 H:430 W:280



**TAPERED CYLINDER  
 W/WOODEN BASE**  
 MV53814  
 H:280 W:190



**TAPERED CYLINDER  
 W/WOODEN BASE**  
 MV53807  
 H:220 W:145



**TAPERED CYLINDER  
 W/WOODEN BASE**  
 MV53791  
 H:160 W:140



# FUNCTION/ FLORIST VASES



**HANXI TULIP LRG**  
MV53586  
H:300 W:180



**HANXI TULIP MED**  
MV53579  
H:250 W:145



**FOOTED HURRICANE VASE**  
MV801-50: X-LARGE - H:500 W:250  
MV801-40: LARGE - H:400 W:210  
MV801: MEDIUM - H:300 W:150



**LILY VASE**  
MV53739  
H:190 W:120



**CURVED VASE**  
MV53678  
H:255 W:115



**CURVED VASE**  
MV53661  
H:240 W:95



**CURVED VASE**  
MV53654  
H:170 W:95



**SQUARE VASE**  
MV08753: 120 x 120 x 120mm  
MV08746: 100 x 100 x 100mm  
MV08739: 80 x 80 x 80mm  
MV44119: 60 x 60 x 60mm

# FUNCTION/ FLORIST VASES



**CYLINDER VASE**

MV600-60 - H:600 W:100  
 MV600-50 - H:500 W:100  
 MV600-40 - H:400 W:100  
 MV600 - H:300 W:100



**CYLINDER VASE**

MV577-50 - H:500 W:150  
 MV577-40 - H:400 W:150



**CYLINDER VASE**

TG53302  
 H:290 W:160



**CYLINDER VASE**

TG53289  
 H:220 W:140



**CYLINDER VASE**

MV401 - H:500 W:250  
 MV400 - H:400 W:250  
 MV398-30 - H:300 W:250  
 MV398-20 - H:200 W:250



**CYLINDER VASE**

MV03659 - H:300 W:150  
 MV03642 - H:250 W:150



**CYLINDER VASE**

TG53234  
 H:200 W:100



**CYLINDER VASE**

TG53449  
 H:200 W:120



**CYLINDER BOWL**

TG53326 - H:190 W:190  
 TG53432 - H:150 W:150



**CYLINDER BOWL**

TG44133  
 H:80 W:190



**TAPERED CYLINDER BOWL**

TG44140  
 H:70 W:60

## FUNCTION/ FLORIST VASES



**LIMA VASE**  
TG53401  
H:170 W:120



**SANTA VASE**  
TG53418  
H:190 W:140



**TINA VASE**  
TG53425  
H:160 W:150



**BOUQUET VASE**  
TG53456  
H:190 W:140



**TOFFEE JAR W/LID**  
MV53623  
H:115 W:170



**ORIENTAL VASE LRG**  
MV53746  
H:390 W:140



**ORIENTAL VASE MED**  
MV53753  
H:360 W:150



**RECYCLED GLASS**  
SM24708 - TAPPED JAR 12.5L  
SM24715 - TAPPED JAR 6L

100% RECYCLED GLASS  
**additive-free glassware**

*Magnificent designs are created without compromising beauty and price but more importantly a contribution is made towards **reducing our carbon footprint.***



# ALUMINIUM / NICKEL



**HEART SUGAR SPOON**  
14176  
110mm



**KNOTTED SUGAR SPOON**  
HN12002  
120mm



**SWIRL SUGAR SPOON**  
HN12347  
120mm



**ALUMINIUM CANDLE SNUFFER**  
HN38583



**ALUMINIUM TRAY WITH 3 ROUND BOWLS & SPOONS - RED ENAMEL**  
HN38552  
H:100 W:360



**ALUMINIUM TRAY WITH 3 ROUND BOWLS & SPOONS - WHITE ENAMEL**  
HN38545  
H:100 W:360



**2PC SALAD SERVER SET  
WHITE ENAMEL**  
HN38606  
300mm



**2PC SWIRL SALAD SERVER SET**  
HN04267  
300mm



**2PC SALAD SERVER SET**  
HN38590  
280mm



**2PC SALAD SERVER SET**  
HN12019  
280mm



**ALUMINIUM 2PC SALAD SERVER SET**  
HN23602  
290mm



**CAKE KNIFE  
SWIRL**  
HN04496  
250mm



**CAKE LIFTER  
SWIRL**  
HN04298  
250mm



**CAKE LIFTER WHITE INLAY**  
HN23374  
320mm



**ALUMINIUM CAKE LIFTER  
WHITE ENAMEL**  
HN38620  
300mm



**ALUMINIUM BREAD KNIFE  
WHITE ENAMEL**  
HN38637  
300mm



# ALUMINIUM / NICKEL



**ALUMINIUM ROMAN  
FLOWER BUCKET**  
HN18950  
H:300 W:200



**TALL FLOWER BUCKET**  
12065 : MED - H:500 W:200  
12112 : SML - H:400 W:200



**5 ARM CANDLE HOLDER**  
HN38415 - H: 570mm



**ALUMINIUM ROUND  
CHAMPAGNE BUCKET 44CM**  
HN38422



**ALUMINIUM OVAL CHAM-  
PAGNE BUCKET - NICKEL FINISH**  
HN38439  
H:360 W:260



**NICKEL CHAMPAGNE BUCKET  
OVAL**  
HN23466  
H:200 W:190



**ALUMINIUM CAKE STAND  
ON BASE - NICKEL FINISH**  
HN38477  
H:120 w:420

**ALUMINIUM CAKE STAND  
ON BASE - NICKEL FINISH**  
HN38460  
H:100 w:330



**ALUMINIUM MILK & SUGAR SET**  
HN23459  
H:140 W:90



**ALUMINIUM MILK & SUGAR SET  
WHITE INLAY**  
HN23411  
H:80 W:60



**ALUMINIUM MILK & SUGAR SET  
ON TRAY - RED**  
HN23398  
H:190 W:340

**3 ROUND BOWLS & SPOONS  
RED ENAMEL (NO TRAY)**  
HN54866

# ACCESSORIES



**4PC OVAL OIL LAMP - LARGE**  
KF27112  
6.8x14cm



**4PC BALL OIL LAMP**  
KF27075 - LARGE 10cm  
KF27082 - MEDIUM 9cm



**ROLY POLY**  
6116 - 149ml  
6130 - 325ml



**5M WICK FOR OIL LAMPS**  
WICK



**LAMP OIL CLEAR**  
OIL75CL  
750ml



**LAMP OIL PINK**  
OIL75PI  
750ml



**LAMP OIL CORAL**  
OIL75C  
750ml



**LAMP OIL TURQUOISE / TEAL**  
OIL75TQ  
750ml



**LAMP OIL BLUE**  
OIL75BL  
750ml



**LAMP OIL GREEN**  
OIL75GR  
750ml



**LAMP OIL RED**  
OIL75R  
750ml



**LAMP OIL 5L**  
OIL500CL : CLEAR  
OIL500PI : PINK  
OIL500TQ : TURQUOISE / TEAL  
OIL500R : RED

 **CLEAR - CL**

 **PINK - PI**

 **TURQUOISE - TQ**

 **RED - R**





HF36794 : CONDIMENT BAR CADDY S/STEEL  
6 COMPARTMENT

LU29987 : CONDIMENT BAR CADDY  
6 COMPARTMENT



LU30099 : GLASS RIMMER 3 TIER

LU30075 : BAR ORGANISER 6 DIV CONDIMENT



JE30501 : BAR BLADE S/STEEL

JE16109 : BAR BLADE BLACK VINYL COATED



LU29932 : WAITERS FRIEND BLACK

LU14853 : WAITERS FRIEND CURVED S/STEEL

HF36800 : WING CORK SCREW



TT30001 : LIQUEUR & SPIRIT MEASURING TUBE SET



LU41941 : BAR MUDDLER 210mm

HF36817 : BAR SPOON TWILL RED TIP

# BARWARE



JE30518 : BOSTON SHAKER NO LID S/STEEL - 700ml  
 JE14860 : COCKTAIL SHAKER S/STEEL - 700ml  
 JE41682 : MILKSHAKE CUP S/STEEL 850ml



JE36763 : FROTHING JUG - 950ml  
 JE36756 : FROTHING JUG - 650ml



HF37401 : BAR STRAINER FINE MESH S/STEEL - 75mm  
 JE16178 : BAR STRAINER S/STEEL  
 HF37227 : BILL SPIKE CHROME 160mm



LU54682 : WIND PROOF ASHTRAY S/STEEL  
 JE30495 : ASHTRAY SLOTTED STACKABLE S/STEEL - 100mm  
 JE14976 : SERVICE BELL



LU42030 : GLASS WASHER BRUSH - 3 HEAD



LU30136 : PLASTIC PITCHER 1.8L  
 LU29949 : SALT & PEPPER GRINDER CLEAR - 130mm



HF36886 : SPEEDY POURER PLASTIC **YELLOW**  
 HF36879 : SPEEDY POURER PLASTIC **RED**  
 HF36862 : SPEEDY POURER PLASTIC **GREEN**  
 JE36848 : SPEEDY POURER PLASTIC **BLACK**  
 HF36831 : SPEEDY POURER PLASTIC **WHITE**  
 JE36855 : SPEEDY POURER PLASTIC **CLEAR**



JE14877 : SPEED POURER METAL TAPERED  
 JE16161 : TOT MEASURE JIGGERS/STEEL - 25ml & 50ml



LU40371 : STORE 'N POUR 1L **GREEN**  
 LU40388 : STORE 'N POUR 1L **ORANGE**  
 LU40357 : STORE 'N POUR 1L **RED**  
 LU40364 : STORE 'N POUR 1L **YELLOW**  
 LU40418 : STORE 'N POUR 2L **GREEN**  
 LU40425 : STORE 'N POUR 2L **ORANGE**  
 LU40395 : STORE 'N POUR 2L **RED**  
 LU40401 : STORE 'N POUR 2L **YELLOW**



HF37418 : NON SLIP TRAY BLACK RECT. 350x450mm



NF44409 : NON SLIP TRAY BLACK OVAL 740mm



HF37425 : NON SLIP TRAY BLACK ROUND 350mm  
 LU24531 : NON SLIP TRAY BLACK ROUND 400mm



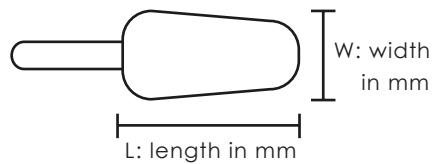
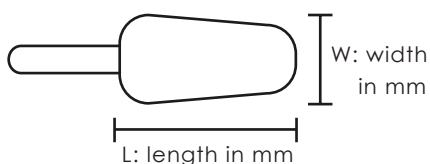


**NEW**

LU54675 : LEMON SQUEEZER MANUAL S/STEEL



LU15980 : ICE CREAM SCOOP



LU29918 : ICE SCOOP ALUMINIUM - (L:165mm)

JE44676 : ICE SCOOP S/STEEL ROUND - 220mm



HF37173 : ICE SCOOP ALUMINIUM (L:220 x W:134 ; 350mm ; 700ml)

HF37166 : ICE SCOOP ALUMINIUM (L:187 x W:112 ; 310mm ; 470ml)

HF37159 : ICE SCOOP ALUMINIUM (L:140 x W: 80 ; 250mm)

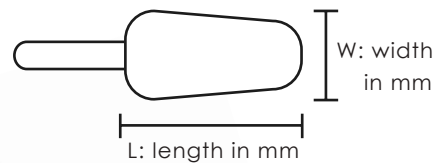
HF37142 : ICE SCOOP ALUMINIUM (L:116 x W: 67 ; 210mm ; 120ml)



HF37135 : ICE SCOOP ROUND ALUMINIUM  
(L:294 x W:160 ; 400mm ; 2500ml)

HF37128 : ICE SCOOP ROUND ALUMINIUM  
(L:261 x W:136 ; 360mm ; 1700ml)

HF37111 : ICE SCOOP ROUND ALUMINIUM  
(L:221 x W:120 ; 310mm ; 1125ml)



HF37104 : ICE SCOOP ROUND ALUMINIUM  
(L:188 x W:100 ; 270mm ; 700ml)

HF37098 : ICE SCOOP ROUND ALUMINIUM  
(L:153 x W:80 ; 220mm ; 350ml)

HF37081 : ICE SCOOP ROUND ALUMINIUM  
(L:116 x W:60 ; 180mm ; 150ml)



JE30563 : WINE BUCKET S/STEEL ECONO 4L  
- NO HANDLE  
JE41705 : WINE BUCKET WITH RINGS S/STEEL 4L  
- 210 x210mm



JE30556 : ICE BUCKET DOUBLE WALL - 1L  
JE41699 : ICE BUCKET S/STEEL MINI 120 x110mm



JE41712 : CHAMPAGNE BUCKET  
FLOOR STAND FOLDING  
JE41729 : WINE BUCKET FLOOR STAND SOLID



JE41736 : ICE BUCKET STAND - TABLE MOUNTED 450mm



JE44522 : CHAMPAGNE BUCKET S/STEEL - 8L

# KITCHEN SMALLS



- JE15171 : FRENCH WHISK - 450mm
- JE30389 : FRENCH WHISK - 400mm
- JE15157 : FRENCH WHISK - 350mm
- JE15140 : FRENCH WHISK - 300mm
- JE15133 : FRENCH WHISK - 250mm



- JE44669 : PIANO WHISK S/STEEL - 450mm
- JE15218 : PIANO WHISK S/STEEL - 400mm
- JE44652 : PIANO WHISK S/STEEL - 350mm
- JE15195 : PIANO WHISK S/STEEL - 300mm
- JE30471 : PIANO WHISK S/STEEL - 250mm



- JE41774 : LADLE - 12oz / 340ml
- JE44645 : LADLE - 8oz / 225ml
- JE44638 : LADLE - 6oz / 177ml
- JE30365 : LADLE - 4oz / 118ml
- JE30440 : LADLE - 2oz / 59ml
- JE30426 : LADLE - 1oz / 30ml



- LU41934 : FISH TURNER - 130x75mm
- JE15034 : PANCAKE TURNER SLOTTED - 355mm
- JE44492 : EGG LIFTER S/STEEL 350mm



- JE30525 : BASTING SPOON PERFORATED - 450mm
- JE44515 : BASTING SPOON PERFORATED - 400mm
- JE44508 : BASTING SPOON PERFORATED - 330mm

- JE41835 : BASTING SPOON SOLID - 450mm
- JE41828 : BASTING SPOON SOLID - 380mm
- JE30372 : BASTING SPOON SOLID - 330mm



- KBSPB33 : BASTING SPOON PERFORATED PVC HANDLE - 330mm
- JE30532 : BASTING SPOON SOLID PVC HANDLE - 330mm





CP44058 : BASTING SPOON SLOTTED BLACK NYLON  
CP44041 : BASTING SPOON SOLID BLACK NYLON



CP44089 : EGG LIFTER BLACK NYLON  
CP44072 : PASTA FORK BLACK NYLON  
CP44065 : SOUP LADLE BLACK NYLON



LU15935 : GRIDDLE SCRAPER - 100mm  
LU30044 : HAMBURGER TURNER BEVELLED EDGE - 120mm



LU30006 : HAMBURGER TURNER SOLID - 200mm  
LU29925 : HAMBURGER TURNER PERFORATED - 200mm



KKP50 : PERFORATED SHELF BLACK 2438 X 914mm  
KKC54 : BUTTON HOOK 200MM (WIRE 4mm)  
KKC55 : BUTTON HOOK 250MM (WIRE 4mm)

# KITCHEN SMALLS



LU29963 : POTATO MASHER ROUND S/STEEL - 450mm  
 JE30464 : POTATO MASHER S/STEEL - 600mm



LU44553 : MEAT MALLET WOODEN HANDLE - 300mm  
 LU35292 : MEAT MALLET ALUMINIUM - 250mm



LU14884 : PIZZA CUTTER PLASTIC HANDLE - 60mm  
 LU14891 : PIZZA CUTTER PLASTIC HANDLE - 100mm



HF37029 : BUTTER / SANDWICH SPREADER S/STEEL  
 HF37036 : DOUGH CUTTER S/STEEL - WHITE PLASTIC HANDLE  
 JE44478 : EGG RING ROUND 100mm



HF37074 : GRATER 6 SIDED TAPERED S/STEEL  
 HF37050 : HAND HELD GRATER S/STEEL



HF37067 : KITCHEN SHEARS BLACK S/STEEL  
 LU44560 : POTATO PEELER HAND S/STEEL  
 HF37043 : VEGETABLE PEELER S/STEEL



DB201400 : DE BUYER MANDOLINE SLICER S/STEEL WITH PUSHER



DB201101 : DE BUYER KOBRA MANDOLIN HANDHELD



LU41101 : MANDOLIN SLICER  
LU41118 : MANDOLIN SLICER SPARE BLADE



**NEW**

LU53159 : CAN OPENER TABLE MOUNTED - HEAVY DUTY  
LU54545 : BLADE FOR TABLE MOUNT CAN OPENER  
LU54552 : GEAR FOR TABLE MOUNT CAN OPENER



CP44010 : 7PC GARNISHING KNIFE BAG ONLY  
HF37203 : CAN OPENER WHITE HANDLE S/STEEL



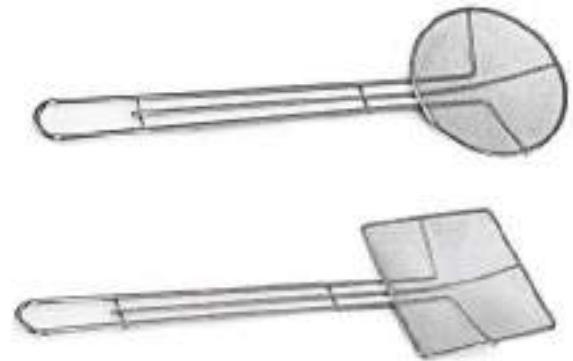
JE15836 : MEASURING CUPS SET 4 PIECE  
JE15850 : MEASURING SPOON SET 4 PIECE



# KITCHEN SMALLS



HF36961 : CHINA CAP STRAINER S/STEEL - 200mm  
 HF37388 : CHINOIS BOUILLON STRAINER S/STEEL - 250mm



HF36978 : SKIMMER ROUND S/STEEL REINFORCED - 160mm  
 HF36985 : SKIMMER SQUARE S/STEEL REINFORCED - 160mm



LU30105 : SKIMMER SQUARE - 155 x 135mm  
 HF37395 : STRAINER REINFORCED S/STEEL - 250mm



HF41903 : OIL FILTER STAND



JE30457 : NOTE HOLDER - 450mm  
 JE30570 : NOTE HOLDER - 920mm



JE14846 : SALT SHAKER WITH HANDLE S/STEEL - 475ml  
 JE14839 : SALT SHAKER WITH HANDLE S/STEEL - 300ml  
 JE41767 : SALT SHAKER WITH HANDLE ALUMINIUM - 300ml



JE30433 : ROUND PIZZA SCOOP S/STEEL - 1520mm  
HF36893 : PIZZA SHOVEL - 1300mm



HF37005 : MIXING PADDLE - 1050mm  
HF36992 : MIXING PADDLE - 600mm



JE15829 : MIXING BOWL S/STEEL - 8L / 340mm  
JE15812 : MIXING BOWL S/STEEL - 5L / 290mm  
JE15805 : MIXING BOWL S/STEEL - 4L / 265mm  
JE15799 : MIXING BOWL S/STEEL - 3L / 240mm  
JE41781 : MIXING BOWL S/STEEL - 1L / 220mm  
JE15782 : MIXING BOWL S/STEEL - 1.5L / 195mm



JE53562 : MIXING BOWL TAPERED 2.5L - 390 x 100mm  
JE53555 : MIXING BOWL TAPERED 4L - 310 x 120mm  
JE53548 : MIXING BOWL TAPERED 3L - 285 x 105mm  
JE53531 : MIXING BOWL TAPERED 5.5L - 265 x 90mm



JE30396 : COLANDER - 4.7L / 260mm  
JE41798 : COLANDER - 7.5L / 280mm  
JE30402 : COLANDER - 12L / 340mm  
JE30419 : COLANDER - 15L / 380mm

LU35223 : COLANDER ALUMINIUM HEAVY DUTY - 360mm

**NEW**

LU53166 : S/STEEL CREAM WHIPPER - 500ml

LU53173 : S/STEEL CREAM WHIPPER 1L



### CREAM WHIPPER - SPARE PARTS

LU54705 : CHARGER HOLDER SPARE - 1

LU54712 : METAL SCREW SPARE - 4

LU54729 : SILICONE JOINT RING SPARE - 5

LU54736 : INFLATION NEEDLE & CHECK VALUE SPARE - 6

LU54743 : SILICONE SEAL RING SPARE - 7

LU54750 : SILICONE SEAL RING SPARE - 8

LU54767 : SILICONE RUBBER SPARE - 9

LU54774 : NOZZLE SPARE - 13

LU54781 : SPRING SPARE - 14

LU54798 : SILICONE SEAL RING SPARE - 16

LU54804 : SILICONE SEAL RING SPARE - 18

LU54811 : SILICONE SEAL RING SPARE - 19

LU54828 : DISCHARGE TUBE SPARE - 20



CP43990 : PIPING BAG 530mm

CP43983 : PIPING BAG 460mm

CP43976 : PIPING BAG 400mm

CP43969 : PIPING BAG 350mm

CP43952 : PIPING BAG 300mm

CP43945 : PIPING BAG 250mm



CP44034 : PIPING BAG WALL RACK S/STEEL

CP43938 : 29PC ASSORTED NOZZLE SET



LU42122 : MEASURING JUG PLASTIC 1L

LU42139 : MEASURING JUG PLASTIC 2L

LU42146 : MEASURING JUG PLASTIC 5L





HF37197 : RUBBER SPATULA WHITE - 250mm  
 LU54668 : SILICONE SPATULA - 250mm  
 HF37012 : ICING SPATULA S/STEEL - 300mm



HF37180 : SILICONE BAKING MAT RECTANGULAR - 500 x 350mm



CP43921 : CROISSANT CUTTER S/STEEL



LU30051 : ROLLING PIN ALUMINIUM - 380mm



# BAKEWARE



LU35308 : OVEN MITTS EACH - 245mm



HF36954 : MEAT THERMOMETER DIAL  
HF36947 : POCKET THERMOMETER DIAL



JE41811 : COOLING RACK - 600 x 400mm



CP43914 : ROUND CUTTER SET S/STEEL FLUTED  
CP43907 : ROUND CUTTER SET S/STEEL PLAIN



CP43891 : 24PC ASSORTED ASPIC CUTTER SET





LU14945 : BUFFET CARVING KNIFE - 300mm  
 LU14938 : BUFFET CARVING FORK - 300mm  
 LU35247 : CARVING FORK FORGED



JE15010 : RICE SPOON 280mm  
 JE15003 : MULTI SERVER SPOON 280mm  
 JE15027 : CURRY SPOON 280mm



LU14921 : BUFFET SLOTTED SPOON - 300mm  
 LU14914 : BUFFET SOLID SPOON - 300mm



LU15898 : BUFFET PASTRY SERVER - 300mm  
 LU44539 : CAKE SERVER



JE49770 : PORTION SERVER RED - 59ml  
 JE49787 : PORTION SERVER IVORY - 88ml  
 JE49794 : PORTION SERVER GREEN - 118ml  
 JE49800 : PORTION SERVER BLUE - 236ml





# TONGS

NOVA  
CHEF



- JE35629 : UTILITY TONG **RED** HANDLE - 300mm
- JE35636 : UTILITY TONG **GREEN** HANDLE - 300mm
- JE35643 : UTILITY TONG **YELLOW** HANDLE - 300mm
- JE35650 : UTILITY TONG **BLUE** HANDLE - 300mm
- JE35667 : UTILITY TONG **BLACK** HANDLE - 300mm



- LU30112 : PLASTIC UTILITY TONG BLACK - 230mm
- JE15102 : UTILITY TONG - 250mm
- JE15119 : UTILITY TONG - 300mm
- JE35612 : UTILITY TONG - 400mm



- JE15126 : BIRD CLAW TONG - 200mm
- JE15058 : CHICKEN FEET TONG - 150mm





JE15072 : SPAGHETTI TONG - 200mm  
KCT : CAKE TONG - 225mm



LU31980 : LOBSTER CRACKER



LU41958 : PASTRY TONG - 230mm  
JE15041 : PASTRY TONG SCISSOR TYPE S/STEEL



JE41743 : ICE TONGS - 130mm  
JE15065 : ICE TONGS - 160mm  
JE41750 : ICE TONGS - 180mm



# TABLE SMALLS



LU44607 : TABLE NUMBER STAND - 290mm  
 JE41590 : TABLE MENU STAND S/STEEL - 80mm  
 JE41606 : TABLE NUMBER SET 1-20 S/STEEL (50 x70mm)  
 JE41613 : TABLE NUMBER SET 21-30 S/STEEL (50 x70mm)



**NEW**

LU54620 : SQUEEZE DISPENSER 900ML CLEAR  
 LU54590 : SQUEEZE DISPENSER 400ML CLEAR  
 LU54569 : SQUEEZE DISPENSER 200ML CLEAR  
 LU54644 : SQUEEZE DISPENSER 900ML YELLOW  
 LU54613 : SQUEEZE DISPENSER 400ML YELLOW  
 LU54583 : SQUEEZE DISPENSER 200ML YELLOW  
 LU54637 : SQUEEZE DISPENSER 900ML RED  
 LU54606 : SQUEEZE DISPENSER 400ML RED  
 LU54576 : SQUEEZE DISPENSER 200ML RED



JE49763 : ROUND TRAY S/STEEL - 35cm



LU42016 : OVAL PLATTER S/STEEL - 450mm  
 LU42023 : OVAL PLATTER S/STEEL - 400mm  
 LU42009 : OVAL PLATTER S/STEEL - 350mm







JE41040 : S/STEEL MINI BASKET SQUARE - 95x80mm  
 LU44591 : S/STEEL WIRE BASKET ROUND - 75mm x 90mm  
 JE35254 : S/STEEL WIRE BASKET ROUND - 90mm  
 JE41637 : S/STEEL BASKET ROUND PREMIUM - 90mm



LU35261 : S/STEEL WIRE BASKET RECT. - 210x100x60mm  
 JE30082 : S/STEEL WIRE BASKET RECT. - 210x100x35mm



LU14952 : BREAD BASKET ROUND - 220mm  
 LU14969 : BREAD BASKET OVAL - 230mm



JE30488 : SAUCE CUP S/STEEL - 70ml  
 JE41583 : SAUCE CUP S/STEEL - 60ml  
 JE35674 : SAUCE CUP S/STEEL - 40ml

JE41675 : BUCKET MINI 3 LINES S/STEEL - 100 X 90mm  
 JE41668 : BUCKET MINI 3 LINES S/STEEL - 70 X 55mm



JE41651 : PAIL MINI S/STEEL - 105 X 100mm  
 JE41644 : PAIL MINI S/STEEL - 70 X 50mm



JE44485 : GRAVY BOAT S/STEEL - 240ml  
 JE41576 : GRAVY BOAT S/STEEL - 142ml  
 JE41569 : GRAVY BOAT S/STEEL - 85ml

# TABLE SMALLS



JE14815 : BELLIED MILK JUG S/STEEL - 150ml  
 JE14808 : BELLIED MILK JUG S/STEEL - 85ml  
 JE41620 : RESERVED TABLE SIGN S/STEEL



LU46021 : VACUUM FLASK S/STEEL - 2L  
 LU41989 : VACUUM FLASK LID ONLY (FOR 2L; 1.5L; 1L)




LU41972 : VACUUM FLASK S/STEEL - 1.5L  
 LU41965 : VACUUM FLASK S/STEEL - 1L



LU30013 : VACUUM AIRPOT S/STEEL - 2.2L  
 LU41996 : BEVERAGE SERVER DOUBLE WALL INSULATED S/STEEL - 1L



LU30068 : VACUUM FLASK S/STEEL - 2L  
 LU44461 : VACUUM FLASK S/STEEL - 2L LID ONLY



**NOVA**  
CHEF

# POTS & PANS

PROFESSIONAL LINE OF SATIN STOCKPOTS MADE OF STAINLESS STEEL **SAFETY FIRST!**

**SPECIAL RIVETS TO SECURE HANDLES! SAFETY & DURABILITY GUARANTEED!**



All stockpots have reinforced handles.  
Stockpots of diameter 36cm or larger have an additional ring to reinforce construction.

**REINFORCED RIMS ; ERGONOMIC HANDLES ;  
EXTREMELY STRONG RIVETED HANDLES ; REINFORCED**



PP36312 : STAINLESS STEEL SAUCEPAN & LID (95 X 160mm ; 1.9L)  
PP36329 : STAINLESS STEEL SAUCEPAN & LID (105 x 200mm ; 3.3L)



PP36336 : STAINLESS STEEL CASSEROLE POT & LID (110 x 240mm ; 5L)  
PP36343 : STAINLESS STEEL CASSEROLE POT & LID (230 x 260mm ; 12L)  
PP36350 : STAINLESS STEEL CASSEROLE POT & LID (260 x 320mm ; 20L)  
PP36367 : STAINLESS STEEL CASSEROLE POT & LID (310 x 360mm ; 30L)



PP52992 : STAINLESS STEEL DEEP STOCKPOT & LID (200 x 240mm ; 9L)  
PP36374 : STAINLESS STEEL DEEP STOCKPOT & LID (260 x 280mm ; 16L)  
PP36381 : STAINLESS STEEL DEEP STOCKPOT & LID (320 x 320mm ; 26L)  
PP36398 : STAINLESS STEEL DEEP STOCKPOT & LID (360 x 360mm ; 36L)  
PP36404 : STAINLESS STEEL DEEP STOCKPOT & LID (400 x 400mm ; 50L)





# POTS & PANS

NOVA  
CHEF



ELECTR

GAS

INDUC

VITRO



PP44713 : STAINLESS STEEL FRYING PAN 200mm  
PP36275 : STAINLESS STEEL FRYING PAN 240mm  
PP36282 : STAINLESS STEEL FRYING PAN 300mm



PP44720 : STAINLESS STEEL NON-STICK FRYING PAN 200mm  
PP36299 : STAINLESS STEEL NON-STICK FRYING PAN 240mm  
PP36305 : STAINLESS STEEL NON-STICK FRYING PAN 300mm



HF36909 : FRYING PAN BLACK IRON 200mm  
HF36916 : FRYING PAN BLACK IRON 240mm  
HF36923 : FRYING PAN BLACK IRON 300mm



HF36930 : FRYING PAN BLACK IRON WITH HANDLE 360mm



**LA LYONNAISE**

BLUE STEEL - STRONG QUALITY  
1-1.5mm thick for less powerful heat sources  
Semi-professional & domestic use  
Quick heating time ◦  
Extra strong handles  
For pan with steel handle: possible oven cooking 10min @200 C



- DB502018 : DE BUYER BLUE STEEL FRYING PAN 180mm
- DB502024 : DE BUYER BLUE STEEL FRYING PAN 240mm
- DB502030 : DE BUYER BLUE STEEL FRYING PAN 300mm
- DB502036 : DE BUYER BLUE STEEL FRYING PAN 360mm
- DB502040 : DE BUYER BLUE STEEL FRYING PAN 400mm
- DB502045 : DE BUYER BLUE STEEL FRYING PAN 450mm

**FORCE BLUE**

BLUE STEEL - STRONG QUALITY  
2mm thick for professional heat sources  
Perfect heat conduction  
Extra strong handles  
For pan with steel handle: possible oven cooking 10min @200°C  
All heat sources (induction at moderate T°)  
Perfect for sealing; frying; browning



- DB530024 : DE BUYER BLUE STEEL FRYING PAN HEAVY DUTY 240mm
- DB530036 : DE BUYER BLUE STEEL FRYING PAN HEAVY DUTY 360mm



- DB804024 : DE BUYER NON-STICK ALU. FRYING PAN 240mm - blue
- DB806024 : DE BUYER NON-STICK ALU. FRYING PAN 240mm - green
- DB805024 : DE BUYER NON-STICK ALU. FRYING PAN 240mm - red
- DB807024 : DE BUYER NON-STICK ALU. FRYING PAN 240mm - yellow

**CARBONE PLUS**

STEEL PAN - HEAVY DUTY  
2.5 - 3mm thick for professional strong heat sources  
Perfect heat conduction  
Extra strong handles  
For pan with steel handle: possible oven cooking 10min @200°C (except 5190 which is suitable for oven)  
Perfect for sealing; frying; browning



- DB511435 : DE BUYER WOK ROUNDED SHAPE HEAVY DUTY CARBON STEEL 350mm



- DB553026 : DE BUYER ROUND GRILL PAN HEAVY DUTY CARBON STEEL 260mm
- DB553030 : DE BUYER ROUND GRILL PAN HEAVY DUTY CARBON STEEL 300mm

## DESCRIPTION OF MEASUREMENTS: BLADE LENGTH

### What makes a good knife?

**SHARPNESS:** Most important is how well it's blade will take & hold an edge.

**DURABILITY:** A good knife will stand up to generations of daily use without undue wear or deterioration.

**HYGIENE:** Materials & construction details of the handle should minimise crevices that offer hospitality to bacteria.

### WHY COLOUR CODE YOUR KITCHEN?

The aim of a Colour Coding system is to prevent cross contamination between different areas in the kitchen as well as different food types. It is vital that a system forms part of an employee training programme.

The Colour Coding of knives & chopping boards is a simple but important step that will make a large contribution to hygiene standards & the elimination of cross infection.




NS41231 : NOVA BLACK HANDLE STEAK KNIFE - **ROUND TIP**  
SK45499 : SKIN PACK 6PC NOVA BLACK HANDLE STEAK KNIFE - **ROUND TIP**

NS37944 : NOVA BLACK HANDLE STEAK KNIFE - **SHARP TIP**  
SK45305 : SKIN PACK NOVA BLACK HANDLE STEAK KNIFE - **SHARP TIP**



NS38149 : NOVA JUMBO STEAK KNIFE - **WOOD HANDLE**  
SK45512 : SKIN PACK 6PC NOVA JUMBO STEAK KNIFE - **WOOD HANDLE**

NS37951 : NOVA JUMBO STEAK KNIFE - **BLACK HANDLE**  
SK45529 : SKIN PACK 6PC NOVA JUMBO STEAK KNIFE - **BLACK HANDLE**



CP36473 : PARING KNIFE 90mm **BLACK**  
CP36480 : PARING KNIFE 90mm **GREEN**  
CP36497 : PARING KNIFE 90mm **BLUE**  
CP36503 : PARING KNIFE 90mm **RED**  
SK45536 : SKIN PACK 4PC COLOUR PARING KNIFE 90mm

CP43860 : PARING KNIFE SERRATED 90mm **BLACK**



CP36510 : BONING KNIFE NARROW 150mm **BLACK**

CP36527 : BONING KNIFE BROAD 150mm **BLACK**  
CP36534 : BONING KNIFE BROAD 150mm **WHITE**  
CP36541 : BONING KNIFE BROAD 150mm **GREEN**  
CP36558 : BONING KNIFE BROAD 150mm **YELLOW**  
CP36565 : BONING KNIFE BROAD 150mm **BLUE**  
CP36572 : BONING KNIFE BROAD 150mm **RED**



CP43877 : SHAPING KNIFE 65mm **BLACK**



SOLD IN RETAIL  
PACKAGING



# KNIVES

## DESCRIPTION OF MEASUREMENTS: BLADE LENGTH

### What makes a good knife?

**SHARPNESS:** Most important is how well it's blade will take & hold an edge.

**DURABILITY:** A good knife will stand up to generations of daily use without undue wear or deterioration.

**HYGIENE:** Materials & construction details of the handle should minimise crevices that offer hospitality to bacteria.

### WHY COLOUR CODE YOUR KITCHEN?

The aim of a Colour Coding system is to prevent cross contamination between different areas in the kitchen as well as different food types. It is vital that a system forms part of an employee training programme.

The Colour Coding of knives & chopping boards is a simple but important step that will make a large contribution to hygiene standards & the elimination of cross infection.



CP36589 : BREAD KNIFE 200mm **BLACK**



- CP36671 : COOKS KNIFE 250mm **BLACK**
- CP36688 : COOKS KNIFE 250mm **WHITE**
- CP36695 : COOKS KNIFE 250mm **GREEN**
- CP36701 : COOKS KNIFE 250mm **YELLOW**
- CP36718 : COOKS KNIFE 250mm **BLUE**
- CP36725 : COOKS KNIFE 250mm **RED**
- CP36732 : COOKS KNIFE 250mm **BROWN**



CP36664 : COOKS KNIFE 200mm **BLACK**



CP36749 : COOKS KNIFE 300mm **BLACK**



# KNIVES



SOLD IN RETAIL PACKAGING

## DESCRIPTION OF MEASUREMENTS: BLADE LENGTH

### What makes a good knife?

**SHARPNESS:** Most important is how well it's blade will take & hold an edge.

**DURABILITY:** A good knife will stand up to generations of daily use without undue wear or deterioration.

**HYGIENE:** Materials & construction details of the handle should minimise crevices that offer hospitality to bacteria.

### WHY COLOUR CODE YOUR KITCHEN?

The aim of a Colour Coding system is to prevent cross contamination between different areas in the kitchen as well as different food types. It is vital that a system forms part of an employee training programme.

The Colour Coding of knives & chopping boards is a simple but important step that will make a large contribution to hygiene standards & the elimination of cross infection.



CP36657 : MEAT CLEAVER 200mm **RED**



CP36596 : BUTCHERS KNIFE 250mm **BLACK**  
 CP36602 : BUTCHERS KNIFE 250mm **WHITE**  
 CP36619 : BUTCHERS KNIFE 250mm **RED**



CP36626 : BUTCHERS KNIFE 300mm **BLACK**  
 CP36633 : BUTCHERS KNIFE 300mm **WHITE**  
 CP36640 : BUTCHERS KNIFE 300mm **RED**



CP43884 : POULTRY SHEAR SOFT GRIP



SOLD IN RETAIL  
PACKAGING



NOVA  
CHEF

# KNIVES



HF37371 : SHARPENING STEEL 300mm



HF37364 : SHARPENING STONE



CP44003 : KNIFE SHARPENER DUAL ACTION HAND HELD



LU15874 : MAGNETIC KNIFE HOLDER 600mm



CP44027 : 16PC POCKET KNIFE CASE BAG ONLY






# CLASSIC KNIFE ANALYSIS



**Superior Steel:**

German Molybdenum Vanadium X50CrMoV15 Steel Alloy.



**Razor-Sharp Edge:**

Skillfully Honed — Cutlery-Pro® Cutting Edge, Laser Angle Tested, Enhanced Sharpness, Edge Holding & Ease of Re-Sharpening.



**Hot Drop Forged:**

One Piece Hot Drop Forged, Full Tang With Three Rivert Design.




**NSF Certified:**

NSF Certified, meet health and safety standards, Dishwasher Safe and SteriShield® Anti-Bacterial protection available.

**Safe Touch:**

Ergonomic, Slip Resistant with Derlin®, DuPONT® resin. Seamless Design on Handle.



SOLD IN RETAIL  
PACKAGING



**NOVA**  
CHEF

# CUTTING BOARDS

## WHY COLOUR CODE YOUR KITCHEN?

The aim of a Colour Coding system is to prevent cross contamination between different areas in the kitchen as well as different food types.



**CUTTING BOARD STANDS**  
LU29994  
CUTTING BOARD STAND CHROME



**CUTTING BOARD RED**

CB35384  
500 x 380 x 13mm  
CB40623  
400 x 250 x 12mm



**CUTTING BOARD BLUE**

CB35353  
500 x 380 x 13mm  
CB40647  
400 x 250 x 12mm



**CUTTING BOARD YELLOW**

CB35391  
500 x 380 x 13mm  
CB40630  
400 x 250 x 12mm



**CUTTING BOARD GREEN**

CB35377  
500 x 380 x 13mm  
CB40616  
400 x 250 x 12mm



**CUTTING BOARD BROWN**

CB35360  
500 x 380 x 13mm  
CB40241  
400 x 250 x 12mm



**CUTTING BOARD WHITE**

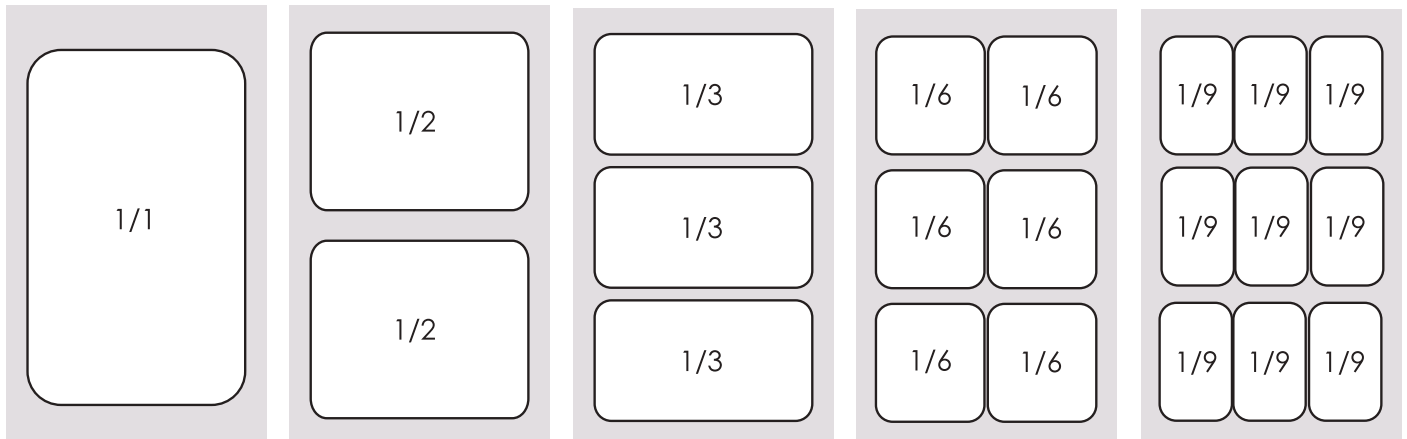
CB35407  
500 x 380 x 13mm  
CB35346  
400 x 250 x 12mm



**CUTTING BOARD PURPLE**

CB52428  
500 x 380 x 13mm

# INSERTS



GN 1/1  
l: 530 w: 325mm

GN 1/2  
l: 325 w: 265mm

GN 1/3  
l: 325 w: 180mm

GN 1/6  
l: 176 w: 162mm

GN 1/9  
l: 176 w: 108mm

THICKNESS OF INSERTS: 0.6mm

**FULL INSERT S/STEEL 530 x 325mm**



IS31867 : FULL INSERT LID S/STEEL

**FULL INSERT S/STEEL 530 x 325mm**



IS31737 : FULL INSERT S/STEEL 65mm  
IS31744 : FULL INSERT S/STEEL 100mm

**FULL INSERT S/STEEL 530 x 325mm**



IS31751 : FULL INSERT S/STEEL 150mm

**FULL INSERT S/STEEL 530 x 325mm**



IS35322 : FULL INSERT PERFORATED S/STEEL 65mm  
IS35339 : FULL INSERT PERFORATED S/STEEL 100mm



HALF INSERT S/STEEL 265 x 325mm



IS31874 : HALF INSERT LID S/STEEL

HALF INSERT S/STEEL 265 x 325mm



IS31768 : HALF INSERT S/STEEL 65mm  
IS31775 : HALF INSERT S/STEEL 100mm

HALF INSERT S/STEEL 265 x 325mm



IS31782 : HALF INSERT S/STEEL 150mm

THIRD INSERT S/STEEL 180 x 325mm



IS31881 : THIRD INSERT LID S/STEEL

THIRD INSERT S/STEEL 180 x 325mm



IS31799 : THIRD INSERT S/STEEL 65mm  
IS31805 : THIRD INSERT S/STEEL 100mm

THIRD INSERT S/STEEL 180 x 325mm



IS31812 : THIRD INSERT S/STEEL 150mm

## SIXTH INSERT S/STEEL 176 x 162mm



IS31898  
SIXTH INSERT LID S/STEEL



IS31829  
SIXTH INSERT S/STEEL 65mm



IS31836  
SIXTH INSERT S/STEEL 100mm



IS31843  
SIXTH INSERT S/STEEL 150mm

## NINTH INSERT S/STEEL 176 x 108mm



IS31904  
NINTH INSERT LID S/STEEL



IS35315  
NINTH INSERT S/STEEL 65mm



IS31850  
NINTH INSERT S/STEEL 100mm



### CERAMIC INSERTS

NS14709 : FULL - H:100 W:325 L:530  
NS08517 : HALF - H:100 W:265 L:325  
NS08524 : THIRD - H:100 W:176 L:325

see *buffetware* pg171-173



### PLASTIC INSERTS

INF4065 : FULL INSERT POLYCARB CLEAR 65mm ; 7.2L  
INH4065 : HALF INSERT POLYCARB CLEAR 65mm ; 3.4L  
INT5063 : THIRD INSERT POLYCARB CLEAR 100mm ; 3.6L

see *buffetware* pg171-173

STEP 2

STEPS TO DETERMINE THE CORRECT RACK & EXTENDER COMBINATION:

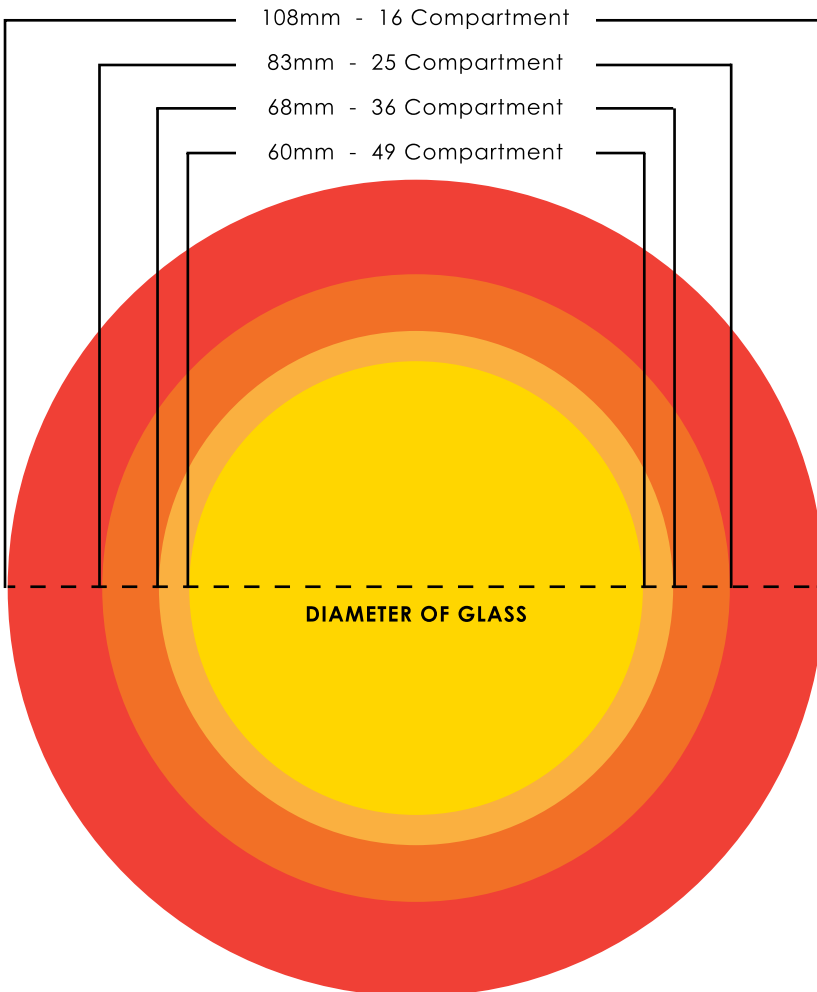
STEP 1

Place the head or foot of the glass on the circle below to determine your compartment base size.

STEP 2

Place the glass on the height chart to determine rack combination.

STEP 1



PLACE YOUR GLASS ON THIS CHART TO DETERMINE THE HEIGHT & RACK COMBINATION

243mm

- Max height 243mm  
- Base + 4 extenders

202mm

- Max height 202mm  
- Base + 3 extenders

161mm

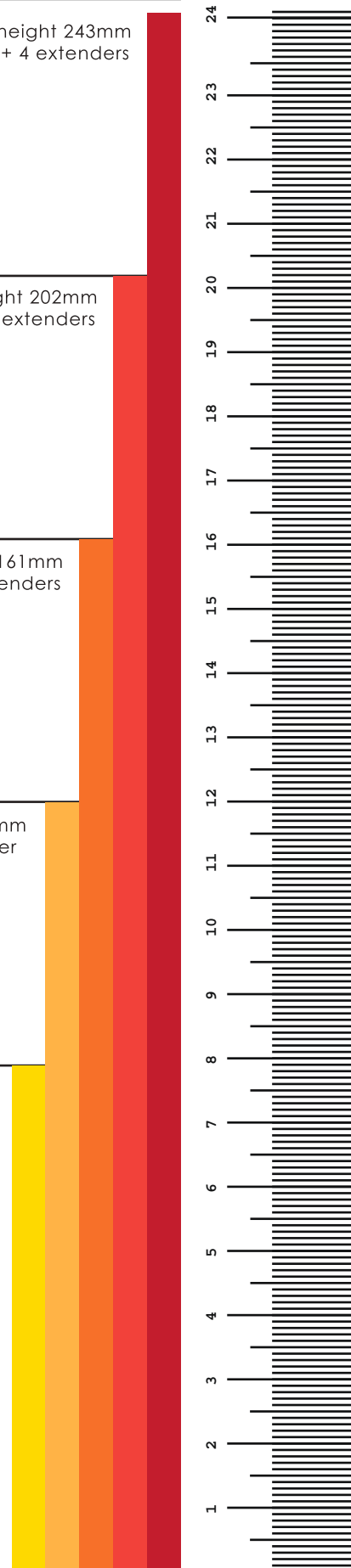
- Max height 161mm  
- Base + 2 extenders

120mm

- Max height 120mm  
- Base + 1 extender

79mm

- Max height 79mm  
- Base only





# DISH RACKS

NOVA  
CHEF

VALUE  
ITEM!



**9 COMPARTMENT**  
HF37234 : BASE  
HF37432 : EXTENDER



**16 COMPARTMENT**  
HF37241 : BASE  
HF37289 : EXTENDER



**25 COMPARTMENT**  
HF37258 : BASE  
HF37449 : EXTENDER



**36 COMPARTMENT**  
HF37265 : BASE  
HF37296 : EXTENDER



**49 COMPARTMENT**  
HF37272 : BASE  
HF37302 : EXTENDER



**DISH RACK**  
HF37340  
CUP BASE

**VALUE  
ITEM!**

**NOVA**  
CHEF

## DISH RACKS

HIGH QUALITY - 5 STAR



**DISH RACK**  
HF37333  
CUTLERY BASE



**DISH RACK**  
HF37357  
CUTLERY HOLDER



**DISH RACK**  
HF37319  
OPEN EXTENDER



**DISH RACK**  
HF37326  
PLATE BASE



# PLASTIC SMALLS



LU30037 : CUTLERY TRAY 4 DIVISION



LU42047 : TOTE BOX - 500 x 350 x 145mm



## MEAT TRAY PLASTIC

- MP43754 : LARGE 728 x 327 x 235mm WHITE
- MP36923 : MEDIUM 590 x 340 x 200mm WHITE
- MP43709 : SMALL 440 x 310 x 168mm WHITE
- MP43716 : SMALL 440 x 310 x 168mm **RED**
- MP43723 : SMALL 440 x 310 x 168mm **YELLOW**
- MP43730 : SMALL 440 x 310 x 168mm **BLUE**
- MP43747 : SMALL 440 x 310 x 168mm **GREEN**



- IBP0043 : INGREDIENT BIN 43L
- IBP0085 : INGREDIENT BIN 85L 450 x 630mm WHITE  
- INCLUDES LID



- CTS0001 : CUTLERY SAVER - FOR IBP0085/ IBP1085
- IBP0001 : INGREDIENT BIN MOBILE DOLLEY - METAL





LU42078 : BUCKET AND WRINGER PLASTIC



LU42061 : WET FLOOR SIGN



LU42085 : MOP COMPLETE  
LU42092 : MOP HEAD CLIP ONLY  
LU42108 : MOP HANDLE ONLY



LU42054 : DUST PAN AND BRUSH SET PLASTIC



**CARBON**

# BLENDERS

## INTRODUCING OUR NEW COMMERCIAL BLENDERS

**CARBON**  
BLEND F3

MOTOR: Copper motor with overload cut out switch & safety jug; start / stop switch

**FUNCTIONS: Manual Power Selection Dial; Pulse Switch & Timer Switch**

IEC & NRCS approved

**ONE YEAR GUARANTEE**

JUG: 2 Litre Jug with rubber handle (BPA FREE)

WATTAGE: 3HP Industrial 1800 Wattage motor

Variable speed control.

Over-heat protection.



SY46144 : F3 CARBON BLENDER 2L WITH SOUND COVER - **BLACK**



### SPARE PARTS F3



SY9003J : BLENDER ROUND JUG 2L INCL.LID (F3)

### SPARE PARTS F3



SY9003B : BLENDER BLADE (F3)

### SPARE PARTS F3



SY9003FB : BLENDER BOTTOM PLATE (F3)  
SY9003R : BLENDER RUBBER PAD (F3)



### INTRODUCING OUR NEW COMMERCIAL BLENDERS

#### CARBON

**BLEND F1**

**MOTOR:** Copper motor with overload cut out switch & safety jug; start / stop switch

**FUNCTIONS:** Manual Power Selection Dial & Pulse Functions

IEC & NRCS approved

**ONE YEAR GUARANTEE**

JUG: 2 Litre Jug (Tritan BPA FREE)

VOLTAGE: 220-240V 50-60Hz

WATTAGE: 1800 Wattage motor

NOISE: 83Db

DIMENSIONS: H:510 x W:190 xD:200mm

WEIGHT: 5.1kg



SY40661 : F1 CARBON BLENDER 2L- **BLACK**

#### CARBON

**BLEND F2**

**MOTOR:** Copper motor with overload cut out switch & safety jug; start / stop switch

**FUNCTIONS:** Three pre-set speeds & one touch timer function; pulse function

IEC & NRCS approved

**ONE YEAR GUARANTEE**

JUG: 2 Litre Jug (Tritan BPA FREE)

VOLTAGE: 220-240V 50-60Hz

WATTAGE: 1800 Wattage motor

NOISE: 83Db

DIMENSIONS: H:510 x W:190 xD:200mm

WEIGHT: 5.1kg



SY41163 : F2 CARBON BLENDER 2L - **BLACK**



SY41149 : F1 CARBON BLENDER 2L - **WHITE**



SY41132 : F1 CARBON BLENDER 2L - **RED**



SY41842 : F2 CARBON BLENDER 2L - **WHITE**



SY41859 : F2 CARBON BLENDER 2L - **RED**





**CARBON**

# BLENDERS

## INTRODUCING OUR NEW COMMERCIAL BLENDERS SPARE PARTS F1 & F2



SY767J : BLENDER ROUND JUG 2L (F1 & F2)  
SY767B : BLENDER BLADE (F1 & F2)

## SPARE PARTS F1 & F2



SY767G : BLENDER DRIVE SOCKET GEAR / CLUTCH (F1&F2)  
SY767SB : STIR BAR (F1 & F2)

## SPARE PARTS F1



SY767SOO : BLENDER ON-OFF SWITCH (F1)  
SY767SK : BLENDER SPEED KNOB (F1)  
SY767SP : BLENDER PULSE SWITCH (F1)

## SPARE PARTS F2



SY767P : BLENDER PANEL PCB (F2)

## SPARE PARTS F1 & F2



SY767M : BLENDER MOTOR (F1 & F2)

## ALL IN ONE - DELICIOUS & NUTRITIOUS



FRUIT JUICE



MILKSHAKE



JAM



SMOOTHIES



SOUPS



PUREE

**SMARTBLEND**

*Smoothies  
Cocktails  
Shakes  
Soups  
Puree*



**VORTEX<sub>SC</sub>**



**VORTEX**



**STORM**

## SECTION INDEX

|                                      |       |
|--------------------------------------|-------|
| Blades for Veg prep machine .....    | 6     |
| Blenders .....                       | 7     |
| Bowl Cutters .....                   | 8     |
| Bread mixers .....                   | 15    |
| Cake mixers .....                    | 12-14 |
| Chip cutters .....                   | 9     |
| Cold meat slicers .....              | 11    |
| Dough divider & rounder .....        | 17    |
| Dough mixers .....                   | 15-16 |
| Dough rollers .....                  | 18    |
| Dough sheeters .....                 | 19    |
| Food processors .....                | 8     |
| Fry cutters .....                    | 9     |
| Kitchen assistant .....              | 12    |
| Meat slicers .....                   | 11    |
| Mixers .....                         | 12-16 |
| Pastry sheeters .....                | 19    |
| Pizza dough rollers .....            | 18    |
| Planetary mixers .....               | 12-14 |
| Polony slicers .....                 | 11    |
| Potato chippers .....                | 9     |
| Slicers .....                        | 11    |
| Smoothie makers .....                | 7     |
| Spiral dough mixers .....            | 15-16 |
| Spiral potato cutter .....           | 10    |
| Vegetable preparation machines ..... | 6     |







## FEATURES

- Aluminium and magnesium alloy body
- Fitted with a safety micro switch to stop operation when cover is opened
- Ventilated motor, allowing continuous operation
- Motor thermal protection against over heating
- Removable hinged lid equipped with a large half moon hopper and cylindrical hopper
- Rounded edges for easy cleaning
- Easy to operate
- Feeder stick and cleaning brush included
- Fitted with (4x) non-slip rubber feet

## SPECIFICATIONS

|                 |  |
|-----------------|--|
| MODEL           | SmartChef HLC-300  |
| ELECTRICITY     | 0.55kW, 220V, Single Phase   |
| DIMENSIONS      | 200 x 490 x 500mm high   |
| WEIGHT          | 23kg   |
| SPEED           | 375rpm - Single speed  |
| HOPPER DIM      | Large half moon - 104cm <sup>2</sup><br>Cylindrical 58mm diameter  |
| BLADES INCLUDED | 2mm slicer<br>4mm slicer<br>2mm grater<br>3mm grater<br>7mm grater |

ORDER CODE

VPS0001



## OPTIONAL BLADES

### GRATING BLADES



| CUT DIM. | ORDER CODE |
|----------|------------|
| 3mm      | VPS1003    |
| 4mm      | VPS1004    |
| 7mm      | VPS1007    |

### JULIENNE BLADES



| CUT DIM. | ORDER CODE |
|----------|------------|
| 2.5mm    | VPS5025    |
| 4mm      | VPS5004    |
| 8mm      | VPS5008    |
| 10mm     | VPS5010    |

### SLICING BLADES



| CUT DIM. | ORDER CODE |
|----------|------------|
| 2mm      | VPS2002    |
| 4mm      | VPS2004    |
| 8mm      | VPS2008    |
| 10mm     | VPS2010    |
| 14mm     | VPS2014    |

### CURVED SLICING BLADES



| CUT DIM. | ORDER CODE |
|----------|------------|
| 1mm      | VPS3001    |
| 2mm      | VPS3002    |
| 5mm      | VPS3005    |

### CHIPPING BLADES

must be used with a slicing disk



| CUT DIM. | ORDER CODE |
|----------|------------|
| 8mm      | VPS4008    |
| 10mm     | VPS4010    |

### DICING BLADES

must be used with a slicing disk



| CUT DIM. | ORDER CODE |
|----------|------------|
| 8mm      | VPS6008    |
| 10mm     | VPS6010    |
| 12mm     | VPS6012    |
| 20mm     | VPS6020    |

### EJECTOR PLATE

|            |         |
|------------|---------|
| ORDER CODE | VPS9000 |
|------------|---------|



**FEATURES**

- Modern design ABS housing with an “unbreakable” food grade Polycarbonate jar
- Easy to use digital touch control panel with various speed, time and pulse action
- Polycarbonate soundproof cover to reduce noise
- Fitted with a stainless steel blade assembly
- Removable dosing cup and stir bar included
- Fitted with an over-heat, auto shut-off safety function
- Industrial grade, heavy duty motor with pure copper coil
- Housing fitted with non-slip base

**WITH SOUND COVER**

**SPECIFICATIONS**

|              |  |
|--------------|--|
| MODEL        | SmartBlend VORTEX SC 1680C                                       |
| ELECTRICITY  | 1.68kW, 220V, Single Phase                                       |
| DIMENSIONS   | 230 x 250 x 540mm high (closed)<br>230 x 250 x 790mm high (open) |
| WEIGHT       | 9kg  |
| SPEED        | 32 000rpm - Touch control  |
| JAR CAPACITY | 2Lt  |



**ORDER CODE**

**BSB1680C/C**

**FEATURES**

- ABS housing with “unbreakable” food grade Polycarbonate jar
- Precision blending with pulse action
- Fitted with an over-heat, auto shut-off safety function
- Industrial grade, heavy duty motor with pure copper coil
- Variable speed control
- Fitted with a stainless steel blade assembly
- Removable dosing cup and stir bar included
- Housing fitted with non-slip base



**SPECIFICATIONS**

|              |                            |
|--------------|----------------------------|
| MODEL        | SmartBlend VORTEX 1680     |
| ELECTRICITY  | 1.68kW, 220V, Single Phase |
| DIMENSIONS   | 230 x 250 x 520mm high     |
| WEIGHT       | 6kg                        |
| SPEED        | 32 000rpm - Analog control |
| JAR CAPACITY | 2Lt                        |

**ORDER CODE**

**BSB1680**



**SPECIFICATIONS**

|              |                            |
|--------------|----------------------------|
| MODEL        | SmartBlend STORM 112       |
| ELECTRICITY  | 1.1kW, 220V, Single Phase  |
| DIMENSIONS   | 225 x 210 x 490mm high     |
| WEIGHT       | 4kg                        |
| SPEED        | 26 000rpm - Analog control |
| JAR CAPACITY | 2Lt                        |

**ORDER CODE**

**BSB0112**

**OPTIONAL EXTRAS**

**2Lt JAR & TAMPER**

Compatible with - VORTEX SC 1680C & VORTEX 1680

**ORDER CODE** **BSB1680-JAR2L**

**2Lt JAR & TAMPER**

Compatible with - STORM 112

**ORDER CODE** **BSB0112-JAR2L**

# BOWL CUTTERS



## FEATURES

- Robust stainless steel body and bowl
- Lid is fitted with a large dosing cup to easily add liquid
- EMP.SD.01Y - Digital push stop/start button
- Fitted with a safety switch
- Transparent cover for easy viewing of product
- Easy removable cutting bowl and blades
- EMP.SD.15 - Double circuit timer with digital control panel
- Fitted with (4x) non-slip feet



## 8 LITRE TABLE MODEL

### SPECIFICATIONS

|               |                            |
|---------------|----------------------------|
| MODEL         | Empero SD.01Y              |
| ELECTRICITY   | 0.37kW, 220V, Single Phase |
| DIMENSIONS    | 295 x 490 x 365mm high     |
| WEIGHT        | 20kg                       |
| SPEED         | 1400rpm - Single speed     |
| BOWL DIM      | 240 x 180mm deep           |
| BOWL CAPACITY | 8Lt                        |

**ORDER CODE**                      **EMP.SD.01Y**



## 15 LITRE TABLE MODEL

### SPECIFICATIONS

|               |                           |
|---------------|---------------------------|
| MODEL         | Empero SD.15              |
| ELECTRICITY   | 0.90kW, 380V, 3 Phase + N |
| DIMENSIONS    | 380 x 625 x 515mm high    |
| WEIGHT        | 46kg                      |
| SPEED         | 750 ~ 1500rpm             |
| BOWL DIM      | 290 x 220mm deep          |
| BOWL CAPACITY | 15Lt                      |

**ORDER CODE**                      **EMP.SD.15**



## FEATURES

- Robust stainless steel body and bowl
- Transparent cover for easy viewing of the product
- Lid is fitted with a large dosing cup to easily add liquid
- Easy removable blade and bowl
- Fitted with a bowl tilting mechanism
- Double circuit timer and digital control panel
- Fitted with a safety switch

## 50 LITRE FLOOR STANDING

### SPECIFICATIONS

|               |                          |
|---------------|--------------------------|
| MODEL         | Empero SD.09             |
| ELECTRICITY   | 5.5kW, 380V, 3 Phase + N |
| DIMENSIONS    | 720 x 685 x 1245mm high  |
| WEIGHT        | 70kg                     |
| SPEED         | 750 ~ 1500rpm            |
| BOWL DIM      | 400 x 400mm              |
| BOWL CAPACITY | 50Lt                     |

**ORDER CODE**                      **EMP.SD.09**





### FEATURES

- Heavy-duty, nickel-plated ductile cast iron frame and handle
- Clean and durable stainless steel "V" trough for smooth operation
- Sure grip handle
- 290mm long at base
- 160mm height opening for loading vegetables
- Screw holes on base of legs for permanent mounting to table or wall
- Optional wall bracket available for ease of operation

### SPECIFICATIONS

DIMENSIONS 340 x 210 x 350mm high  
WEIGHT 7kg

MODEL Vollrath 47713  
CUT SIZE 7mm  
ORDER CODE **FCV0007**

MODEL Vollrath 47715  
CUT SIZE 11mm  
ORDER CODE **FCV0011**

**OPTIONAL WALL BRACKET**  
ORDER CODE

**FCV0000**



### FEATURES

- Heavy-duty, cast aluminum frame and handle
- Clean and durable stainless steel "V" trough for smooth operation
- Sure grip handle
- Screw holes on base of legs for permanent mounting to table or wall
- Supplied with 8, 10 and 12mm interchangeable blade sets
- Optional wall bracket available for ease of operation

### SPECIFICATIONS

MODEL SmartChef HC-02  
DIMENSIONS 430 x 220 x 330mm high  
CUT SIZE 8/10/12mm  
WEIGHT 3.5kg  
ORDER CODE **FCS0009**

**OPTIONAL WALL BRACKET**

ORDER CODE **WBS0000**



### FEATURES

- Heavy-duty, cast aluminum frame and handle
- Easy interchangeable block and blade
- Easy to operate
- Maximum potato size - 150mm
- Fitted with a heavy-duty spring
- Optional chipper bridge available

### SPECIFICATIONS

DIMENSIONS 330 x 140 x 640mm high  
WEIGHT 4kg

MODEL SmartChef HC-01/6  
CUT HOLES & SIZE 6 x 6 / 14mm  
ORDER CODE **CHS0006**

MODEL SmartChef HC-01/7  
CUT HOLES & SIZE 7 x 7 / 12mm  
ORDER CODE **CHS0007**

**OPTIONAL CHIPPER BRIDGE**

ORDER CODE **CBS0000**

# SPIRAL POTATO CUTTER

**SmartChef**



## FEATURES

- Manufactured from stainless steel
- Fitted with a replaceable stainless steel blade
- Fixed shaft with hole for the bamboo sign
- Fitted with (4x) non-slip rubber feet

## SPECIFICATIONS

MODEL SmartChef HSP-01  
DIMENSIONS 340 x 130 x 140mm high  
WEIGHT 1kg

ORDER CODE SPC0001



DURABLE HANDLE



NON-SLIP BASE



STAINLESS STEEL BLADES



FIXED SHAFT WITH HOLE



FIXED LOCK



SPIRAL SHAFT

## SPIRAL POTATOES IN 4 EASY STEPS



1 INSERT BAMBOO SIGN THROUGH POTATO



2 INSERT POTATO INTO SPIRAL CUTTER



3 ROTATE HANDLE UNTIL CUT THROUGH



4 REMOVE, FRY AND SERVE



## FEATURES

- The slicer is built with polished cast aluminum
- Easy to use and clean with little maintenance
- Double ball bearing blade support
- Double stone sharpening accessory included
- Strong fan silenced with professional motor
- Very sturdy design
- The blade is made from non-sticking steel
- Sliding carriage on Teflon bushings with a heavy duty food holder
- Two button on-off switch
- Fitted with 4 non-slip feet



## SPECIFICATIONS

|                 |                            |
|-----------------|----------------------------|
| MODEL           | Celme FY220                |
| ELECTRICITY     | 0.16kW, 220V, Single Phase |
| DIMENSIONS      | 440 x 360 x 330mm high     |
| WEIGHT          | 10kg                       |
| BLADE DIAMETER  | 220mm                      |
| SLICE THICKNESS | 0 ~ 16mm                   |
| USEFUL CUT      | 220 x 165mm                |

**ORDER CODE**

**MSC0220**



## SPECIFICATIONS

|                 |                            |
|-----------------|----------------------------|
| MODEL           | Celme Family 275           |
| ELECTRICITY     | 0.16kW, 220V, Single Phase |
| DIMENSIONS      | 530 x 420 x 390mm high     |
| WEIGHT          | 15kg                       |
| BLADE DIAMETER  | 275mm                      |
| SLICE THICKNESS | 0 ~ 16mm                   |
| USEFUL CUT      | 230 x 180mm                |

**ORDER CODE**

**MSC0275**



## SPECIFICATIONS

|                 |                            |
|-----------------|----------------------------|
| MODEL           | Celme Family 300           |
| ELECTRICITY     | 0.22kW, 220V, Single Phase |
| DIMENSIONS      | 580 x 470 x 420mm high     |
| WEIGHT          | 21kg                       |
| BLADE DIAMETER  | 300mm                      |
| SLICE THICKNESS | 0 ~ 16mm                   |
| USEFUL CUT      | 245 x 195mm                |

**ORDER CODE**

**MSC0300**







**SUPPLIED WITH**

- 7Lt stainless steel beater bowl
- Polyethylene bowl cover
- Dough scraper & spatula
- 3.5Lt clear plastic beater bowl
- Dough roller
- Balloon whisk
- Dough hook
- Cookie beater

**FEATURES**

- Cast aluminum body
- The open bowl makes it easy to add ingredients and see the dough
- The bowl spins on the assistant base
- The weighted base bottom creates stability
- Multi functional - more than 16 different functions
- Fitted with 12 minute timer
- Variable speed control

**SPECIFICATIONS**

|                    |                              |
|--------------------|------------------------------|
| MODEL              | Ankarsrum Assistant Original |
| ELECTRICITY        | 1.5kW, 220V, Single Phase    |
| DIMENSIONS         | 270 x 360 x 370mm high       |
| WEIGHT             | 9kg                          |
| DRY FLOUR CAPACITY | 3kg                          |
| CAPACITY           | 7Lt / 5kg                    |
| PLANETARY SPEED    | 45 ~ 130rpm                  |

**ORDER CODE**

**AKM6230**



## OPTIONAL EXTRAS



## DELUXE PACKAGE INCLUDES

- 3 Sausage horns 10 / 20 / 25mm
- Feeder tray & feeder plug
- 4 x hole discs plates 2.5 / 4.5 / 6 / 8mm
- Mincer
- Grater
- Cookie attachment
- Citrus press
- Strainer
- Pasta discs
- Blender jug
- Splash guard for mincer

ORDER CODE

AKM920900067

## INDIVIDUAL ATTACHMENTS



Meat mincer & sausage horn 10 / 20 / 25mm  
AKM920900057



Hole discs for mincer 2,5 / 4,5 / 6 / 8mm  
AKM920900052/3/4/5



Grater attachment for mincer  
AKM920900034



Strainer attachment for mincer  
AKM920900033



Cookie attachment for mincer  
AKM920900035



Pasta discs for mincer  
AKM920900036



1.5Lt Blender jug  
AKM920900066



1.2Lt Citrus press  
AKM920900026



Vegetable cutter  
AKM920900043



Extra grating drums  
AKM920900044



Pasta roller - Lasagne  
AKM920900063



Pasta cutter - Fettuccine  
AKM920900064



Pasta cutter - Spaghetti  
AKM920900065



Flour and coffee grinder  
AKM920900045



Flake mill  
AKM920900046

## COLOUR OPTIONS



MATTE BLACK  
AKM6230B



BLACK DIAMOND  
AKM6230BD



JUBILEE SILVER  
AKM6230JS



ROYAL BLUE  
AKM6230RB



OCEAN BLUE  
AKM6230OB



FOREST GREEN  
AKM6230FG



CREME  
AKM6230C



LIGHT CREME  
AKM6230CL



MINERAL WHITE  
AKM6230MW



RED  
AKM6230R



PURE ORANGE  
AKM6230PO



SUNBEAM YELLOW  
AKM6230SY



**FEATURES**

- All metal construction with enamel coating
- Bowl can be lifted and lowered with the wheel action lifting mechanism
- Fitted with safety guard
- 3 Speed options
- Supplied with 3 attachments:
  - Whisk for stirring liquids and beating eggs
  - Flat beater for mixing soft batter
  - Dough hook for mixing soft dough batter

**SUPPLIED ATTACHMENTS**



**DOUGH HOOK**



**FLAT BEATER**



**WIRE WHISK**

**10 LITRE**

**SPECIFICATIONS**

MODEL BakeMark B10-BL  
ELECTRICITY 0.37kW, 220V, Single Phase  
DIMENSIONS 444 x 360 x 650mm high  
WEIGHT 50kg  
DRY FLOUR CAPACITY 1kg  
SPEED 110 / 220 / 420rpm  
DRIVE METHOD Gear

**ORDER CODE** **PMB0010**



**20 LITRE**

**SPECIFICATIONS**

MODEL BakeMark B20-BL  
ELECTRICITY 1.1kW, 220V, Single Phase  
DIMENSIONS 513 x 405 x 762mm high  
WEIGHT 65kg  
DRY FLOUR CAPACITY 3kg  
SPEED 110 / 220 / 420rpm  
DRIVE METHOD Gear

**ORDER CODE** **PMB0020**



**30 LITRE**

**SPECIFICATIONS**

MODEL BakeMark B30-B  
ELECTRICITY 1.5kW, 220V, Single Phase  
DIMENSIONS 545 x 440 x 882mm high  
WEIGHT 82kg  
DRY FLOUR CAPACITY 6kg  
SPEED 110 / 220 / 420rpm  
DRIVE METHOD Gear

**ORDER CODE** **PMB0030**



**40 LITRE**

**SPECIFICATIONS**

MODEL BakeMark B40-B  
ELECTRICITY 2kW, 220V, Single Phase  
DIMENSIONS 620 x 630 x 1011mm high  
WEIGHT 150kg  
DRY FLOUR CAPACITY 8kg  
SPEED 65 / 102 / 296rpm  
DRIVE METHOD Belt

**ORDER CODE** **PMB0040**





# SPIRAL DOUGH MIXERS FLOOR STANDING



## FEATURES

- Robust construction
- The particular shape of the spiral allows for a perfectly mixed dough
- Bowl, spiral, central column and protection grid is made from stainless steel
- Oil bath gear motor provides a particular silent transmission system
- Fitted with protection grid for increased safety
- Two speed motor is available on request on 3 Phase models
- Fitted with a 60 minute timer
- Fitted with an Emergency Stop switch
- Fitted with non-slip feet

## 10 LITRE

### SPECIFICATIONS

|              |                            |
|--------------|----------------------------|
| MODEL        | BakeMark HS10              |
| ELECTRICITY  | 0.75kW, 220V, Single Phase |
| DIMENSIONS   | 540 x 315 x 770mm high     |
| WEIGHT       | 60kg                       |
| DOUGH WEIGHT | 7kg                        |
| SHAFT SPEED  | 250 rpm                    |
| BOWL SPEED   | 25 rpm                     |

ORDER CODE **DMB0010**



## 20 LITRE

### SPECIFICATIONS

|              |                           |
|--------------|---------------------------|
| MODEL        | BakeMark BHS20A           |
| ELECTRICITY  | 1.5kW, 220V, Single Phase |
| DIMENSIONS   | 700 x 500 x 770mm high    |
| WEIGHT       | 75kg                      |
| DOUGH WEIGHT | 16kg                      |
| SHAFT SPEED  | 125 / 250 rpm             |
| BOWL SPEED   | 12.5 / 25 rpm             |

ORDER CODE **DMB0020**



## 30 LITRE

### SPECIFICATIONS

|              |                         |
|--------------|-------------------------|
| MODEL        | BakeMark BHS30A         |
| ELECTRICITY  | 2kW, 220V, Single Phase |
| DIMENSIONS   | 770 x 550 x 850mm high  |
| WEIGHT       | 114kg                   |
| DOUGH WEIGHT | 25kg                    |
| SHAFT SPEED  | 125 / 250 rpm           |
| BOWL SPEED   | 12.5 / 25 rpm           |

ORDER CODE **DMB0030**



## 50 LITRE

### SPECIFICATIONS

|              |                          |
|--------------|--------------------------|
| MODEL        | BakeMark HS50            |
| ELECTRICITY  | 2.2kW, 380V, 3 Phase + N |
| DIMENSIONS   | 770 x 550 x 850mm high   |
| WEIGHT       | 160kg                    |
| DOUGH WEIGHT | 42kg                     |
| SHAFT SPEED  | 125 / 250 rpm            |
| BOWL SPEED   | 12.5 / 25 rpm            |

ORDER CODE **DMB0050**



# SPIRAL DOUGH MIXERS FLOOR STANDING



## FEATURES

- Robust construction
- The particular shape of the spiral allows for a perfectly mixed dough
- Bowl, spiral, central column and protection grid is made from stainless steel
- Oil bath gear motor provides a particular silent transmission system
- Fitted with protection grid for increased safety
- Two speed motor is available on request on 3 Phase models
- Fitted with a 30 minute timer
- Fitted with castors for ease of movement and cleaning

## 20 LITRE

### SPECIFICATIONS

|               |                            |
|---------------|----------------------------|
| MODEL         | Prismafood IBM 20          |
| ELECTRICITY   | 0.75kW, 220V, Single Phase |
| DIMENSIONS    | 430 x 740 x 860mm high     |
| WEIGHT        | 62kg                       |
| DOUGH WEIGHT  | 17kg                       |
| BOWL DIAMETER | 360mm                      |
| OUTPUT        | Up to 56kg per hour        |

ORDER CODE

DMP1020



## 30 LITRE

### SPECIFICATIONS

|               |                        |
|---------------|------------------------|
| DIMENSIONS    | 440 x 770 x 770mm high |
| WEIGHT        | 87kg                   |
| DOUGH WEIGHT  | 25kg                   |
| BOWL DIAMETER | 400mm                  |
| OUTPUT        | Up to 88kg per hour    |

MODEL  
ELECTRICITY

Prismafood IBM 30  
1.1kW, 220V, Single Phase

ORDER CODE

DMP1030

MODEL  
ELECTRICITY

Prismafood IBT 30  
1.1kW, 380V, 3 Phase + N

ORDER CODE

DMP3030



## 50 LITRE

### SPECIFICATIONS

|               |                          |
|---------------|--------------------------|
| MODEL         | Prismafood IBT 50        |
| ELECTRICITY   | 1.5kW, 380V, 3 Phase + N |
| DIMENSIONS    | 480 x 790 x 820mm high   |
| WEIGHT        | 98kg                     |
| DOUGH WEIGHT  | 42kg                     |
| BOWL DIAMETER | 450mm                    |
| OUTPUT        | Up to 128kg per hour     |

ORDER CODE

DMP3050



# DOUGH DIVIDER & ROUNDER SEMI-AUTOMATIC



## FEATURES

- Heavy duty rigid cast iron construction
- Heat treated enamel finish resists rust, scratches and dents
- Dual stage, semi-automatic operation
- Stainless steel cutting knives, divides dough into 30 equal pieces
- Self-lubricating, enclosed motor for food safety and low maintenance
- The weight of the dough pieces can be adjusted between 30 and 100g
- Includes two divider rounder plates

## SPECIFICATIONS

|                 |                            |
|-----------------|----------------------------|
| MODEL           | BakeMark HLM-30S           |
| ELECTRICITY     | 0.75kW, 220V, Single Phase |
| DIMENSIONS      | 550 x 720 x 1350mm high    |
| WEIGHT          | 290kg                      |
| OUTPUT          | 30pcs                      |
| DOUGH WEIGHT    | 30 ~ 100g per piece        |
| PROCESSING TIME | 10 ~ 13 seconds            |

## ORDER CODE

DDR-HLM-30S





## FEATURES

- Machine body manufactured from stainless steel
- Fitted with exclusive, patented automatic "Touch and Go" system. Sensors automatically switch the machine on when the operator puts dough onto the slope
- The working time can be set from 10 - 35 seconds
- Thickness adjustment knob on rollers
- Rollers are protected in transparent plexiglass for maximum safety with optimal visibility
- Easy to operate
- DMA 500/1 - Supplied with an electric foot pedal
- Can be mounted onto a table for increased stability



## DOUBLE ROLLER TILTED

### SPECIFICATIONS

|                     |                            |
|---------------------|----------------------------|
| MODEL               | Prismafood DSA 420 T.GO    |
| ELECTRICITY         | 0.25kW, 220V, Single Phase |
| DIMENSIONS          | 585 x 330 x 790mm high     |
| WEIGHT              | 36kg                       |
| PIZZA BASE DIAMETER | 260 ~ 400mm                |
| BASE THICKNESS      | 1 ~ 5mm                    |
| DOUGH WEIGHT        | 210 ~ 700gr                |

ORDER CODE

PRP0040



- Tilted upper roller
- Ideal for round pizza thanks to the presence of the central sling bar



## DOUBLE ROLLER PARALLEL

### SPECIFICATIONS

|                     |                            |
|---------------------|----------------------------|
| MODEL               | Prismafood DSA 420 RP T.GO |
| ELECTRICITY         | 0.25kW, 220V, Single Phase |
| DIMENSIONS          | 585 x 330 x 790mm high     |
| WEIGHT              | 36kg                       |
| PIZZA BASE DIAMETER | 260 ~ 400mm                |
| BASE THICKNESS      | 1 ~ 5mm                    |
| DOUGH WEIGHT        | 210 ~ 700g                 |

ORDER CODE

PRP0041



- Parallel rollers
- Ideal for pizza on tray (rectangular shape)



## SINGLE ROLLER

### SPECIFICATIONS

|                     |                            |
|---------------------|----------------------------|
| MODEL               | Prismafood DMA 500/1       |
| ELECTRICITY         | 0.25kW, 220V, Single Phase |
| DIMENSIONS          | 650 x 345 x 430mm high     |
| WEIGHT              | 27kg                       |
| PIZZA BASE DIAMETER | 260 ~ 450mm                |
| BASE THICKNESS      | 1 ~ 5mm                    |
| DOUGH WEIGHT        | 210 ~ 700g                 |

ORDER CODE

PRP0050





**FEATURES**

- Machine body manufactured from stainless steel
- Overload protection and open-phase protection function
- Collapsible for space saving purposes
- Fitted with (4x) casters, 2 lockable



**630mm BELT SPECIFICATIONS**

|                       |                           |
|-----------------------|---------------------------|
| MODEL                 | BakeMark QS-630B          |
| ELECTRICITY           | 1.1kW, 220V, Single Phase |
| EXPANDED DIMENSIONS   | 1000 x 3100 x 1100mm high |
| STOWED DIMENSIONS     | 1000 x 720 x 1700mm high  |
| WEIGHT                | 268kg                     |
| MAX. DOUGH CAPACITY   | 6.5kg                     |
| BELT SIZE             | 630 x 2400mm              |
| ROLLER ADJUSTABLE GAP | 1 ~ 40mm                  |

**ORDER CODE**

**PSB-QS-630B**



**400mm BELT SPECIFICATIONS**

|                       |                           |
|-----------------------|---------------------------|
| MODEL                 | BakeMark QS-400B          |
| ELECTRICITY           | 0.4kW, 220V, Single Phase |
| EXPANDED DIMENSIONS   | 760 x 2000 x 1040mm high  |
| STOWED DIMENSIONS     | 760 x 620 x 1310mm high   |
| WEIGHT                | 160kg                     |
| MAX. DOUGH CAPACITY   | 4kg                       |
| BELT SIZE             | 400 x 1600mm              |
| ROLLER ADJUSTABLE GAP | 1 ~ 35mm                  |

**ORDER CODE**

**PSB-QS-400B**



## SECTION INDEX

|                                     |       |
|-------------------------------------|-------|
| Continuous sealers .....            | 24    |
| Double chamber vacuum sealers ..... | 22    |
| Hand-press impulse sealers .....    | 25    |
| Heat sealing machines .....         | 25    |
| Horizontal continuous sealers ..... | 24    |
| Impulse sealers .....               | 25    |
| Single chamber vacuum sealers ..... | 23    |
| Vacuum sealers .....                | 22-23 |
| Vertical continuous sealers .....   | 24    |
| Wrapping machines .....             | 25    |







**FEATURES**

- External structure and chamber made from stainless steel
- Double alternating chambers increases productivity
- Spring loaded lid stabilising arms for easy operation
- Fitted with stainless steel lid handles
- High density lid gasket for superior sealing during routine work
- Waterproof digital control panel
- Automatic vacuum extraction and sealing
- Can seal multiple types of materials
- Fitted with (4x) castors

**500mm SEALING BAR (FLOOR STANDING)**

**SPECIFICATIONS**

|                   |                             |
|-------------------|-----------------------------|
| MODEL             | SmartVac DZ-500/2SB         |
| ELECTRICITY       | 220V, Single Phase          |
| PUMP / SEAL POWER | 2kW / 0.8kW                 |
| DIMENSIONS        | 1250 x 650 x 970mm high     |
| CHAMBER SIZE      | (2x) 540 x 420 x 150mm deep |
| SEALING BAR       | (4x) 500 x 10mm             |
| WEIGHT            | 186kg                       |
| OUTPUT            | 2-6 times/min               |

**ORDER CODE**

**VPS0500**



**DOUBLE CHAMBERS**

- Work in turns
- Increased efficiency
- More convenience



## FEATURES

- External structure and chamber made from stainless steel
- Wide lid opening for easy operation
- Waterproof digital control panel
- DZ450, DZ300 & DZ260C Fitted with 4 non-slip feet
- Clear Plexiglas domed-lid allows for full view of process
- High density lid gasket for superior sealing during routine work
- Automatic vacuum extraction, \*gas flushing and sealing
- DZ400 fitted with (4x) castors

\* Option available for Models DZ300 and DZ400



### 400mm SEALING BAR (FLOOR STANDING)



#### SPECIFICATIONS

|                   |                        |
|-------------------|------------------------|
| ELECTRICITY       | 220V, Single Phase     |
| PUMP / SEAL POWER | 0.9kW / 0.8kW          |
| DIMENSIONS        | 530 x 490 x 950mm high |
| CHAMBER SIZE      | 420 x 440 x 70mm deep  |
| SEALING BAR       | (2x) 400 x 10mm        |
| WEIGHT            | 62kg                   |
| OUTPUT            | 2-4 times/min          |

#### WITHOUT GAS FLUSH

|            |                 |
|------------|-----------------|
| MODEL      | SmartVac DZ-400 |
| ORDER CODE | VPS0400         |

#### WITH GAS FLUSH

|            |                  |
|------------|------------------|
| MODEL      | SmartVac DZ-400G |
| ORDER CODE | VPS0400-GF       |

### 300mm SEALING BAR (TABLE MODEL)



#### SPECIFICATIONS

|                   |                        |
|-------------------|------------------------|
| ELECTRICITY       | 220V, Single Phase     |
| PUMP / SEAL POWER | 0.3kW / 0.7kW          |
| DIMENSIONS        | 570 x 460 x 430mm high |
| CHAMBER SIZE      | 382 x 320 x 50mm deep  |
| SEALING BAR       | 300 x 8mm              |
| WEIGHT            | 38kg                   |
| OUTPUT            | 2-4 times/min          |

#### WITHOUT GAS FLUSH

|            |                 |
|------------|-----------------|
| MODEL      | SmartVac DZ-300 |
| ORDER CODE | VPS0300         |

#### WITH GAS FLUSH

|            |                  |
|------------|------------------|
| MODEL      | SmartVac DZ-300G |
| ORDER CODE | VPS0300-GF       |

### 450mm SEALING BAR (TABLE MODEL)



#### SPECIFICATIONS

|                   |                        |
|-------------------|------------------------|
| MODEL             | SmartVac DZ-450        |
| ELECTRICITY       | 220V, Single Phase     |
| PUMP / SEAL POWER | 0.9kW / 0.8kW          |
| DIMENSIONS        | 560 x 520 x 460mm high |
| CHAMBER SIZE      | 460 x 450 x 220mm deep |
| SEALING BAR       | (2x) 450 x 10mm        |
| WEIGHT            | 68kg                   |
| OUTPUT            | 2-4 times/min          |

|            |         |
|------------|---------|
| ORDER CODE | VPS0450 |
|------------|---------|

### 260mm SEALING BAR (TABLE MODEL)



#### SPECIFICATIONS

|                   |                        |
|-------------------|------------------------|
| MODEL             | SmartVac DZ-260C       |
| ELECTRICITY       | 220V, Single Phase     |
| PUMP / SEAL POWER | 0.12kW / 0.4kW         |
| DIMENSIONS        | 480 x 330 x 320mm high |
| CHAMBER SIZE      | 320 x 270 x 57mm deep  |
| SEALING BAR       | 260 x 8mm              |
| WEIGHT            | 36kg                   |
| OUTPUT            | 2-4 times/min          |

|            |         |
|------------|---------|
| ORDER CODE | VPS0260 |
|------------|---------|

## FEATURES

- This product finishes continuous carrying, sealing and printing in one operation
- Fitted with an electronic constant temperature control system
- Fitted with a stepless speed adjusting transmission mechanism
- Pure aluminum turbine box, polyoxymethylene gear and a high-power 80W copper core motor ensures high power, stable performance, low noise and high efficiency
- Fitted with an emergency stop switch to stop quickly in case of emergency
- Fitted with a pure copper heating block - evenly heated and durable
- The machine is supplied with an embossing wheel and a printing wheel as standard
- The sealing width is 6-12mm, which can be adjusted manually
- Fitted with non-slip feet
- The Vertical continuous sealer allows you to package and seal liquids as well



## VERTICAL SPECIFICATIONS

|                   |                            |
|-------------------|----------------------------|
| MODEL             | SmartVac FR-880-LW         |
| ELECTRICITY       | 0.85kW, 220V, Single Phase |
| DIMENSIONS        | 860 x 420 x 350mm high     |
| WEIGHT            | 20kg                       |
| SEAL WIDTH        | 6 ~ 12mm                   |
| OUTPUT            | 0 ~ 12m/min                |
| TEMPERATURE RANGE | 0 ~ 300°C                  |
| MAX LOAD          | 5kg                        |



ORDER CODE **SMS0880-LW**

## HORIZONTAL SPECIFICATIONS

|                   |                            |
|-------------------|----------------------------|
| MODEL             | SmartVac FR-880            |
| ELECTRICITY       | 0.85kW, 220V, Single Phase |
| DIMENSIONS        | 860 x 420 x 350mm high     |
| WEIGHT            | 19kg                       |
| SEAL WIDTH        | 6 ~ 12mm                   |
| OUTPUT            | 0 ~ 12m/min                |
| TEMPERATURE RANGE | 0 ~ 300°C                  |
| MAX LOAD          | 5kg                        |



ORDER CODE **SMS0880**



**VERTICAL SEALER**  
IDEAL FOR SEALING LIQUIDS



**HORIZONTAL SEALER**  
IDEAL FOR SEALING DRY FOODS



# HAND PRESS IMPULSE SEALERS



## FEATURES

- Body is manufactured from heavy duty painted steel
- Fitted with a timer control and a LED indicator light
- No pre-heating required
- Seals a variety of materials
- Light weight and portable
- Fitted with (4x) non-slip feet

### 400mm SEALING BAR

#### SPECIFICATIONS

MODEL SmartVac PFS-400i  
 ELECTRICITY 0.6kW, 220V, Single Phase  
 DIMENSIONS 550 x 85 x 180mm high  
 WEIGHT 2.8kg  
 SEALING BAR 400mm  
 HEATING TIME 0.2 ~ 1.5sec

ORDER CODE

HSM1400



### 300mm SEALING BAR

#### SPECIFICATIONS

MODEL SmartVac PFS-300i  
 ELECTRICITY 0.4kW, 220V, Single Phase  
 DIMENSIONS 450 x 85 x 180mm high  
 WEIGHT 2.5kg  
 SEALING BAR 300mm  
 HEATING TIME 0.2 ~ 1.5sec

ORDER CODE

HSM1300



### 200mm SEALING BAR

#### SPECIFICATIONS

MODEL SmartVac PFS-200i  
 ELECTRICITY 0.3W, 220V, Single Phase  
 DIMENSIONS 320 x 80 x 150mm high  
 WEIGHT 1.8kg  
 SEALING BAR 200mm  
 HEATING TIME 0.2 ~ 1.5sec

ORDER CODE

HSM1200



# WRAPPING MACHINE



## FEATURES

- Body is manufactured from stainless steel
- Light weight and portable
- Fitted with (4x) non-slip feet

### 430mm

#### SPECIFICATIONS

MODEL SmartVac HWM-430  
 ELECTRICITY 0.75kW, 220V, Single Phase  
 DIMENSIONS 430 x 660 x 155mm high  
 WEIGHT 5kg  
 MAX ROLL SIZE 380mm

ORDER CODE

WMS0430



### 550mm

#### SPECIFICATIONS

MODEL SmartVac HWM-550  
 ELECTRICITY 0.75kW, 220V, Single Phase  
 DIMENSIONS 550 x 660 x 155mm high  
 WEIGHT 7kg  
 MAX ROLL SIZE 500mm

ORDER CODE

WMS0550

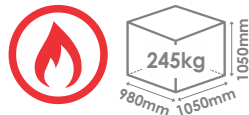


## SECTION INDEX

|                                   |               |
|-----------------------------------|---------------|
| Boiling tables (Gas) .....        | 29            |
| Brat pans .....                   | 38-39         |
| Char grillers (Gas) .....         | 30            |
| Charcoal ovens .....              | 76-77         |
| Chip dumps .....                  | 46            |
| Combi steam ovens                 |               |
| • Electricity .....               | 60-64, 67     |
| • Gas .....                       | 65            |
| Cone bakers .....                 | 53            |
| Contact grills .....              | 48            |
| Convection ovens .....            | 66, 68-69, 74 |
| Conveyor toasters .....           | 50            |
| Cooking ranges                    |               |
| • Electric (Full) .....           | 36-37         |
| • Gas (Full) .....                | 28            |
| • Gas (Electric oven) .....       | 34-35         |
| Crepe makers .....                | 54            |
| Deck ovens                        |               |
| • Electric .....                  | 78, 84-86     |
| • Gas .....                       | 87            |
| Dough proofers .....              | 75            |
| Flat top griddles                 |               |
| • Electric .....                  | 47            |
| • Gas .....                       | 31, 47        |
| Fryers                            |               |
| • Electric (Floor standing) ..... | 42            |
| • Electric (Table model) .....    | 45            |
| • Gas (Floor standing) .....      | 43            |
| • Pressure .....                  | 44            |
| Induction cookers .....           | 41            |
| Microwave ovens .....             | 52            |
| Oven grids & pans .....           | 70, 88        |
| Ovens                             |               |
| • Charcoal ovens .....            | 76-77         |
| • Convection ovens .....          | 66, 68-69, 74 |
| • Combi steam ovens .....         | 60-65, 67     |
| • Deck ovens .....                | 78, 84-87     |
| • Pastry ovens .....              | 66, 68-69, 74 |
| • Pizza ovens .....               | 78-82         |
| Proofers .....                    | 75            |
| Radiant grillers (Gas) .....      | 30            |
| Rice cookers .....                | 52            |
| Salamanders .....                 | 51            |
| Sandwich toasters .....           | 49            |
| Shawarma machines .....           | 40            |
| Tilting pans .....                | 38-39         |
| Toasters                          |               |
| • Contact grills .....            | 48            |
| • Conveyor .....                  | 50            |
| • Manual lift .....               | 50            |
| • Sandwich .....                  | 49            |
| Waffle bakers                     |               |
| • Belgian .....                   | 55, 57        |
| • Cone bakers .....               | 53            |
| • Lolly (Waffle on a stick) ..... | 57            |
| • Round .....                     | 56, 58        |
| Wok burners .....                 | 40            |

## FEATURES

- Exterior body manufactured from Stainless steel
- Drip tray provided under burners to catch grease drippings
- Oven pilot with 100% safety shut off
- (1x) chrome oven rack per oven
- 3/4" NPT rear gas connection and regulator provided
- Enamel interior oven for easy cleaning
- Standing pilot for open top burners
- Multiple position oven rack guides
- Available in Natural and LPG models




## 6 BURNER WITH OVEN

### SPECIFICATIONS

|                    |   |
|--------------------|---|
| MODEL              | CookRite ATO-6B                                 |
| BURNER BTU         | (6x) 23 000                                     |
| OVEN BTU           | 27 000  |
| TOTAL BTU          | 165 000   |
| DIMENSIONS         | 915 x 815 x 910mm high<br>(+ 51.5mm splashback) |
| WEIGHT             | 185kg   |
| GRATE DIM          | (6x) 300 x 300mm                                |
| OVEN INTERNAL DIM  | 670 x 660 x 355mm high                          |
| OVEN GRID SUPPLIED | (1x) 665 x 642mm                                |
| RUNNER SPACING     | 40mm  |
| TEMPERATURE RANGE  | 80 ~ 280°C                                      |

**ORDER CODE** CR/ATO-6B



## 4 BURNER WITH OVEN

### SPECIFICATIONS

|                    |   |
|--------------------|---|
| MODEL              | CookRite ATO-4B                                 |
| BURNER BTU         | (4x) 23 000                                     |
| OVEN BTU           | 24 000  |
| TOTAL BTU          | 116 000   |
| DIMENSIONS         | 610 x 815 x 910mm high<br>(+ 51.5mm splashback) |
| WEIGHT             | 137kg   |
| GRATE DIM          | (4x) 300 x 300mm                                |
| OVEN INTERNAL DIM  | 510 x 660 x 355mm high                          |
| OVEN GRID SUPPLIED | (1x) 500 x 642mm                                |
| RUNNER SPACING     | 40mm  |
| TEMPERATURE RANGE  | 80 ~ 280°C                                      |

**ORDER CODE** CR/ATO-4B

## ADDITIONAL OVEN GRIDS

|                   |                   |
|-------------------|-------------------|
| DIMENSIONS        | 665 x 642mm       |
| <b>ORDER CODE</b> | <b>CR/GRID-6B</b> |

|                   |                   |
|-------------------|-------------------|
| DIMENSIONS        | 500 x 642mm       |
| <b>ORDER CODE</b> | <b>CR/GRID-4B</b> |



# BOILING TABLES

## TABLE MODEL

### FEATURES

- Robust stainless steel exterior and interior
- Heavy duty burners with a standing pilot for open top burners
- Fitted with (4x) device levelling legs
- Fitted with a stainless steel full width crumb tray
- Heavy duty cast iron top grates



### 6 BURNER SPECIFICATIONS

|                   |                        |
|-------------------|------------------------|
| MODEL             | CookRite ATHP-36-6     |
| BURNER BTU RATING | (6x) 25 000            |
| TOTAL BTU RATING  | 150 000                |
| DIMENSIONS        | 915 x 700 x 390mm high |
| WEIGHT            | 65kg                   |
| GRATE DIMENSIONS  | (6x) 300 x 300mm       |

**ORDER CODE** CR/ATHP-36-3

### OPTIONAL STAND

|            |                        |
|------------|------------------------|
| DIMENSIONS | 915 x 710 x 650mm high |
| ORDER CODE | CR/ATSE-2836           |



### 4 BURNER SPECIFICATIONS

|                   |                        |
|-------------------|------------------------|
| MODEL             | CookRite ATHP-24-4     |
| BURNER BTU RATING | (4x) 25 000            |
| TOTAL BTU RATING  | 100 000                |
| DIMENSIONS        | 610 x 700 x 390mm high |
| WEIGHT            | 45kg                   |
| GRATE DIMENSIONS  | (4x) 300 x 300mm       |

**ORDER CODE** CR/ATHP-24-4

### OPTIONAL STAND

|            |                        |
|------------|------------------------|
| DIMENSIONS | 610 x 710 x 650mm high |
| ORDER CODE | CR/ATSE-2824           |



### 2 BURNER SPECIFICATIONS

|                   |                        |
|-------------------|------------------------|
| MODEL             | CookRite ATHP-12-2     |
| BURNER BTU RATING | (2x) 25 000            |
| TOTAL BTU RATING  | 50 000                 |
| DIMENSIONS        | 305 x 700 x 390mm high |
| WEIGHT            | 25kg                   |
| GRATE DIMENSIONS  | (2x) 300 x 300mm       |

**ORDER CODE** CR/ATHP-12-2

# RADIANT / CHAR GRILLERS

## TABLE MODEL

- FEATURES**
- Robust stainless steel exterior and interior
  - Top grates are multilevel / adjustable
  - Heavy duty, reversible cast-iron grates
  - Fitted with (4x) device levelling legs



**OPTIONAL STAND**

DIMENSIONS 915 x 710 x 650mm high  
 ORDER CODE CR/ATSE-2836



**3 BURNER SPECIFICATIONS**  
 BURNER BTU RATING (3x) 35 000  
 TOTAL BTU RATING 105 000  
 DIMENSIONS 915 x 700 x 390mm high  
 WEIGHT 85kg  
 COOKING SURFACE 0.63m<sup>2</sup>

**CHAR GRILLER**  
 MODEL CookRite ATCB-36  
 ORDER CODE CR/ATCB-36

**RADIANT GRILLER**  
 MODEL CookRite ATRC-36  
 ORDER CODE CR/ATRC-36



**OPTIONAL STAND**

DIMENSIONS 610 x 710 x 650mm high  
 ORDER CODE CR/ATSE-2824




**2 BURNER SPECIFICATIONS**  
 BURNER BTU RATING (2x) 35 000  
 TOTAL BTU RATING 70 000  
 DIMENSIONS 610 x 700 x 390mm high  
 WEIGHT 65kg  
 COOKING SURFACE 0.41m<sup>2</sup>

**CHAR GRILLER**  
 MODEL CookRite ATCB-24  
 ORDER CODE CR/ATCB-24

**RADIANT GRILLER**  
 MODEL CookRite ATRC-24  
 ORDER CODE CR/ATRC-24

**STONES FOR CHAR GRILLERS**

20kg GRILLING STONES  
 ORDER CODE GSB0001



# FLAT TOP GRIDDLES

## TABLE MODEL

### FEATURES

- Robust stainless steel exterior and interior
- Heavy duty, 12mm thick polished griddle plate
- Supplied with a stainless steel grease drawer
- Fitted with (4x) device levelling legs



### 3 BURNER

#### SPECIFICATIONS

|                   |                        |
|-------------------|------------------------|
| MODEL             | CookRite ATMG-36       |
| BURNER BTU RATING | (3x) 30 000            |
| TOTAL BTU RATING  | 90 000                 |
| DIMENSIONS        | 915 x 700 x 390mm high |
| WEIGHT            | 105kg                  |
| COOKING SURFACE   | 0.63m <sup>2</sup>     |

ORDER CODE

CR/ATMG-36

#### OPTIONAL STAND

|            |                        |
|------------|------------------------|
| DIMENSIONS | 915 x 710 x 650mm high |
| ORDER CODE | CR/ATSE-2836           |



### 2 BURNER

#### SPECIFICATIONS

|                   |                        |
|-------------------|------------------------|
| MODEL             | CookRite ATMG-24       |
| BURNER BTU RATING | (2x) 30 000            |
| TOTAL BTU RATING  | 60 000                 |
| DIMENSIONS        | 610 x 700 x 390mm high |
| WEIGHT            | 73kg                   |
| COOKING SURFACE   | 0.41m <sup>2</sup>     |

ORDER CODE

CR/ATMG-24

#### OPTIONAL STAND

|            |                        |
|------------|------------------------|
| DIMENSIONS | 610 x 710 x 650mm high |
| ORDER CODE | CR/ATSE-2824           |





**FEATURES**

- Ships flat-packed
- Tools are included for easy assembly
- Sturdy, stainless steel top surface and under shelf
- Safety hemmed edge around the sides and back comes standard to keep equipment and other content from sliding off
- Added "H-shape" reinforced rib underneath the top surface makes it able to support more evenly distributed weight
- Adjustable under shelf and bullet feet provide additional storage space, as well as optimum stability



**1220mm SPECIFICATIONS**

MODEL CookRite ATSE-2848  
 DIMENSIONS 1220 x 710 x 650mm high  
 WEIGHT 29kg

ORDER CODE **CR/ATSE-2848**



**915mm SPECIFICATIONS**

MODEL CookRite ATSE-2836  
 DIMENSIONS 915 x 710 x 650mm high  
 WEIGHT 24kg

ORDER CODE **CR/ATSE-2836**



**610mm SPECIFICATIONS**

MODEL CookRite ATSE-2824  
 DIMENSIONS 610 x 710 x 650mm high  
 WEIGHT 18kg

ORDER CODE **CR/ATSE-2824**



**EASY TO ASSEMBLE**



**ADJUSTABLE FEET**



**DURABLE STAINLESS STEEL**

# GAS COOKING RANGES WITH ELECTRIC CONVECTION OVEN



## FEATURES

- Powder-coated steel housing
- (3x) Large burners, (1x) small burner, (1x) wok burner
- Fitted with an electric igniter
- Cast iron grid over the burners
- Electric convection oven can accommodate up to (4x) GN 1/1 inserts
- The oven is fitted with (2x) fans without reverse function
- Thermostat 100°C to 275°C
- Additional upper 2.5 kW heating element for grilling
- Fitted with a timer for easier organisation of kitchen work
- Illuminated stainless-steel chamber
- Removable stainless-steel grid for GN trays
- Double-glazed door with free cooling to improve working safety
- Fitted with height-adjustable feet
- Available in 3 Phase and Single Phase units



## 5 BURNER - 3 PHASE

### SPECIFICATIONS

|                   |                          |
|-------------------|--------------------------|
| MODEL             | TECNOEKA EKC96.3         |
| BTU RATING        | 48 800                   |
| ELECTRICITY       | 5.2kW, 380V, 3 Phase + N |
| DIMENSIONS        | 900 x 600 x 900mm high   |
| WEIGHT            | 74kg                     |
| INTERNAL OVEN DIM | 665 x 410 x 350mm high   |
| RUNNER SPACING    | 70mm                     |
| OVEN TEMP RANGE   | 100 ~ 275°C              |

**ORDER CODE**                    **EKC96.3**

## 5 BURNER - SINGLE PHASE

### SPECIFICATIONS

|                   |                           |
|-------------------|---------------------------|
| MODEL             | TECNOEKA EKC96            |
| BTU RATING        | 48 800                    |
| ELECTRICITY       | 2.6kW, 240V, Single Phase |
| DIMENSIONS        | 900 x 600 x 900mm high    |
| WEIGHT            | 74kg                      |
| INTERNAL OVEN DIM | 665 x 410 x 350mm high    |
| RUNNER SPACING    | 70mm                      |
| OVEN TEMP RANGE   | 100 ~ 275°C               |

**ORDER CODE**                    **EKC96**

## OPTIONAL EXTRAS

**OVEN GRIDS**  
530 x 325mm

**OGS0011**

**FULL INSERT**  
GN 1/1 - 55mm deep

**GNF8055**



# GAS COOKING RANGES WITH ELECTRIC CONVECTION OVEN



## 6 BURNER WITH ELECTRIC CONVECTION OVEN & CABINET

### FEATURES

- Body and panelling manufactured of stainless steel
- Top grids manufactures from cast iron
- Each burner provides heat economy, operating independently from each other
- Fitted with a 1/1 GN electric convection oven and stainless steel neutral cabinet
- Oven controlled by thermostat against overheating
- Fitted with (4x) devise leveling legs
- Supplied with (1x) 1/1 GN oven grid



### SPECIFICATIONS

|                      |                          |
|----------------------|--------------------------|
| MODEL                | Arisco GR732E/EO722/D711 |
| BTU RATING           | 36 000                   |
| ELECTRICITY          | 3kW, 380V, 3 Phase + N   |
| DIMENSIONS           | 1200 x 700 x 920mm high  |
| WEIGHT               | 110kg                    |
| INTERNAL OVEN DIM    | 610 x 405 x 302mm high   |
| RUNNER SPACING       | 48mm - 4 levels          |
| INTERNAL CABINET DIM | 355 x 537 x 425mm high   |
| OVEN TEMP RANGE      | 50 ~ 320°C               |

**ORDER CODE**                      **ARI/6BG-EOC/700**

## 4 BURNER WITH ELECTRIC CONVECTION OVEN

### FEATURES

- Body and panelling manufactured of stainless steel
- Top grids manufactures from cast iron
- Each burner provides heat economy, operating independently from each other
- Fitted with a 1/1 GN electric convection oven
- Oven controlled by thermostat against overheating
- Fitted with (4x) devise leveling legs
- Supplied with (1x) 1/1 GN oven grid



### SPECIFICATIONS

|                   |                        |
|-------------------|------------------------|
| MODEL             | Arisco GR721S/EO722    |
| BTU RATING        | 24 000                 |
| ELECTRICITY       | 3kW, 380V, 3 Phase + N |
| DIMENSIONS        | 800 x 700 x 920mm high |
| WEIGHT            | 97kg                   |
| INTERNAL OVEN DIM | 610 x 405 x 302mm high |
| RUNNER SPACING    | 48mm - 4 levels        |
| OVEN TEMP RANGE   | 50 ~ 320°C             |

**ORDER CODE**                      **ARI/4BG-EOC/700**

## OPTIONAL OVEN GRIDS

|            |             |
|------------|-------------|
| DIMENSIONS | 530 x 325mm |
| ORDER CODE | OGS0011     |





# ELECTRIC COOKING RANGES 700 SERIES



## 4 PLATE WITH 1/1GN CONVECTION OVEN

### FEATURES

- Body and panelling manufactured of stainless steel
- Fitted with (4x) 220mm round plates
- Each plate provides heat economy, operating independently from each other
- Fitted with a 1/1 GN electric convection oven
- Controlled by thermostats against overheating
- Fitted with (4x) devise leveling legs
- Supplied with (1x) 1/1 GN oven grid



### SPECIFICATIONS

|                   |                           |
|-------------------|---------------------------|
| MODEL             | Arisco ER722              |
| ELECTRICITY       | 13.4kW, 380V, 3 Phase + N |
| DIMENSIONS        | 800 x 700 x 900mm high    |
| WEIGHT            | 88kg                      |
| INTERNAL OVEN DIM | 610 x 405 x 302mm high    |
| RUNNER SPACING    | 48mm - 4 levels           |
| OVEN TEMP RANGE   | 50 ~ 320°C                |

ORDER CODE                      **ARI/ER722**

## 4 PLATE WITH NEUTRAL CABINET

### FEATURES

- Body and panelling manufactured of stainless steel
- Fitted with (4x) 220mm round plates
- Each plate provides heat economy, operating independently from each other
- Controlled by thermostats against overheating
- Fitted with a stainless steel neutral cabinet
- Fitted with (4x) devise leveling legs



### SPECIFICATIONS

|                      |                           |
|----------------------|---------------------------|
| MODEL                | Arisco ER721-S/D721       |
| ELECTRICITY          | 10.4kW, 380V, 3 Phase + N |
| DIMENSIONS           | 800 x 700 x 900mm high    |
| WEIGHT               | 53kg                      |
| INTERNAL CABINET DIM | 710 x 537 x 425mm high    |

ORDER CODE                      **ARI/ER721S/D721**

## OPTIONAL OVEN GRIDS

|            |                |
|------------|----------------|
| DIMENSIONS | 530 x 325mm    |
| ORDER CODE | <b>OGS0011</b> |



# ELECTRIC COOKING RANGES 900 SERIES

**arisco**

## 4 PLATE WITH 2/1 GN CONVECTION OVEN

### FEATURES

- Body and panelling manufactured of stainless steel
- Fitted with (4x) 300 x 300mm square plates
- Each plate provides heat economy, operating independently from each other
- Fitted with a 2/1 GN electric convection oven
- Controlled by thermostats against overheating
- Fitted with (4x) devise leveling legs
- Supplied with (1x) 2/1 GN oven grid



### SPECIFICATIONS

|                   |                         |
|-------------------|-------------------------|
| MODEL             | Arisco ER922            |
| ELECTRICITY       | 22kW, 380V, 3 Phase + N |
| DIMENSIONS        | 850 x 900 x 900mm high  |
| WEIGHT            | 149kg                   |
| INTERNAL OVEN DIM | 610 x 615 x 302mm high  |
| RUNNER SPACING    | 48mm - 4 levels         |
| OVEN TEMP RANGE   | 50 ~ 300°C              |

ORDER CODE                      **ARI/ER922**

## 4 PLATE WITH NEUTRAL CABINET

### FEATURES

- Body and panelling manufactured of stainless steel
- Fitted with (4x) 300 x 300mm square plates
- Each plate provides heat economy, operating independently from each other
- Controlled by thermostats against overheating
- Fitted on a stainless steel neutral cabinet
- Fitted with (4x) devise leveling legs



### SPECIFICATIONS

|                      |                         |
|----------------------|-------------------------|
| MODEL                | Arisco ER921            |
| ELECTRICITY          | 16kW, 380V, 3 Phase + N |
| DIMENSIONS           | 850 x 900 x 900mm high  |
| WEIGHT               | 108kg                   |
| INTERNAL CABINET DIM | 825 x 790 x 425mm high  |

ORDER CODE                      **ARI/ER921**

## OPTIONAL OVEN GRIDS

|            |                |
|------------|----------------|
| DIMENSIONS | 650 x 530mm    |
| ORDER CODE | <b>OGS0021</b> |



# TILTING / BRAT PANS ELECTRIC & GAS



## FEATURES

- 304 stainless steel tank for easy cleaning
- Safety cutout switch - when tank is lifted burners/elements shut off
- Precise thermostatic temperature control
- Gas models are fitted with stainless steel burners and pilot light
- Fitted with (4x) devise leveling legs
- 10mm, 316L stainless steel base plate
- Easy to use analogue controls
- Fitted with water fill tap
- Manual tank lift mechanism
- Fitted with counterbalanced hinged lid



## 95 LITRE ELECTRIC

### SPECIFICATIONS

|                   |                                  |
|-------------------|----------------------------------|
| MODEL             | Arisco EP922                     |
| ELECTRICITY       | 12kW, 380V, 3 Phase + N          |
| DIMENSIONS        | 1000 x 900 x 900mm high          |
| WEIGHT            | 163kg                            |
| CAPACITY          | 95L†                             |
| COOKING SURFACE   | 915 x 605mm - 0.55m <sup>2</sup> |
| TEMPERATURE RANGE | 50 ~ 300°C                       |

**ORDER CODE**                      **ARI/EP922**

## 95 LITRE GAS

### SPECIFICATIONS

|                   |                                  |
|-------------------|----------------------------------|
| MODEL             | Arisco GP922                     |
| BTU RATING        | 71 655                           |
| DIMENSIONS        | 1000 x 900 x 900mm high          |
| WEIGHT            | 163kg                            |
| CAPACITY          | 95L†                             |
| COOKING SURFACE   | 915 x 605mm - 0.55m <sup>2</sup> |
| TEMPERATURE RANGE | 100 ~ 300°C                      |

**ORDER CODE**                      **ARI/GP922**





# TILTING / BRAT PANS ELECTRIC

**Kromet**



## FEATURES

- Robust stainless steel construction
- Pan tilt with manual tilting mechanism/wheel
- Manual lift lid
- Lid designed to prevent dripping
- Extremely durable and reliable product
- Fitted with (4x) device levelling plastic foot pieces

## 40 LITRE *ELECTRIC*

### SPECIFICATIONS

|                   |                          |
|-------------------|--------------------------|
| MODEL             | Kromet 000.PE-025P       |
| ELECTRICITY       | 5.4kW, 380V, 3 Phase + N |
| DIMENSIONS        | 700 x 600 x 850mm high   |
| WEIGHT            | 72kg                     |
| CAPACITY          | 40Lt                     |
| COOKING SURFACE   | 0.25m <sup>2</sup>       |
| TEMPERATURE RANGE | 50 ~ 250°C               |

ORDER CODE

TPK0040



# DOUBLE BURNER WOK UNIT GAS



## FEATURES

- 1,5 mm thick work top is made of AISI 304 stainless steel
- High performance burners are made of cast iron
- Built-in Spice rack - (8x) GN 1/6 inserts can be used
- Supplied without inserts
- Heavy-duty upper cast iron rings are suitable for wok pots
- Fitted with water filling taps with push-pull system

## SPECIFICATIONS

|                   |                         |
|-------------------|-------------------------|
| MODEL             | Crystal UMOP0101        |
| BTU RATING        | 123 000                 |
| DIMENSIONS        | 1500 x 900 x 850mm high |
| WEIGHT            | 81kg                    |
| TEMPERATURE RANGE | 80 ~ 280°C              |

## ORDER CODE

CRY-UMOP0101



## OPTIONAL INSERTS

GN 1/6 - 100mm deep

**GNS8100**

GN 1/6 - 65mm deep

**GNS8065**

GN 1/6 - Lid

**GNS8000**

# SHAWARMA MACHINES GAS



## FEATURES

- Machine body manufactured from stainless steel
- Fitted with a magnet safety valve
- Adjustable spear
- Sliding bottom housing of the spear allows shawarma meat to get closer to the burner
- Dual direction motor
- Hygienic and safe
- LPG or natural gas

## 4 BURNER SPECIFICATIONS

|                   |                         |
|-------------------|-------------------------|
| MODEL             | Empero EMP.DN.151       |
| ELECTRICITY       | 220V, Single Phase      |
| BTU RATING        | 47 770                  |
| DIMENSIONS        | 750 x 620 x 1050mm high |
| WEIGHT            | 46kg                    |
| NUMBER OF BURNERS | 4                       |

## ORDER CODE

EMP.DN.151



# INDUCTION COOKERS TABLE MODEL

# SmartChef-i

## FEATURES

- Stainless steel body
- Touch control
- Timer (0 - 180min) on single plate only
- 10 temperature settings
- Black crystal glass hob
- LED display
- 10 power levels (500 - 3500W)
- Electronic overheating protection



## SINGLE

### SPECIFICATIONS

MODEL SmartChef-i BT-350K6-E  
ELECTRICITY 3.5kW, 230V, Single Phase  
DIMENSIONS 330 x 425 x 105mm high  
WEIGHT 5kg  
TEMPERATURE RANGE 60 ~ 240°C

ORDER CODE **ISC-BT-350K6-E**



## DOUBLE

### SPECIFICATIONS

MODEL SmartChef-i BT-700D3(T)  
ELECTRICITY (2x) 3.5kW, 230V, Single Phase  
DIMENSIONS 390 x 710 x 125mm high  
WEIGHT 14kg  
TEMPERATURE RANGE 60 ~ 240°C

ORDER CODE **ISC-BT-700D3(T)**



## WOK COOKER

### SPECIFICATIONS

MODEL SmartChef-i BT-350KCT2-A  
ELECTRICITY 3.5kW, 230V, Single Phase  
DIMENSIONS 425 x 330 x 135mm high  
WEIGHT 6kg  
TEMPERATURE RANGE 60 ~ 240°C

ORDER CODE **ISC-BT-350KCT2A**



## WOK PAN

### SPECIFICATIONS

MODEL SmartChef-i SSWOK  
DIAMETER 360mm  
WEIGHT 3kg

ORDER CODE **ISC-SSWOK**



# ELECTRIC FRYERS FLOOR STANDING



## FEATURES

- High quality stainless steel body
- High power for fast heating and recovery
- Replaceable individual heating elements
- Supplied with night covers
- Fitted with control and safety thermostat
- Even heat distribution
- Supplied with chrome plated wire baskets with insulated plastic hand grips
- Fitted with (4x) 150mm, height adjustable, device leveling legs



## 2 x 30L BINS

### SPECIFICATIONS

|                   |  |
|-------------------|--|
| MODEL             | SmartChef E-DZ-800G                              |
| ELECTRICITY       | 36kW, 380V, 3 Phase + N                          |
| DIMENSIONS        | 800 x 825 x 900mm high<br>( +260 mm splashback ) |
| WEIGHT            | 260kg  |
| TEMPERATURE RANGE | 50 ~ 190°C                                       |
| CAPACITY          | 2 x 30L  |
| BASKETS INCLUDED  | (4x) 160 x 335 x 150mm deep                      |
| BASKET CAPACITY   | 7.5L   |

**ORDER CODE** **KB/E-DZ-800G**

## 4 x 15L BINS

### SPECIFICATIONS

|                   |  |
|-------------------|--|
| MODEL             | SmartChef E-DZ-800G-2                            |
| ELECTRICITY       | 36kW, 380V, 3 Phase + N                          |
| DIMENSIONS        | 800 x 825 x 900mm high<br>( +260 mm splashback ) |
| WEIGHT            | 260kg  |
| TEMPERATURE RANGE | 50 ~ 190°C                                       |
| CAPACITY          | 4 x 15L  |
| BASKETS INCLUDED  | (4x) 160 x 335 x 150mm deep                      |
| BASKET CAPACITY   | 7.5L   |

**ORDER CODE** **KB/E-DZ-800G-2**

## 1 x 30L BIN

### SPECIFICATIONS

|                   |  |
|-------------------|--|
| MODEL             | SmartChef E-DZ-400G                              |
| ELECTRICITY       | 18kW, 380V, 3 Phase + N                          |
| DIMENSIONS        | 400 x 825 x 900mm high<br>( +260 mm splashback ) |
| WEIGHT            | 195kg  |
| TEMPERATURE RANGE | 50 ~ 190°C                                       |
| CAPACITY          | 30L  |
| BASKETS INCLUDED  | (2x) 160 x 335 x 150mm deep                      |
| BASKET CAPACITY   | 7.5L   |

**ORDER CODE** **KB/E-DZ-400G**

## 2 x 15L BINS

### SPECIFICATIONS

|                   |  |
|-------------------|--|
| MODEL             | SmartChef E-DZ-400G-2                            |
| ELECTRICITY       | 18kW, 380V, 3 Phase + N                          |
| DIMENSIONS        | 400 x 825 x 900mm high<br>( +260 mm splashback ) |
| WEIGHT            | 195kg  |
| TEMPERATURE RANGE | 50 ~ 190°C                                       |
| CAPACITY          | 2 x 15L  |
| BASKETS INCLUDED  | (2x) 160 x 335 x 150mm deep                      |
| BASKET CAPACITY   | 7.5L   |

**ORDER CODE** **KB/E-DZ-400G-2**



## OPTIONAL EXTRAS

**FRYER BASKET**  
ORDER CODE **FBS0075**

**OIL RECEIVING BIN**  
ORDER CODE **ORB0001**

**OIL FILTER STAND**  
ORDER CODE **OFS0001**

**OIL FILTER BAGS**  
ORDER CODE **OFB0001**

# GAS FRYERS FLOOR STANDING



### FEATURES

- Stainless steel exterior and interior
- Welded stainless steel tank
- Heavy duty burners with a standing flame and standby pilots
- High quality thermostat maintains select temperature automatically between 93°C - 200°C
- Oil cooling zone in the bottom of the tank captures food particles and extends oil life
- Safety valve with an automatic gas stabilizing function
- Self-reset high temperature limiting device
- Supplied with 2 nickel plated baskets with coated handles
- Supplied with wire mesh crumb screen and basket hanger
- Fitted with (4x) 150mm, height adjustable, device leveling legs

### 35L BIN

#### SPECIFICATIONS

|                   |  |
|-------------------|--|
| MODEL             | CookRite ATFS-75                                 |
| BTU RATING        | 150 000  |
| DIMENSIONS        | 536 x 765 x 920mm high<br>( +210 mm splashback ) |
| WEIGHT            | 76kg   |
| TEMPERATURE RANGE | 93 ~ 200°C                                       |
| CAPACITY          | 35Lt   |
| BASKETS INCLUDED  | (2x) 235 x 335 x 150mm deep                      |
| BASKET CAPACITY   | 12Lt   |

**ORDER CODE** **CR/ATFS-75**

#### ADDITIONAL BASKETS

|            |                        |
|------------|------------------------|
| DIMENSIONS | 235 x 335 x 150mm deep |
| ORDER CODE | <b>FBS0012</b>         |



### 20L BIN

#### SPECIFICATIONS

|                   |  |
|-------------------|--|
| MODEL             | CookRite ATFS-40                                 |
| BTU RATING        | 90 000   |
| DIMENSIONS        | 400 x 765 x 920mm high<br>( +210 mm splashback ) |
| WEIGHT            | 60kg   |
| TEMPERATURE RANGE | 93 ~ 200°C                                       |
| CAPACITY          | 20Lt   |
| BASKETS INCLUDED  | (2x) 160 x 335 x 150mm deep                      |
| BASKET CAPACITY   | 7.5Lt  |

**ORDER CODE** **CR/ATFS-40**

#### ADDITIONAL BASKETS

|            |                        |
|------------|------------------------|
| DIMENSIONS | 160 x 335 x 150mm deep |
| ORDER CODE | <b>FTS0075</b>         |

## OPTIONAL EXTRAS

**OIL RECEIVING BIN**  
ORDER CODE

ORB0001

**OIL FILTER STAND**  
ORDER CODE

OFS0001

**OIL FILTER BAGS**  
ORDER CODE

OFB0001



## FEATURES

- Body manufactured from 304 Stainless steel
- Built-in filtration system makes oil recycling easy and energy efficient
- Fitted with a pressure gauge
- Functions: electronic timing / automatic temperature and pressure control / exhausting and over-pressure protection
- Electronic control panel with 10 pre-programmed cooking functions
- Supplied with (1x) fryer baskets (Regular)
- Fitted with (4x) castors (2 lockable)

## 25 LITRE - FLOOR STANDING

### SPECIFICATIONS

|                    |                             |
|--------------------|-----------------------------|
| MODEL              | SmartChef YXD-25D           |
| ELECTRICITY        | 13.5kW, 380V, 3 Phase + N   |
| DIMENSIONS         | 470 x 920 x 1180mm high     |
| WEIGHT             | 135kg                       |
| TEMPERATURE RANGE  | 60 ~ 200°C                  |
| OPERATING PRESSURE | 12psi                       |
| CAPACITY           | 25Lt                        |
| BASKETS INCLUDED   | (1x) 250 x 340 x 195mm deep |
| BASKET CAPACITY    | 16.5Lt                      |

### ORDER CODE

**PFS-YXD-25D**



### OPTIONAL EXTRAS

|                      |                  |
|----------------------|------------------|
| 250 x 340 x 195mm    | <b>XPFS1000</b>  |
| 3 LAYER BASKET       | <b>XPFS3000</b>  |
| FILTER PAPER 20 PACK | <b>XPFS/0001</b> |



## FEATURES

- Body manufactured from 304 Stainless steel
- Aluminum lid, rugged and lightweight, easy to open and close
- Manual temperature control and timer
- Quadruple explosion protection: Vent valve; pressure valve; silicone sealing ring; elastic beam
- Fitted with a pressure gauge
- Fitted with an oil drainage tap with a safety locking mechanism
- Supplied with fryer basket
- Fitted with non-slip feet

## 16 LITRE - TABLE MODEL

### SPECIFICATIONS

|                    |                         |
|--------------------|-------------------------|
| MODEL              | SmartChef YXDT-16       |
| ELECTRICITY        | 3kW, 230V, Single Phase |
| DIMENSIONS         | 440 x 570 x 520mm high  |
| WEIGHT             | 21kg                    |
| TEMPERATURE RANGE  | 60 ~ 200°C              |
| OPERATING PRESSURE | 8psi                    |
| CAPACITY           | 16Lt                    |
| BASKETS INCLUDED   | (1x) 738 Ø x 195mm deep |
| BASKET CAPACITY    | 8.5Lt                   |

### ORDER CODE

**PFS-YXDT-16**



### ADDITIONAL BASKETS

|               |                 |
|---------------|-----------------|
| 738 Ø x 195mm | <b>XPSF0000</b> |
|---------------|-----------------|

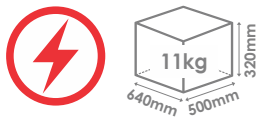




# ELECTRIC FRYERS

## TABLE MODEL

**SmartChef**



### FEATURES

- Removable element box
- 3kW element per pan for fast recovery
- Supplied with night cover and baskets
- Removable oil tank with special handles
- Fitted with safety thermostat
- Fitted with (4x) non-slip rubber feet

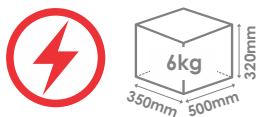
### 2 x 6Lt BINS

#### SPECIFICATIONS

|                   |                              |
|-------------------|------------------------------|
| MODEL             | SmartChef WF102              |
| ELECTRICITY       | (2x) 3kW, 230V, Single Phase |
| DIMENSIONS        | 590 x 440 x 285mm high       |
| WEIGHT            | 9kg                          |
| TEMPERATURE RANGE | 60°C ~ 200°C                 |
| CAPACITY          | (2x) 6Lt                     |
| BASKETS INCLUDED  | (2x) 200 x 215 x 100mm deep  |
| BASKET CAPACITY   | (2x) 4.3Lt                   |

ORDER CODE

FTS2006



### 1 x 6Lt BIN

#### SPECIFICATIONS

|                   |                             |
|-------------------|-----------------------------|
| MODEL             | SmartChef WF101             |
| ELECTRICITY       | 3kW, 230V, Single Phase     |
| DIMENSIONS        | 290 x 440 x 285mm high      |
| WEIGHT            | 4kg                         |
| TEMPERATURE RANGE | 60°C ~ 200°C                |
| CAPACITY          | 6Lt                         |
| BASKETS INCLUDED  | (1x) 200 x 215 x 100mm deep |
| BASKET CAPACITY   | 4.3Lt                       |

ORDER CODE

FTS1006

### ADDITIONAL BASKET

|            |                        |
|------------|------------------------|
| DIMENSIONS | 200 x 215 x 100mm deep |
| CAPACITY   | 4.3Lt                  |

ORDER CODE

FBS0043



## CHIP DUMPS TABLE MODEL



### FEATURES

- Manufactured from stainless steel
- Heating element provides even heat distribution
- Ideal for keeping chips warm
- Fitted with (4x) non-slip rubber feet

### SPECIFICATIONS

|                   |                         |
|-------------------|-------------------------|
| MODEL             | SmartChef HCW-620       |
| ELECTRICITY       | 1kW, 230V, Single Phase |
| DIMENSIONS        | 345 x 605 x 550mm high  |
| WEIGHT            | 7kg                     |
| TEMPERATURE RANGE | 30 ~ 85°C               |

ORDER CODE

CDS1000



## CHIP DUMP / PACKING STATION



### FEATURES

- Manufactured from heavy-duty stainless steel
- Fitted with a removable drainboard and oil collecting pan to drain and collect excess oil
- Fitted with a multi-slot packaging shelf
- Infrared heating tubes provide heat to keep your fried foods hot, crisp, and ready to serve at all times
- Two warm light bulbs attached to the top illuminates the food station for improved display
- Separate switches provide simplified operation for controlling the heat and lights individually
- Fitted with 4 non-slip feet

### SPECIFICATIONS

|                   |                            |
|-------------------|----------------------------|
| MODEL             | SmartChef HCW-8            |
| ELECTRICITY       | 0.64kW, 220V, Single Phase |
| DIMENSIONS        | 800 x 700 x 650mm high     |
| WEIGHT            | 31kg                       |
| TEMPERATURE RANGE | 30°C ~ 85°C                |

ORDER CODE

CDS2000



## CHIP DUMP OPTIONAL EXTRAS

### STAINLESS STEEL CHIP BAGGING SCOOP

|            |             |
|------------|-------------|
| DIMENSIONS | 190 x 200mm |
| ORDER CODE | CBS0001     |



## FLAT TOP GRIDDLES TABLE MODEL

**SmartChef**



### ELECTRIC - 730mm

#### SPECIFICATIONS

|                   |                           |
|-------------------|---------------------------|
| MODEL             | SmartChef HEG-820         |
| ELECTRICITY       | 4.4kW, 230V, Single Phase |
| DIMENSIONS        | 730 x 470 x 240mm high    |
| WEIGHT            | 34kg                      |
| COOKING SURFACE   | 728 x 400mm               |
| TEMPERATURE RANGE | 50°C ~ 300°C              |

ORDER CODE

FTS0730



#### FEATURES

- Strong stainless steel body with splash guard
- Large output capacity
- Thick steel plate for even heat distribution and heat retention
- Fat drainage drawer for convenience
- Thermostat controller
- Energy efficient
- Easy to use and clean-up
- Fitted with (4x) non-slip feet

### ELECTRIC - 550mm

#### SPECIFICATIONS

|                   |                         |
|-------------------|-------------------------|
| MODEL             | SmartChef HEG-818       |
| ELECTRICITY       | 3kW, 230V, Single Phase |
| DIMENSIONS        | 550 x 430 x 240mm high  |
| WEIGHT            | 19kg                    |
| COOKING SURFACE   | 548 x 350mm             |
| TEMPERATURE RANGE | 50°C ~ 300°C            |

ORDER CODE

FTS0550



## FLAT TOP GRIDDLES

**omake**  
All Kitchen Equipments

#### FEATURES

- Electric and gas models available
- 6mm thick steel cooking surface
- 360°C Limit thermostat
- Easy to clean
- Body manufactured from 430 stainless steel
- Removable oil collection chamber
- Manual temperature control
- Modern ergonomic design



### ELECTRIC - 600mm

#### SPECIFICATIONS

|                   |                            |
|-------------------|----------------------------|
| MODEL             | OMAKE IZG01-E11            |
| ELECTRICITY       | 5.25kW, 220V, Single Phase |
| DIMENSIONS        | 600 x 480 x 270mm high     |
| WEIGHT            | 30kg                       |
| COOKING SURFACE   | 400 x 585mm                |
| TEMPERATURE RANGE | 50 ~ 300°C                 |

ORDER CODE

OMK-IZG01-E11



### GAS - 600mm

#### SPECIFICATIONS

|                   |                        |
|-------------------|------------------------|
| MODEL             | OMAKE IZG01-G11        |
| BTU RATING        | 17 600 BTU/hr          |
| DIMENSIONS        | 600 x 480 x 270mm high |
| WEIGHT            | 26kg                   |
| COOKING SURFACE   | 400 x 585mm            |
| TEMPERATURE RANGE | 50 ~ 300°C             |

ORDER CODE

OMK-IZG01-G11





## FEATURES

- Adjustable top plate for a variety of product thickness
- Heat resistant handle
- Available in full flat and full ribbed non-stick surface models
- Drip tray to catch excess fat
- Robust construction
- Fitted with (4x) non-slip feet



## NON-STICK FLAT PLATES

### SPECIFICATIONS

|                   |                           |
|-------------------|---------------------------|
| MODEL             | SmartChef HEG-811EB       |
| ELECTRICITY       | 2.2kW, 230V, Single Phase |
| DIMENSIONS        | 435 x 410 x 210mm high    |
| WEIGHT            | 19kg                      |
| COOKING SURFACE   | 345 x 235mm               |
| TEMPERATURE RANGE | 50°C ~ 300°C              |

ORDER CODE **CGS0002**



## NON-STICK RIBBED PLATES

### SPECIFICATIONS

|                   |                           |
|-------------------|---------------------------|
| MODEL             | SmartChef HEG-811E        |
| ELECTRICITY       | 2.2kW, 230V, Single Phase |
| DIMENSIONS        | 435 x 410 x 210mm high    |
| WEIGHT            | 19kg                      |
| COOKING SURFACE   | 345 x 235mm               |
| TEMPERATURE RANGE | 50°C ~ 300°C              |

ORDER CODE **CGS1002**



## FEATURES

- Robust construction
- Drip tray to catch excess fat
- Fitted with a heat resistant handle
- Adjustable top plate for a variety of product thickness
- Available in standard & non-stick plate models
- Fitted with (4x) non-slip feet



## STANDARD PLATES

### SPECIFICATIONS

|                   |                           |
|-------------------|---------------------------|
| MODEL             | SmartChef HT-01           |
| ELECTRICITY       | 2.2kW, 230V, Single Phase |
| DIMENSIONS        | 540 x 400 x 290mm high    |
| WEIGHT            | 8kg                       |
| COOKING SURFACE   | 353 x 330mm               |
| TEMPERATURE RANGE | 50°C ~ 300°C              |

**ORDER CODE**                      **STS0009**



## NON-STICK PLATES

### SPECIFICATIONS

|                   |                           |
|-------------------|---------------------------|
| MODEL             | SmartChef HT-01           |
| ELECTRICITY       | 2.2kW, 230V, Single Phase |
| DIMENSIONS        | 540 x 400 x 290mm high    |
| WEIGHT            | 8kg                       |
| COOKING SURFACE   | 353 x 330mm               |
| TEMPERATURE RANGE | 50°C ~ 300°C              |

**ORDER CODE**                      **STS1009**

## OPTIONAL EXTRAS

Teflon cover                              **TCT0001**





### FEATURES

- Stainless steel construction
- Various conveyor speed settings
- Standby / bread / roll settings available
- Perfect for self-service application
- Can be set to pass through or return to front operation
- Individual heat controls for top and bottom elements
- Fitted with (4x) device leveling legs

## 450 SLICE WIDE BELT

### SPECIFICATIONS

|             |                           |
|-------------|---------------------------|
| MODEL       | SmartChef TT-450          |
| ELECTRICITY | 2.6kW, 230V, Single Phase |
| DIMENSIONS  | 470 x 420 x 400mm high    |
| WEIGHT      | 18kg                      |
| CAPACITY    | 450 ~ 500 slices per hour |

ORDER CODE **CTS0450**



## 300 SLICE

### SPECIFICATIONS

|             |                            |
|-------------|----------------------------|
| MODEL       | SmartChef TT-300           |
| ELECTRICITY | 1.94kW, 230V, Single Phase |
| DIMENSIONS  | 350 x 420 x 400mm high     |
| WEIGHT      | 14kg                       |
| CAPACITY    | 300 ~ 350 slices per hour  |

ORDER CODE **CTS0300**

# 6 SLICE TOASTERS



### FEATURES

- Stainless steel construction
- Fitted with a timer
- 3 or 6 slot operation can be chosen
- Fitted with (4x) non-slip feet

### SPECIFICATIONS

|             |                           |
|-------------|---------------------------|
| MODEL       | SmartChef HET-6           |
| ELECTRICITY | 3.2kW, 230V, Single Phase |
| DIMENSIONS  | 460 x 210 x 225mm high    |
| WEIGHT      | 7kg                       |
| CAPACITY    | 3/6 slices                |

ORDER CODE **TLS0006**



# SALAMANDERS GAS



### FEATURES

- High quality stainless steel structure
- Corrosion resistant and easy to clean
- Thick steel plate for even heat distribution and heat retention
- 4 Position adjustable shelf
- Fat drainage drawer for convenience
- Thermostat controller
- (2x) 21,500 BTU high efficiency ceramic infrared burners and standby pilots
- Energy efficient
- Easy to use and clean
- Fitted with (4x) non-slip feet



### SPECIFICATIONS

|                  |                        |
|------------------|------------------------|
| MODEL            | CookRite ATSB-36       |
| TOTAL BTU RATING | 43 000                 |
| DIMENSIONS       | 914 x 457 x 440mm high |
| WEIGHT           | 65kg                   |
| RUNNER SPACING   | 95mm                   |
| SHELF DIMENSIONS | 710 x 356mm            |

**ORDER CODE** **CR/ATSB-36**

# SALAMANDERS ELECTRIC



### SPECIFICATIONS

|                   |                          |
|-------------------|--------------------------|
| ELECTRICITY       | 4.4kW, 380V, 3 Phase + N |
| DIMENSIONS        | 880 x 370 x 380mm high   |
| WEIGHT            | 28kg                     |
| TEMPERATURE RANGE | 30°C ~ 90°C              |
| RUNNER SPACING    | 70mm                     |

### LEVER LIFT GRID

|                  |                 |
|------------------|-----------------|
| MODEL            | RM Gastro SE70M |
| SHELF DIMENSIONS | 645 x 300mm     |

**ORDER CODE** **RMG/SE70M**

### REMOVABLE GRID

|                  |                |
|------------------|----------------|
| MODEL            | RM Gastro SE70 |
| SHELF DIMENSIONS | 710 x 300mm    |

**ORDER CODE** **RMG/SE70**

### FEATURES

- Inner and outer casing manufactured from stainless steel
- Rear panel can be removed to have pass through hatch
- Fitted with 2 sets of individually controlled incolloy elements
- Model SE70M has 4 pre-set positions for adjustable grid
- Model SE70 has 3 pre-set positions for removable grid
- Fitted with (4x) non-slip plastic feet

### OPTIONAL WALL MOUNTING PLATE

**ORDER CODE** **RMG/DSE-47**

## ELECTRIC RICE COOKER

**SmartChef**



### FEATURES

- Painted steel exterior pot fitted with cool-touch plastic handles
- Removable interior cooking pot manufactured from high quality aluminium
- Stainless steel lid with cool-touch plastic handle
- Keep-warm function keeps food fresh before serving
- Cooking and keep-warm indicator lights
- Fitted with (3x) plastic feet
- Supplied with a food grade plastic rice spoon

### SPECIFICATIONS

|             |                           |
|-------------|---------------------------|
| MODEL       | SmartChef ERC-10L         |
| ELECTRICITY | 1.6kW, 220V, Single Phase |
| DIMENSIONS  | 710 Ø x 325mm high        |
| WEIGHT      | 5kg                       |
| CAPACITY    | 10Lt                      |

ORDER CODE

RCS0010



## MICROWAVE OVEN



### FEATURES

- All stainless steel exterior and interior
- Audible alarm when timed cycle is complete
- Includes interior light
- Large easy to grip polished handle with durable interlock system
- Reinforced flexible door latch to reduce breakage
- Digital touch pad controls
- LED display
- 3 stage cooking capabilities
- Fitted with (4x) non-slip rubber feet

### SPECIFICATIONS

|             |                         |
|-------------|-------------------------|
| MODEL       | General Wave GEW1050E   |
| ELECTRICITY | 1kW, 220V, Single Phase |
| DIMENSIONS  | 508 x 356 x 305mm high  |
| WEIGHT      | 16kg                    |
| CAPACITY    | 28Lt                    |

ORDER CODE

MWG1001



## OPTIONAL MICROWAVE WALL BRACKET

|            |             |
|------------|-------------|
| DIMENSIONS | 600 x 400mm |
| ORDER CODE | WBM0001     |

## FEATURES

- Machine body manufactured from stainless steel
- Fitted with a timer
- Easy to clean
- Fitted with (4x) non-slip feet
- Baking plates manufactured from Teflon coated cast iron
- Thermostat controlled
- Spiral metal handles. Isolated to prevent burning
- Cone roller moulds included



## DOUBLE PLATE

### SPECIFICATIONS

**MODEL** SmartChef HCB-2  
**ELECTRICITY** 2.4kW, 230V, Single Phase  
**DIMENSIONS** 500 x 360 x 270mm high  
**WEIGHT** 11kg  
**BAKING SURFACE** (2x) 210mm Ø  
**TEMPERATURE RANGE** 50 ~ 300°C

**ORDER CODE**

**CBS1002**



## SINGLE PLATE

### SPECIFICATIONS

**MODEL** SmartChef HCB-1  
**ELECTRICITY** 1.2kW, 230V, Single Phase  
**DIMENSIONS** 250 x 360 x 270mm high  
**WEIGHT** 6.4kg  
**BAKING SURFACE** 210mm Ø  
**TEMPERATURE RANGE** 50 ~ 300°C

**ORDER CODE**

**CBS1001**





# CREPE MAKERS



## FEATURES

- Body manufactured from 430 stainless steel
- Teflon coated cast-iron cooking surface
- Stainless steel heating element
- Digital temperature control and timer for precise temperature and cooking time
- Easy to clean

## SPECIFICATIONS

|                   |                         |
|-------------------|-------------------------|
| MODEL             | OMAKE KRP01-E15         |
| ELECTRICITY       | 3kW, 220V, Single Phase |
| DIMENSIONS        | 500 x 460 x 270mm high  |
| WEIGHT            | 19kg                    |
| BAKING SURFACE    | 400mm Ø                 |
| TEMPERATURE RANGE | 90 ~ 250°C              |

ORDER CODE

OMK-KRP01-E15



DIGITAL TEMP. CONTROL & TIMER



# SQUARE BELGIAN WAFFLE BAKERS HEAVY DUTY

## FEATURES

- Teflon coated aluminium injection body
- Teflon coated aluminium injection mould (*Belgian as standard*)
- Stainless steel heating elements
- Modern ergonomic design
- Available in single and double models
- 430 Stainless steel base
- Additional easy interchangeable mould shapes available
- Easy to clean
- Fitted with (4x) non-slip feet
- Manual and digital control models available



## DOUBLE SPECIFICATIONS

|                   |                         |
|-------------------|-------------------------|
| ELECTRICITY       | 5kW, 230V, Single Phase |
| DIMENSIONS        | 560 x 450 x 270mm high  |
| WEIGHT            | 24kg                    |
| BAKING SURFACE    | (2x) 220 x 220mm        |
| TEMPERATURE RANGE | 50 ~ 250°C              |

## DIGITAL CONTROL

|            |                      |
|------------|----------------------|
| MODEL      | OMAKE WFL21-E25-2101 |
| ORDER CODE | OMK-WFL21-E25        |

## MANUAL CONTROL

|            |                      |
|------------|----------------------|
| MODEL      | OMAKE WFL21-E21-2101 |
| ORDER CODE | OMK-WFL21-E21        |



## SINGLE SPECIFICATIONS

|                   |                           |
|-------------------|---------------------------|
| ELECTRICITY       | 2.5kW, 230V, Single Phase |
| DIMENSIONS        | 270 x 450 x 270mm high    |
| WEIGHT            | 13kg                      |
| BAKING SURFACE    | 220 x 220mm               |
| TEMPERATURE RANGE | 50 ~ 250°C                |

## DIGITAL CONTROL

|            |                      |
|------------|----------------------|
| MODEL      | OMAKE WFL21-E15-2101 |
| ORDER CODE | OMK-WFL21-E15        |

## MANUAL CONTROL

|            |                      |
|------------|----------------------|
| MODEL      | OMAKE WFL21-E11-2101 |
| ORDER CODE | OMK-WFL21-E11        |

## ADDITIONAL INTERCHANGEABLE MOLDS



**CLASSIC**

ORDER CODE  
OMK-WFL21-2102



**MINI SQUARE**

ORDER CODE  
OMK-WFL21-2103



**HEART SHAPE**

ORDER CODE  
OMK-WFL21-2107



**WAFFLE LOLLY**

ORDER CODE  
OMK-WFL21-2111



**CONE PLATE**

ORDER CODE  
OMK-WFL21-2109

# ROUND BELGIAN WAFFLE BAKERS ROTATING

## FEATURES

- Teflon coated aluminium injection body
- Teflon coated aluminium injection mould (*Belgian round as standard*)
- Stainless steel heating elements
- Digital temperature control and timer ensures constant baking results
- Available in single and double models
- 430 Stainless steel base
- Baking mechanism rotates 180°
- Modern ergonomic design
- Easy to clean
- Fitted with (4x) non-slip feet



## DOUBLE - DIGITAL CONTROL

### SPECIFICATIONS

|                   |                         |
|-------------------|-------------------------|
| MODEL             | OMAKE WFL02-E25-0101    |
| ELECTRICITY       | 5kW, 230V, Single Phase |
| DIMENSIONS        | 560 x 450 x 270mm high  |
| WEIGHT            | 24kg                    |
| BAKING SURFACE    | (2x) 180mm Ø            |
| TEMPERATURE RANGE | 50 ~ 300°C              |

ORDER CODE **OMK-WFL02-E25**



## SINGLE - DIGITAL CONTROL

### SPECIFICATIONS

|                   |                           |
|-------------------|---------------------------|
| MODEL             | OMAKE WFL02-E15-0101      |
| ELECTRICITY       | 2.5kW, 230V, Single Phase |
| DIMENSIONS        | 270 x 450 x 270mm high    |
| WEIGHT            | 13kg                      |
| BAKING SURFACE    | 180mm Ø                   |
| TEMPERATURE RANGE | 50 ~ 300°C                |

ORDER CODE **OMK-WFL02-E15**



HEAD ROTATES 180° FOR OPTIMUM BAKING



DIGITAL TEMPERATURE CONTROL & TIMER



# WAFFLE BAKERS SNACK



## FEATURES

- Machine body manufactured from stainless steel
- The handles are manufactured from heat-resistant material
- Fitted with a timer
- A removable tray around the bottom of the work surface is used to collect excess dough for easy cleaning
- Baking plates manufactured from heavy duty cast iron
- Thermostat controlled
- Fitted with (4x) non-slip feet



## BELGIAN - DOUBLE

### SPECIFICATIONS

|                   |                           |
|-------------------|---------------------------|
| MODEL             | SmartChef HWB-2S          |
| ELECTRICITY       | 3.2kW, 230V, Single Phase |
| DIMENSIONS        | 570 x 380 x 250mm high    |
| WEIGHT            | 20.5kg                    |
| BAKING SURFACE    | (2x) 220 x 220mm          |
| TEMPERATURE RANGE | 50 ~ 300°C                |

ORDER CODE                      **WBS0002**



## BELGIAN - SINGLE

### SPECIFICATIONS

|                   |                           |
|-------------------|---------------------------|
| MODEL             | SmartChef HWB-1S          |
| ELECTRICITY       | 1.6kW, 230V, Single Phase |
| DIMENSIONS        | 290 x 330 x 250mm high    |
| WEIGHT            | 7.5kg                     |
| BAKING SURFACE    | 220 x 220mm               |
| TEMPERATURE RANGE | 50 ~ 300°C                |

ORDER CODE                      **WBS0001**



## WAFFLE LOLLY WAFFLE ON A STICK

### SPECIFICATIONS

|                    |                           |
|--------------------|---------------------------|
| MODEL              | SmartChef HX-2208         |
| ELECTRICITY        | 1.7kW, 230V, Single Phase |
| DIMENSIONS         | 330 x 365 x 235mm high    |
| WEIGHT             | 10kg                      |
| CAPACITY           | 4 Rows                    |
| SINGLE WAFFLE SIZE | 225 x 60 x 15mm           |
| TEMPERATURE RANGE  | 50 ~ 300°C                |

ORDER CODE                      **WBS2001**



## ROUND WAFFLE BAKERS SNACK

### FEATURES

- Machine body manufactured from stainless steel
- Fitted with heat-insulated handles
- Fitted with a timer
- Fitted with (4x) non-slip feet
- Baking plates manufactured from non-stick, heavy duty, cast iron
- Thermostat controlled
- A removable tray around the bottom of the work surface is used to collect excess dough for easy cleaning



### DOUBLE SPECIFICATIONS

|                   |                         |
|-------------------|-------------------------|
| MODEL             | SmartChef HWB-2         |
| ELECTRICITY       | 2kW, 230V, Single Phase |
| DIMENSIONS        | 500 x 350 x 260mm high  |
| WEIGHT            | 11kg                    |
| BAKING SURFACE    | (2x) 170mm Ø            |
| TEMPERATURE RANGE | 50 ~ 300°C              |

ORDER CODE                      WBS1002



### SINGLE SPECIFICATIONS

|                   |                         |
|-------------------|-------------------------|
| MODEL             | SmartChef HWB-1         |
| ELECTRICITY       | 1kW, 230V, Single Phase |
| DIMENSIONS        | 250 x 350 x 260mm high  |
| WEIGHT            | 6kg                     |
| BAKING SURFACE    | 170mm Ø                 |
| TEMPERATURE RANGE | 50 ~ 300°C              |

ORDER CODE                      WBS1001





# COMBI STEAMERS & CONVECTION OVENS







**FEATURES**

- Patented fan guard system *Airflowlogic™*
- Patented system for direct steam *Humilogic™*
- Patented system for cooking chamber drying *Drylogic™*
- Outer casing manufactured from AISI 304 stainless steel
- Cooking chamber is manufactured from 1mm - thick, moulded, AISI 304 18/10 stainless steel with fully rounded edges
- Cooking chamber lighting via LED Bar fitted into the door
- Door is right hand hinged with adjustable door hinges and handle catch
- 10 Levels of direct steam controlled by a touch control panel situated on the right hand side of the door
- Fitted with quick selection knob for the touch screen
- The side supports and drip tray can easily be removed for cleaning
- Fitted with 4 bidirectional fan motors for even heat distribution
- 500 Programmable recipes
- Delayed start function up to 23 hours and 59 minutes
- Supplied with multipoint core prob
- Supplied without trays and grids
- IPX5 protection rating against water
- 42 Language settings for the control panel
- Humidity management software installed
- Automatic washing system integrated
- Supplied without chemicals

\*\* It is recommend that all combi steamers be installed with water treatment system



**20 PAN GASTRONOMY**

**SPECIFICATIONS**

|                            |                          |
|----------------------------|--------------------------|
| MODEL                      | EKA MKF 2011 TS          |
| ELECTRICITY                | 31kW, 380V, 3 Phase + N  |
| DIMENSIONS                 | 930 x 1035 x 1900mm high |
| WEIGHT                     | 247kg                    |
| CHAMBER DIMENSIONS         | 710 x 551 x 1440mm high  |
| TEMPERATURE RANGE          | 30 ~ 270°C               |
| NUMBER OF PROGRAMS         | 500                      |
| PROGRAMMABLE COOKING STEPS | 10                       |
| PRE-HEATING TEMPERATURE    | 180°C                    |

**ORDER CODE**

**MKF2011TS**



**Supplied with 20 pan gastronomy trolley with handle**

|                   |                     |
|-------------------|---------------------|
| CAPACITY          | (20x) 1/1GN Pans    |
| RUNNER SPACING    | 66mm                |
| <b>ORDER CODE</b> | <b>EKF-EKCR20TC</b> |

**Convert your oven to a 16 tray baking oven by changing trolleys**

|                   |                              |
|-------------------|------------------------------|
| CAPACITY          | (16x) 600 x 400 baking trays |
| RUNNER SPACING    | 80mm                         |
| <b>ORDER CODE</b> | <b>EKF-EKCR16TC</b>          |

**OPTIONAL EXTRAS (FULL SPECS • PAGE 70 - 71)**

**INSERTS**

- 1/1 GN PAN - 55mm
- 1/1 GN PAN - 55mm (perforated)
- 1/1 GN PAN - 40mm
- 1/1 GN PAN - 40mm (perforated)

- GNF8055**
- GNF8055.P**
- GNF8040**
- GNF8040.P**

**GRIDS**

- 1/1 GN GRID

**OGS0011**

**BAKING TRAYS**

- 600 x 400 x 30mm

**BTA0064**

**CLEANING**

- CLEANING DETERGENT


**MKF-MKDET**



**FEATURES**

- Outer casing manufactured from AISI 304 stainless steel
- Cooking chamber is manufactured from 1mm - thick, moulded, AISI 304 18/10 stainless steel with fully rounded edges
- Cooking chamber lighting via LED Bar fitted into the door
- Door is right hand hinged with adjustable door hinges and handle catch
- The side supports and drip tray can easily be removed for cleaning
- Manual hand spray/wash can be fitted
- 5 Levels of direct steam controlled by a manual control panel situated on the right hand side of the door
- Fitted with a condensate collection bowl, with drain on door
- Fitted with 4 bidirectional fan motors for even heat distribution
- IPX4 protection rating against water
- Timer for cooking from 10 to 120 minutes / infinity
- Supplied without stand
- Supplied without trays and grids
- Supplied without chemicals

\*\* It is recommend that all combi steamers be installed with water treatment system




**20 PAN GASTRONOMY**

**SPECIFICATIONS**

|                         |                          |
|-------------------------|--------------------------|
| MODEL                   | EKA MKF 2011 S           |
| ELECTRICITY             | 31kW, 380V, 3 Phase + N  |
| DIMENSIONS              | 930 x 1041 x 1900mm high |
| WEIGHT                  | 247kg                    |
| CHAMBER DIMENSIONS      | 710 x 551 x 1440mm high  |
| TEMPERATURE RANGE       | 30 ~ 270°C               |
| PRE-HEATING TEMPERATURE | 180°C                    |

**ORDER CODE**

**MKF2011S**



**Supplied with 20 pan gastronomy trolley with handle**

|                   |                     |
|-------------------|---------------------|
| CAPACITY          | (20x) 1/1GN Pans    |
| RUNNER SPACING    | 66mm                |
| <b>ORDER CODE</b> | <b>EKF-EKCR20TC</b> |

**Convert your oven to a 16 tray baking oven by changing trolleys**

|                   |                              |
|-------------------|------------------------------|
| CAPACITY          | (16x) 600 x 400 baking trays |
| RUNNER SPACING    | 80mm                         |
| <b>ORDER CODE</b> | <b>EKF-EKCR16TC</b>          |

**OPTIONAL EXTRAS (FULL SPECS • PAGE 70 - 71)**

**INSERTS**

- 1/1 GN PAN - 55mm
- 1/1 GN PAN - 55mm (perforated)
- 1/1 GN PAN - 40mm
- 1/1 GN PAN - 40mm (perforated)

- GNF8055**
- GNF8055.P**
- GNF8040**
- GNF8040.P**

**GRIDS**

- 1/1 GN GRID

**OGS0011**

**BAKING TRAYS**

- 600 x 400 x 30mm

**BTA0064**

**CLEANING**

- MANUAL SPAY KIT

**EKF-EKKD**



**FEATURES**

- Patented technology Airflowlogic™ / Humilogic™ / Drylogic™
- Outer casing manufactured from AISI 304 stainless steel
- Cooking chamber is manufactured from 1mm - thick, moulded, AISI 304 18/10 stainless steel with fully rounded edges
- Cooking chamber lighting via LED Bar fitted into the door
- Door is right hand hinged with adjustable door hinges and handle catch
- The side supports and drip tray can easily be removed for cleaning
- 10 Levels of direct steam controlled by a touch control panel situated on the right hand side of the door
- IPX5 protection rating against water
- 42 Language settings for the control panel
- Humidity management software installed
- Automatic washing system integrated
- Stand, trays and grids NOT supplied
- Fitted with quick selection knob for the touch screen
- 500 Programmable recipes
- Fitted with a Wi-fi communication system
- Delayed start function up to 23 hours and 59 minutes
- Multipoint core probe included

\*\* It is recommend that all combi steamers be installed with water treatment system



**11 PAN GASTRONOMY**

**SPECIFICATIONS**

|                      |                           |
|----------------------|---------------------------|
| MODEL                | EKA MKF 1111 TS           |
| ELECTRICITY          | 15.4kW, 380V, 3 Phase + N |
| DIMENSIONS           | 730 x 850 x 1130mm high   |
| WEIGHT               | 114kg                     |
| CAPACITY             | (11x) 1/1 GN pans         |
| RUNNER SPACING       | 68mm                      |
| NUMBER OF FANS       | (2x) bidirectional        |
| TEMPERATURE RANGE    | 30 ~ 270°C                |
| NO. OF PROGRAMS      | 500                       |
| PROG. COOKING STEPS  | 10                        |
| PRE-HEAT TEMPERATURE | 180°C                     |



**ORDER CODE** MKF1111TS

**7 PAN GASTRONOMY**

**SPECIFICATIONS**

|                      |                           |
|----------------------|---------------------------|
| MODEL                | EKA MKF 711 TS            |
| ELECTRICITY          | 11.4kW, 380V, 3 Phase + N |
| DIMENSIONS           | 730 x 850 x 850mm high    |
| WEIGHT               | 96kg                      |
| CAPACITY             | (7x) 1/1 GN pans          |
| RUNNER SPACING       | 68mm                      |
| NUMBER OF FANS       | (2x) bidirectional        |
| TEMPERATURE RANGE    | 30 ~ 270°C                |
| NO. OF PROGRAMS      | 500                       |
| PROG. COOKING STEPS  | 10                        |
| PRE-HEAT TEMPERATURE | 180°C                     |



**ORDER CODE** MKF711TS

**OPTIONAL EXTRAS (FULL SPECS • PAGE 70 - 71)**

**INSERTS**

|                                |                  |
|--------------------------------|------------------|
| 1/1 GN PAN - 55mm              | <b>GNF8055</b>   |
| 1/1 GN PAN - 55mm (perforated) | <b>GNF8055.P</b> |
| 1/1 GN PAN - 40mm              | <b>GNF8040</b>   |
| 1/1 GN PAN - 40mm (perforated) | <b>GNF8040.P</b> |

**GRIDS**

|             |                |
|-------------|----------------|
| 1/1 GN GRID | <b>OGS0011</b> |
|-------------|----------------|

**STANDS**

|                     |                       |
|---------------------|-----------------------|
| Stand for MKF1111TS | <b>MKF-MKTS1111-L</b> |
| Stand for MKF711TS  | <b>MKF-MKTS711-L</b>  |

**CLEANING**

|                    |                  |
|--------------------|------------------|
| CLEANING DETERGENT | <b>MKF-MKDET</b> |
|--------------------|------------------|





**FEATURES**

- Outer casing manufactured from stainless steel
- Cooking chamber is manufactured from 1mm - thick, moulded, AISI 304 18/10 stainless steel with fully rounded edges
- Cooking chamber lighting via LED Bar fitted into the door
- Door is right hand hinged with adjustable door hinges and handle catch
- The side supports and drip tray can easily be removed for cleaning
- Manual hand spray/wash can be fitted
- 5 Levels of direct steam controlled by a manual control panel situated on the right hand side of the door
- IPX4 protection rating against water
- Timer for cooking from 10 to 120 minutes / infinity
- Supplied without trays and grids
- Fitted with a condensate collection bowl, with drain on door
- Supplied without stand
- Fitted with 2 bidirectional fan motors for even heat distribution

\*\* It is recommend that all combi steamers be installed with water treatment system



**11 PAN GASTRONOMY**

**SPECIFICATIONS**

|                   |                           |
|-------------------|---------------------------|
| MODEL             | EKA MKF 1111 S            |
| ELECTRICITY       | 15.4kW, 380V, 3 Phase + N |
| DIMENSIONS        | 730 x 855 x 1130mm high   |
| WEIGHT            | 114kg                     |
| CAPACITY          | (11x) 1/1 GN pans         |
| RUNNER SPACING    | 68mm                      |
| NUMBER OF FANS    | (2x) bidirectional        |
| TEMPERATURE RANGE | 30 ~ 270 °C               |

**ORDER CODE** MKF1111S



**7 PAN GASTRONOMY**

**SPECIFICATIONS**

|                   |                           |
|-------------------|---------------------------|
| MODEL             | EKA MKF 711 S             |
| ELECTRICITY       | 10.4kW, 380V, 3 Phase + N |
| DIMENSIONS        | 730 x 855 x 850mm high    |
| WEIGHT            | 96kg                      |
| CAPACITY          | (7x) 1/1 GN pans          |
| RUNNER SPACING    | 68mm                      |
| NUMBER OF FANS    | (2x) bidirectional        |
| TEMPERATURE RANGE | 30 ~ 270 °C               |

**ORDER CODE** MKF711S



**OPTIONAL EXTRAS (FULL SPECS • PAGE 70 - 71)**

**INSERTS**

|                                |                  |
|--------------------------------|------------------|
| 1/1 GN PAN - 55mm              | <b>GNF8055</b>   |
| 1/1 GN PAN - 55mm (perforated) | <b>GNF8055.P</b> |
| 1/1 GN PAN - 40mm              | <b>GNF8040</b>   |
| 1/1 GN PAN - 40mm (perforated) | <b>GNF8040.P</b> |

**GRIDS**

|             |                |
|-------------|----------------|
| 1/1 GN GRID | <b>OGS0011</b> |
|-------------|----------------|

**STANDS**

|                     |                       |
|---------------------|-----------------------|
| Stand for MKF1111TS | <b>MKF-MKTS1111-L</b> |
| Stand for MKF711TS  | <b>MKF-MKTS711-L</b>  |

**CLEANING**

|                  |                 |
|------------------|-----------------|
| MANUAL SPRAY KIT | <b>EKF-EKGD</b> |
|------------------|-----------------|



**FEATURES**

- Outer casing manufactured from stainless steel
- Cooking chamber is manufactured from 1mm - thick, moulded, AISI 304 18/10 stainless steel with fully rounded edges
- Cooking chamber lighting via LED Bar fitted into the door
- Door is right hand hinged with adjustable door hinges and handle catch
- The side supports and drip tray can easily be removed for cleaning
- Manual hand spray/wash can be fitted
- 5 Levels of direct steam controlled by a manual control panel situated on the right hand side of the door
- Fitted with a condensate collection bowl, with drain on door
- Timer for cooking from 10 to 120 minutes / infinity
- Supplied without trays and grids
- IPX4 protection rating against water
- Supplied without stand
- Fitted with bidirectional fan motors for even heat distribution

\*\* It is recommend that all combi steamers be installed with water treatment system



**10 TRAY BAKERY**

**SPECIFICATIONS**

|                   |                           |
|-------------------|---------------------------|
| MODEL             | EKA MKF 1064 S            |
| ELECTRICITY       | 15.4kW, 380V, 3 Phase + N |
| DIMENSIONS        | 850 x 1041 x 1130mm high  |
| WEIGHT            | 140kg                     |
| CAPACITY          | (10x) 600 x 400mm trays   |
| RUNNER SPACING    | 80mm                      |
| NUMBER OF FANS    | (3x) bidirectional        |
| TEMPERATURE RANGE | 30 ~ 270 °C               |

ORDER CODE **MKF1064S**



**6 TRAY BAKERY**

**SPECIFICATIONS**

|                   |                           |
|-------------------|---------------------------|
| MODEL             | EKA MKF 664 S             |
| ELECTRICITY       | 10.4kW, 380V, 3 Phase + N |
| DIMENSIONS        | 850 x 1041 x 850mm high   |
| WEIGHT            | 108kg                     |
| CAPACITY          | (6x) 600 x 400mm trays    |
| RUNNER SPACING    | 80mm                      |
| NUMBER OF FANS    | (2x) bidirectional        |
| TEMPERATURE RANGE | 30 ~ 270 °C               |

ORDER CODE **MKF664S**



**OPTIONAL EXTRAS (FULL SPECS • PAGE 70 - 71)**

**BAKING TRAYS**

600 x 400 x 30mm **BTA0064**

**GRIDS**

600 x 400mm Grid **OGS0064**

**STANDS**

Stand for MKF1064S **MKF-MKTS1064-L**  
Stand for MKF664S **MKF-MKTS664-L**

**CLEANING**

MANUAL SPRAY KIT **EKF-EKGD**



**FEATURES**

- Outer casing manufactured from stainless steel
- Cooking chamber is manufactured from 1mm - thick, moulded, AISI 304 18/10 stainless steel with fully rounded edges
- Cooking chamber lighting via LED Bar fitted into the door
- Door is right hand hinged with adjustable door hinges and handle catch
- The side supports and drip tray can easily be removed for cleaning
- Manual hand spray/wash can be fitted
- 5 Levels of direct steam controlled by a manual control panel situated on the right hand side of the door
  - IPX4 protection rating against water
  - Supplied without stand
  - Fitted with bidirectional fan motors for even heat distribution
- Fitted with a condensate collection bowl, with drain on door
- Timer for cooking from 10 to 120 minutes / infinity
- Supplied without trays and grids

\*\* It is recommend that all combi steamers be installed with water treatment system



**11 PAN GASTRONOMY**

**SPECIFICATIONS**

|                   |                           |
|-------------------|---------------------------|
| MODEL             | EKA MKF 1111 GS           |
| BTU RATING        | 60 000                    |
| ELECTRICITY       | 0.7kW, 220V, Single Phase |
| DIMENSIONS        | 730 x 855 x 1231mm high   |
| WEIGHT            | 141kg                     |
| CAPACITY          | (11x) 1/1 GN pans         |
| RUNNER SPACING    | 68mm                      |
| NUMBER OF FANS    | (3x) bidirectional        |
| TEMPERATURE RANGE | 30 ~ 270 °C               |

ORDER CODE

MKF1111GS



**10 TRAY BAKERY**

**SPECIFICATIONS**

|                   |                           |
|-------------------|---------------------------|
| MODEL             | EKA MKF 1064 GS           |
| BTU RATING        | 61 000                    |
| ELECTRICITY       | 0.7kW, 220V, Single Phase |
| DIMENSIONS        | 850 x 1041 x 1231mm high  |
| WEIGHT            | 158kg                     |
| CAPACITY          | (10x) 600 x 400mm pans    |
| RUNNER SPACING    | 80mm                      |
| NUMBER OF FANS    | (3x) bidirectional        |
| TEMPERATURE RANGE | 30 ~ 270 °C               |

ORDER CODE

MKF1064GS



**OPTIONAL EXTRAS (FULL SPECS • PAGE 70 - 71)**

**INSERTS for MKF1111GS**

|                                |                  |
|--------------------------------|------------------|
| 1/1 GN PAN - 55mm              | <b>GNF8055</b>   |
| 1/1 GN PAN - 55mm (perforated) | <b>GNF8055.P</b> |
| 1/1 GN PAN - 40mm              | <b>GNF8040</b>   |
| 1/1 GN PAN - 40mm (perforated) | <b>GNF8040.P</b> |

**STANDS**

|                     |                       |
|---------------------|-----------------------|
| Stand for MKF1111GS | <b>MKF-MKTS1111-L</b> |
| Stand for MKF1064GS | <b>MKF-MKTS1064-L</b> |

**BAKING TRAYS for MKF1064GS**

|                  |                |
|------------------|----------------|
| 600 x 400 x 30mm | <b>BTA0064</b> |
|------------------|----------------|

**GRIDS**

|                                  |                |
|----------------------------------|----------------|
| 1/1 GN GRID (for MKF1111GS)      | <b>OGS0011</b> |
| 600 x 400mm Grid (for MKF1064GS) | <b>OGS0064</b> |

**CLEANING KIT**

|                  |                 |
|------------------|-----------------|
| MANUAL SPRAY KIT | <b>EKF-EKKD</b> |
|------------------|-----------------|



# CONVECTION OVENS

## MILLENNIAL MANUAL CONTROL



### FEATURES

- Outer casing manufactured from stainless steel
- Cooking chamber is manufactured from 1mm - thick, moulded, AISI 304 18/10 stainless steel with fully rounded edges
- Cooking chamber lighting via LED Bar fitted into the door
- Door is right hand hinged with adjustable door hinges and handle catch
- The side supports and drip tray can easily be removed for cleaning
- Manual hand spray/wash can be fitted
- 5 Levels of direct steam controlled by a manual control panel situated on the right hand side of the door
- Fitted with a condensate collection bowl, with drain on door
- Timer for cooking from 10 to 120 minutes / infinity
- Supplied without trays and grids
- IPX3 protection rating against water
- Supplied without stand
- Fitted with bidirectional fan motors for even heat distribution



### 6 TRAY

#### SPECIFICATIONS

|                   |                           |
|-------------------|---------------------------|
| MODEL             | EKA MKF 664 SP            |
| ELECTRICITY       | 10.4kW, 380V, 3 Phase + N |
| DIMENSIONS        | 850 x 1041 x 850mm high   |
| WEIGHT            | 108kg                     |
| CAPACITY          | (6x) 600 x 400mm pans     |
| RUNNER SPACING    | 80mm                      |
| NUMBER OF FANS    | (2x) bidirectional        |
| TEMPERATURE RANGE | 30 ~ 270 °C               |

#### ORDER CODE

**MKF664SP**



### OPTIONAL EXTRAS (FULL SPECS • PAGE 70 - 71)

#### BAKING TRAYS

600 x 400 x 30mm

**BTA0064**

#### GRIDS

600 x 400mm Grid

**OGS0064**

#### STAND

Stand for MKF664SP

**MKF-MKTS664-L**



**FEATURES**

- Outer casing manufactured from stainless steel
- Cooking chamber is manufactured from 1mm thick, moulded, AISI 304 18/10 stainless steel with fully rounded edges
- 2 halogen lights inside the cooking chamber
- The side supports and drip tray can easily be removed for cleaning
- 10 Levels of direct steam controlled by a digital control panel situated below the door
- Fitted with 2 bidirectional fan motors for even heat distribution
- IPX3 protection rating against water
- Bottom hinged door
- Supplied without trays and grids
- *It is recommend that all combi steamers be installed with water treatment system*

- Stackable
- Supplied without stand

**4 PAN DIGITAL CONTROL**

**SPECIFICATIONS**

|             |  |
|-------------|--|
| MODEL       | EKA EKF 416 DUD                            |
| ELECTRICITY | 6.4kW, 380V, 3 Phase + N                   |
| DIMENSIONS  | 790 x 750 x 635mm high                     |
| WEIGHT      | 58kg                                       |
| CHAMBER DIM | 660 x 445 x 380mm high                     |
| CAPACITY    | (4x) 1/1 GN pans<br>(4x) 600 x 400mm trays |

|                      |            |
|----------------------|------------|
| RUNNER SPACING       | 73mm       |
| TEMPERATURE RANGE    | 30 ~ 270°C |
| NUMBER OF PROGRAMS   | 99         |
| PROG. COOKING STEPS  | 4          |
| PRE-HEAT TEMPERATURE | 180°C      |

**ORDER CODE**

**EKF416DUD**



**FEATURES**

- Outer casing manufactured from stainless steel
- Cooking chamber is manufactured from 1mm thick, moulded, AISI 304 18/10 stainless steel with fully rounded edges
- Cooking chamber lighting via LED bar fitted into the door
- Available in bottom or right hand hinged door models
- 5 Levels of direct steam controlled by a electromechanical control panel situated on the left hand side of the door
- The side supports and drip tray can easily be removed for cleaning
- Fitted with 2 bidirectional fan motors for even heat distribution
- IPX3 protection rating against water
- Supplied without trays and grids
- *It is recommend that all combi steamers be installed with water treatment system*

- Stackable
- Supplied without stand

**4 PAN MANUAL CONTROL**

**SPECIFICATIONS**

|                    |  |
|--------------------|--|
| ELECTRICITY        | 6.4kW, 380V, 3 Phase + N                   |
| DIMENSIONS         | 790 x 785 x 635mm high                     |
| WEIGHT             | 57kg                                       |
| CHAMBER DIMENSIONS | 660 x 430 x 380mm high                     |
| CAPACITY           | (4x) 1/1 GN pans<br>(4x) 600 x 400mm trays |
| RUNNER SPACING     | 73mm                                       |
| TEMPERATURE RANGE  | 30 ~ 270°C                                 |

**RIGHT HAND HINGED DOOR**

|            |                   |
|------------|-------------------|
| MODEL      | EKA EKF 416 ALUD  |
| ORDER CODE | <b>EKF416ALUD</b> |

**BOTTOM HINGED DOOR**

|            |                 |
|------------|-----------------|
| MODEL      | EKA EKF 416 UD  |
| ORDER CODE | <b>EKF416UD</b> |



**OPTIONAL EXTRAS (FULL SPECS • PAGE 70 - 71)**

**INSERTS**

|                                |                  |
|--------------------------------|------------------|
| 1/1 GN PAN - 65mm              | <b>GNF8065</b>   |
| 1/1 GN PAN - 65mm (perforated) | <b>GNF8065.P</b> |

**BAKING TRAYS**

|                  |                |
|------------------|----------------|
| 600 x 400 x 20mm | <b>BTA0013</b> |
|------------------|----------------|

**OVEN STAND**

|            |                |
|------------|----------------|
| ORDER CODE | <b>SOE0416</b> |
|------------|----------------|

**GRIDS**

|                  |                |
|------------------|----------------|
| 1/1 GN GRID      | <b>OGS0011</b> |
| 600 x 400mm GRID | <b>OGS0064</b> |

**CLEANING**

|                  |                 |
|------------------|-----------------|
| MANUAL SPRAY KIT | <b>EKF-EKKD</b> |
|------------------|-----------------|



**FEATURES**

- Outer casing manufactured from stainless steel
- Cooking chamber is manufactured from 1mm thick AISI 430 18/10 stainless steel with fully rounded edges
- 1 halogen light fitted into the cooking chamber
- The side supports and drip tray can easily be removed for cleaning
- Electromechanical control panel fitted at the bottom of the door
- Fitted with 2 bidirectional fan motors for even heat distribution
- IPX3 protection rating against water
- Stackable
- Supplied without trays and grids
- Bottom hinged door
- Supplied without stand



**HUMIDIFICATION (PULSE)**

**4 PAN WITH HUMIDIFICATION**

**SPECIFICATIONS**

|                    |                           |
|--------------------|---------------------------|
| MODEL              | EKA EKF 416               |
| ELECTRICITY        | 3.4kW, 220V, Single Phase |
| DIMENSIONS         | 790 x 750 x 635mm high    |
| WEIGHT             | 51kg                      |
| CHAMBER DIMENSIONS | 660 x 445 x 380mm high    |

|                   |  |
|-------------------|--|
| CAPACITY          | (4x) 1/1 GN pans<br>(4x) 600 x 400mm trays |
| RUNNER SPACING    | 73mm                                       |
| TEMPERATURE RANGE | 50 ~ 300°C                                 |

**ORDER CODE**

**EKF416**



**FEATURES**

- Outer casing manufactured from stainless steel
- Cooking chamber is manufactured from 1mm thick AISI 304 18/10 stainless steel with fully rounded edges
- 1 halogen light fitted into the cooking chamber
- Available in bottom or right hand hinged door models
- The side supports and drip tray can easily be removed for cleaning
- Electromechanical control panel situated at the bottom of the door
- Fitted with a bidirectional fan motor for even heat distribution
- IPX3 protection rating against water
- Supplied without trays and grids
- Stackable
- Supplied without stand

**4 PAN**

**SPECIFICATIONS**

|                    |  |
|--------------------|--|
| ELECTRICITY        | 6.2kW, 380V, 2 Phase + N                   |
| DIMENSIONS         | 790 x 750 x 635mm high                     |
| WEIGHT             | 51kg                                       |
| CHAMBER DIMENSIONS | 660 x 445 x 380mm high                     |
| CAPACITY           | (4x) 1/1 GN Pans<br>(4x) 600 x 400mm trays |
| RUNNER SPACE       | 73mm                                       |
| TEMP RANGE         | 50 ~ 300°C                                 |

**RIGHT HAND HINGED DOOR**

|            |                  |
|------------|------------------|
| MODEL      | EKA EKF 416 ALP  |
| ORDER CODE | <b>EKF416ALP</b> |

**BOTTOM HINGED DOOR**

|            |                |
|------------|----------------|
| MODEL      | EKA EKF 416 P  |
| ORDER CODE | <b>EKF416P</b> |



**OPTIONAL EXTRAS (FULL SPECS • PAGE 70 - 71)**

**BAKING TRAY**

600 x 400 x 20mm

**BTA0013**

**OVEN STAND**

ORDER CODE

**SOE0416**

**OVEN GRIDS**

1/1 GN GRID  
600 x 400mm GRID

**OGS0011**  
**OGS0064**

# CONVECTION OVENS

## EVOLUTION MANUAL CONTROL



### FEATURES

- Outer casing manufactured from stainless steel
- Cooking chamber is manufactured from 1mm thick AISI 304 18/10 stainless steel with fully rounded edges
- 1 halogen light fitted into the cooking chamber
- The side supports and drip tray can easily be removed for cleaning
- Bottom hinged door
- Electromechanical control panel situated at the bottom of the door
- Fitted with 1 unidirectional fan motor for even heat distribution
- (8x) Baking functions - Traditional (static), convection, grilling and combinations of the before mentioned
- IPX3 protection rating against water
- Supplied without stand
- Supplied with (4x) 430 x 345mm baking sheets

### 4 PAN MULTI-FUNCTIONAL

#### SPECIFICATIONS

|                    |                           |
|--------------------|---------------------------|
| MODEL              | EKA EKF 423 M             |
| ELECTRICITY        | 2.8kW, 220V, Single Phase |
| DIMENSIONS         | 590 x 695 x 590mm high    |
| WEIGHT             | 35kg                      |
| CHAMBER DIMENSIONS | 450 x 395 x 330mm high    |

|                   |                        |
|-------------------|------------------------|
| CAPACITY          | (4x) 430 x 345mm trays |
| RUNNER SPACING    | 73mm                   |
| TEMPERATURE RANGE | 50°C ~ 300°C           |

ORDER CODE

EKF423M



### FEATURES

- Outer casing manufactured from stainless steel
- Cooking chamber is manufactured from 1mm thick AISI 304 18/10 stainless steel with fully rounded edges
- 1 halogen light fitted into the cooking chamber
- The side supports and drip tray can easily be removed for cleaning
- Bottom hinged door
- Electromechanical control panel situated at the top of the door
- Fitted with a unidirectional fan motor for even heat distribution
- IPX3 protection rating against water
- Supplied without stand
- Supplied with (4x) 430 x 345mm baking sheets

### 4 PAN MANUAL CONTROL

#### SPECIFICATIONS

|                    |                           |
|--------------------|---------------------------|
| MODEL              | EKA EKF 423 P             |
| ELECTRICITY        | 2.8kW, 220V, Single Phase |
| DIMENSIONS         | 590 x 695 x 590mm high    |
| WEIGHT             | 35kg                      |
| CHAMBER DIMENSIONS | 450 x 395 x 330mm high    |

|                   |                        |
|-------------------|------------------------|
| CAPACITY          | (4x) 430 x 345mm trays |
| RUNNER SPACING    | 73mm                   |
| TEMPERATURE RANGE | 50°C ~ 300°C           |

ORDER CODE

EKF423



## OPTIONAL EXTRAS (FULL SPECS • PAGE 70 - 71)

### BAKING TRAY

435 x 315 x 10mm

BTA0043

### OVEN STAND

ORDER CODE

SOE0423

### OVEN GRID

435 x 315mm GRID

COA2003



# OPTIONAL EXTRAS - EKA COMBI STEAMERS & CONVECTION OVENS

## FULL SPECIFICATIONS

### PUSH-IN TROLLEYS



#### FEATURES

- Manufactured from AISI 304 Stainless steel
- Fitted with 4 robust castors, 2 lockable
- Fitted with removable handle



#### 20 PAN PUSH-IN GASTRONOMY TROLLEY

##### SPECIFICATIONS

|                |                         |
|----------------|-------------------------|
| MODEL          | EKA EKCR20TC            |
| DIMENSIONS     | 740 x 561 x 1750mm high |
| WEIGHT         | 34kg                    |
| CAPACITY       | (20x) 1/1 GN pans       |
| RUNNER SPACING | 66mm                    |
| ORDER CODE     | EKF-EKCR20TC            |

#### 16 TRAY PUSH-IN BAKING TROLLEY

##### SPECIFICATIONS

|                |                               |
|----------------|-------------------------------|
| MODEL          | EKA EKCR16TC                  |
| DIMENSIONS     | 740 x 561 x 1750mm high       |
| WEIGHT         | 34kg                          |
| CAPACITY       | (16x) 600 x 400mm baking tray |
| RUNNER SPACING | 80mm                          |
| ORDER CODE     | EKF-EKCR16TC                  |

#### COMPATIBLE WITH THE FOLLOWING MODELS

- EKA MKF 2011 TS
- EKA MKF 2011 S

### INSERTS

- 1/1GN - 65mm deep
- 1/1GN - 65mm (perforated)
- 1/1GN - 55mm deep
- 1/1GN - 55mm (perforated)
- 1/1GN - 40mm deep
- 1/1GN - 40mm (perforated)

|           |
|-----------|
| GNF8065   |
| GNF8065.P |
| GNF8055   |
| GNF8055.P |
| GNF8040   |
| GNF8040.P |

### BAKING TRAYS

- 600 x 400 x 30mm deep
- 600 x 400 x 20mm deep
- 435 x 315 x 10mm deep

|         |
|---------|
| BTA0064 |
| BTA0013 |
| BTA0043 |


### GRIDS

- OVEN GRID - 1/1 GN
- OVEN GRID - 600 x 400mm
- OVEN GRID - 435 x 315mm
- COOLING GRID - 600 x 400mm

|         |
|---------|
| OGS0011 |
| OGS0064 |
| COA2003 |
| CTS0064 |



### CORE PROBE FOR MILLENNIAL OVENS



CORE PROBE - with support and 1300mm cable  
ORDER CODE EKF-EKSCS

### CLEANING & FLUSHING



MANUAL SPRAY KIT  
ORDER CODE

EKF-EKKD

CLEANING DETERGENT for Millennial Touch Ovens  
ORDER CODE MKF-MKDET

# OVEN STANDS

## FEATURES

- Runners to accommodate GN Pans, 600 x 400mm or 435 x 315mm baking trays
- Manufactured from 1.2mm thick, 430 Stainless steel
- Fitted with 4 height adjustable plastic feet



**HEIGHT  
ADJUSTABLE FEET**



**STURDY STAINLESS STEEL  
CONSTRUCTION**

### 11 PAN MILLENNIAL OVENS

#### SPECIFICATIONS

DIMENSIONS 600 x 730 x 750mm high  
 WEIGHT 23kg  
 RUNNER SPACING 40mm  
 COMPATIBLE WITH EKA MKF 1111 TS  
 EKA MKF 1111 S  
 EKA MKF 1111 GS



**ORDER CODE MKF-MKTS1111-L**

### 7 PAN MILLENNIAL OVENS

#### SPECIFICATIONS

DIMENSIONS 600 x 730 x 900mm high  
 WEIGHT 28kg  
 RUNNER SPACING 40mm  
 COMPATIBLE WITH EKA MKF 711 TS  
 EKA MKF 711 S



**ORDER CODE MKF-MKTS711-L**

### 10 PAN MILLENNIAL OVENS

#### SPECIFICATIONS

DIMENSIONS 790 x 850 x 750mm high  
 WEIGHT 30kg  
 RUNNER SPACING 40mm  
 COMPATIBLE WITH EKA MFK 1064 S  
 EKA MFK 1064 GS



**ORDER CODE MKF-MKTS1064-L**

### 6 PAN MILLENNIAL OVENS

#### SPECIFICATIONS

DIMENSIONS 790 x 850 x 900mm high  
 WEIGHT 35kg  
 RUNNER SPACING 40mm  
 COMPATIBLE WITH EKA MFK 664 S  
 EKA MFK 664 SP



**ORDER CODE MKF-MKTS664-L**

### 4 PAN EVOLUTION OVENS

#### SPECIFICATIONS

DIMENSIONS 800 x 750 x 850mm high  
 WEIGHT 19kg  
 RUNNER SPACING 70mm  
 COMPATIBLE WITH EKA EKF 416 DUD  
 EKA EKF 416 UD  
 EKA EKF 416 ALUD  
 EKA EKF 416  
 EKA EKF 416 P  
 EKA EKF 416 ALP



**ORDER CODE SOE0416**

### 4 PAN CONVECTION OVENS

#### SPECIFICATIONS

DIMENSIONS 600 x 700 x 850mm high  
 WEIGHT 17kg  
 RUNNER SPACING 70mm  
 COMPATIBLE WITH EKA EKF 423 M  
 EKA EKF 423 P



**ORDER CODE SOE0423**



|                          |   |   |  |
|--------------------------|---|---|--|
| <b>MODEL</b>             | EKA MKF 2011 TS ⚡                                       | EKA MKF 2011 S ⚡  | EKA MKF 1111 TS ⚡                          |
| <b>CAPACITY</b>          | (20x) 1/1 GN Pans or<br>*(16x) 600 x 400mm Baking Trays | (20x) 1/1 GN Pans or<br>*(16x) 600 x 400mm Baking Trays | (11x) 1/1 GN Pans                          |
| <b>RUNNER SPACING</b>    | 66mm  | 66mm  | 68mm                                       |
| <b>ELEC / BTU RATING</b> | 31kW, 380V, 3 Phase + N                                 | 31kW, 380V, 3 Phase + N                                 | 15.4kW, 380V, 3 Phase + N                  |
| <b>CONTROL PANEL</b>     | Touch Control with<br>Quick Selection knob              | Manual Control  | Touch Control with<br>Quick Selection knob |
| <b>BAKING</b>            | ✓   | ✓   | ✓  |
| <b>ROASTING</b>          | ✓   | ✓   | ✓  |
| <b>STEAMING</b>          | ✓   | ✓   | ✓  |
| <b>STEAM METHOD</b>      | Direct Steam - 10 Levels                                | Direct Steam - 5 Levels                                 | Direct Steam - 10 Levels                   |

\*16 pan capacity available with optional 16 pan trolley



|                          |                                |                                    |  |
|--------------------------|--------------------------------|------------------------------------|--|
| <b>MODEL</b>             | EKA MKF 1064 S ⚡               | EKA MKF 1064 GS ⚡                  | EKA MKF 711 TS ⚡                           |
| <b>CAPACITY</b>          | (10x) 600 x 400mm Baking Trays | (10x) 600 x 400mm Baking Trays     | (7x) 1/1 GN Pans                           |
| <b>RUNNER SPACING</b>    | 80mm                           | 80mm                               | 68mm                                       |
| <b>ELEC / BTU RATING</b> | 15.4kW, 380V, 3 Phase + N      | 0.7kW, 220V, Single Phase / 61 000 | 11.4kW, 380V, 3 Phase + N                  |
| <b>CONTROL PANEL</b>     | Manual Control                 | Manual Control                     | Touch Control with<br>Quick Selection knob |
| <b>BAKING</b>            | ✓                              | ✓                                  | ✓  |
| <b>ROASTING</b>          | ✓                              | ✓                                  | ✓  |
| <b>STEAMING</b>          | ✓                              | ✓                                  | ✓  |
| <b>STEAM METHOD</b>      | Direct Steam - 5 Levels        | Direct Steam - 5 Levels            | Direct Steam - 10 Levels                   |



|                          |   |   |   |
|--------------------------|---|---|---|
| <b>MODEL</b>             | EKA EKF 416 DUD ⚡                                 | EKA EKF 416 UD / ALUD ⚡                           | EKA EKF 416 P / ALP ⚡                             |
| <b>CAPACITY</b>          | (4x) 1/1 GN Pans<br>(4x) 600 x 400mm Baking Trays | (4x) 1/1 GN Pans<br>(4x) 600 x 400mm Baking Trays | (4x) 1/1 GN Pans<br>(4x) 600 x 400mm Baking Trays |
| <b>RUNNER SPACING</b>    | 73mm  | 73mm  | 73mm  |
| <b>ELEC / BTU RATING</b> | 6.4kW, 380V, 3 Phase + N                          | 6.4kW, 380V, 3 Phase + N                          | 6.2kW, 380V, 3 Phase + N                          |
| <b>CONTROL PANEL</b>     | Digital Control                                   | Manual Control                                    | Manual Control                                    |
| <b>BAKING</b>            | ✓   | ✓   | ✓   |
| <b>ROASTING</b>          | ✓   | ✓   | ✓   |
| <b>STEAMING</b>          | ✓   | ✓   | -   |
| <b>STEAM METHOD</b>      | Direct Steam - 10 Levels                          | Direct Steam - 5 Levels                           | -   |



|                           |                                    |
|---------------------------|------------------------------------|
| EKA MKF 1111 S ⚡          | EKA MKF 1111 GS ⚡                  |
| (11x) 1/1 GN Pans         | (11x) 1/1 GN Pans                  |
| 68mm                      | 68mm                               |
| 15.4kW, 380V, 3 Phase + N | 0.7kW, 220V, Single Phase / 60 000 |
| Manual Control            | Manual Control                     |
| ✓                         | ✓                                  |
| ✓                         | ✓                                  |
| ✓                         | ✓                                  |
| Direct Steam - 5 Levels   | Direct Steam - 5 Levels            |



|                           |                               |                               |
|---------------------------|-------------------------------|-------------------------------|
| EKA MKF 711 S ⚡           | EKA MKF 664 S ⚡               | EKA MKF 664 SP ⚡              |
| (7x) 1/1 GN Pans          | (6x) 600 x 400mm Baking Trays | (6x) 600 x 400mm Baking Trays |
| 68mm                      | 80mm                          | 80mm                          |
| 11.4kW, 380V, 3 Phase + N | 10.4kW, 380V, 3 Phase + N     | 10.4kW, 380V, 3 Phase + N     |
| Manual Control            | Manual Control                | Manual Control                |
| ✓                         | ✓                             | ✓                             |
| ✓                         | ✓                             | ✓                             |
| ✓                         | ✓                             | ✓                             |
| Direct Steam - 5 Levels   | Direct Steam - 5 Levels       | Direct Steam - 5 Levels       |



|   |                               |                               |
|---|-------------------------------|-------------------------------|
| EKA EKF 416 ⚡                                     | EKA EKF 423 M ⚡               | EKA EKF 423 ⚡                 |
| (4x) 1/1 GN Pans<br>(4x) 600 x 400mm Baking Trays | (4x) 430 x 345mm Baking Trays | (4x) 430 x 345mm Baking Trays |
| 73mm  | 73mm                          | 73mm                          |
| 3.4kW, 380V, 3 Phase + N                          | 2.6kW, 240V, Single Phase     | 2.6kW, 240V, Single Phase     |
| Manual Control                                    | Manual Control                | Manual Control                |
| ✓   | ✓                             | ✓                             |
| ✓   | ✓                             | ✓                             |
| -   | -                             | -                             |
| Indirect steam with button                        | -                             | -                             |



# BAKERY CONVECTION OVENS ELECTRIC



## FEATURES

- Manufactured from 201 non-magnetic stainless steel
- Doors are fitted with tempered glass
- Internal lighting for improved view of the product
- Fitted with a heavy duty door handle
- Fitted with bi-directional fans
- Adjustable air duct, for more baking varieties
- Timer and Steam function
- RX10D fitted with (4x) adjustable feet. RX6D fitted with (4x) non-slip feet



## 10 TRAY

### SPECIFICATIONS

|                   |                          |
|-------------------|--------------------------|
| MODEL             | BakeMark RX10D           |
| ELECTRICITY       | 18kW, 380V, 3 Phase + N  |
| DIMENSIONS        | 930 x 1320 x 1550mm high |
| WEIGHT            | 250kg                    |
| CAPACITY          | (10x) 600 x 400mm trays  |
| RUNNER SPACING    | 80mm                     |
| TEMPERATURE RANGE | 90 ~ 300°C               |

ORDER CODE

COB-RX10D



### OPTIONAL STAND

|                |                         |
|----------------|-------------------------|
| DIMENSIONS     | 920 x 1000 x 480mm high |
| RUNNER SPACING | 40mm                    |

ORDER CODE

SOB0010

## 6 TRAY

### SPECIFICATIONS

|                   |                         |
|-------------------|-------------------------|
| MODEL             | BakeMark RX6D           |
| ELECTRICITY       | 9kW, 380V, 3 Phase + N  |
| DIMENSIONS        | 910 x 1370 x 890mm high |
| WEIGHT            | 170kg                   |
| CAPACITY          | (6x) 600 x 400mm trays  |
| RUNNER SPACING    | 80mm                    |
| TEMPERATURE RANGE | 90 ~ 300°C              |

ORDER CODE

COB-RX6D



### OPTIONAL STAND

|                |                         |
|----------------|-------------------------|
| DIMENSIONS     | 910 x 1000 x 770mm high |
| RUNNER SPACING | 40mm                    |

ORDER CODE

SOB0006

## OPTIONAL EXTRAS

### BAKING TRAY

600 x 400 x 30mm

BTA0064

### OVEN GRIDS

600 x 400mm

OGS0064

### COOLING RACK

600 x 400mm

CTS0064



ADJUSTABLE AIR DUCTS



BI-DIRECTIONAL FANS



HEAVY DUTY HANDLE

# DOUGH PROOFERS ELECTRIC



## FEATURES

- Manufactured from 201 stainless steel
- Polyurethane foam insulation
- Fitted with a fan circulation system, more uniform proofing effect
- Automatic hydration system - inlet and outlet
- Micro-computer /digital display control panel with timing function
- Big tempered glass windows for improved viewing of the proofing process
- Fitted with (4x) castors

## 32 TRAY

### SPECIFICATIONS

|                   |                           |
|-------------------|---------------------------|
| MODEL             | BakeMark XF32B            |
| ELECTRICITY       | 3.2kW, 230V, Single Phase |
| DIMENSIONS        | 1020 x 820 x 1980mm high  |
| WEIGHT            | 110kg                     |
| CAPACITY          | (32x) 600 x 400mm trays   |
| TEMPERATURE RANGE | 20 ~ 60°C                 |
| HUMIDITY          | 80 ~ 90%                  |



ORDER CODE

PCB-XF32B

## 16 TRAY

### SPECIFICATIONS

|                   |                           |
|-------------------|---------------------------|
| MODEL             | BakeMark XF16B            |
| ELECTRICITY       | 2.4kW, 230V, Single Phase |
| DIMENSIONS        | 500 x 770 x 1980mm high   |
| WEIGHT            | 55kg                      |
| CAPACITY          | (16x) 600 x 400mm trays   |
| TEMPERATURE RANGE | 20 ~ 60°C                 |
| HUMIDITY          | 80 ~ 90%                  |



ORDER CODE

PCB-XF16B



## FEATURES

- Manufactured from 201 stainless steel
- Polyurethane foam insulation
- Fitted with a fan circulation system, more uniform proofing effect
- Automatic hydration system - inlet and outlet
- Manual control panel with timing function
- Tempered glass window for improved viewing of the proofing process
- Fitted with (4x) castors
- Stackable with the BakeMark RX6D convection oven

## 10 TRAY

### SPECIFICATIONS

|                   |                         |
|-------------------|-------------------------|
| MODEL             | BakeMark XF10           |
| ELECTRICITY       | 3kW, 230V, Single Phase |
| DIMENSIONS        | 930 x 1200 x 750mm high |
| WEIGHT            | 80kg                    |
| CAPACITY          | (10x) 600 x 400mm trays |
| RUNNER SPACING    | 80mm                    |
| TEMPERATURE RANGE | 20 ~ 60°C               |
| HUMIDITY          | 80 ~ 90%                |



ORDER CODE

PCB-XF10



STACKABLE

## OPTIONAL EXTRAS

**BAKING TRAY**  
600 x 400 x 30mm

BTA0064

**OVEN GRIDS**  
600 x 400mm

OGS0064

**COOLING RACK**  
600 x 400mm

CTS0064

# PROFESSIONAL CHARCOAL OVENS



## FEATURES

- Oven body manufactured from stainless steel
- Oven body is insulated
- Oven fitted with hood
- Oven fitted with removable ash drawer for easy cleaning
- Door bottom hinged for easy loading
- Fitted with dial thermometer
- Available in red (on special request)

## 890mm OVEN

### SPECIFICATIONS

|                       |   |
|-----------------------|---|
| MODEL                 | Empero EMP.PKF-50-S                           |
| DIMENSIONS            | 890 x 825 x 648mm high<br>(Hood + 646mm high) |
| WEIGHT                | 190kg   |
| GRILL RACK DIMENSIONS | 740 x 650mm                                   |
| CAPACITY              | 20kg meat per hour                            |
| WORKING TEMPERATURE   | 250 ~ 500°C                                   |

CHARCOAL BLACK  
FIRE RED

**EMP.PKF-50-S**  
**EMP.PKF-50-K**



## COLOUR OPTIONS



CHARCOAL BLACK



FIRE RED

## 710mm OVEN

### SPECIFICATIONS

|                       |   |
|-----------------------|---|
| MODEL                 | Empero EMP.PKF-40-S                           |
| DIMENSIONS            | 710 x 730 x 666mm high<br>(Hood + 646mm high) |
| WEIGHT                | 160kg   |
| GRILL RACK DIMENSIONS | 560 x 524mm                                   |
| CAPACITY              | 20kg meat per hour                            |
| WORKING TEMPERATURE   | 250 ~ 500°C                                   |

CHARCOAL BLACK  
FIRE RED

**EMP.PKF-40-S**  
**EMP.PKF-40-K**



SHOWN WITH OPTIONAL CABINET & TOP GRILL



# PROFESSIONAL CHARCOAL OVENS

## OPTIONAL EXTRAS



**890mm**

### SPECIFICATIONS

DIMENSIONS  
WEIGHT

890 x 825 x 825mm high  
73kg

ORDER CODE

EMP.PKF-50-D



## CABINET

### FEATURES

- Oven cabinet manufactured from stainless steel
- Fitted with robust castors

**710mm**

### SPECIFICATIONS

DIMENSIONS  
WEIGHT

710 x 725 x 825mm high  
63kg

ORDER CODE

EMP.PKF-40-D



**890mm**

### SPECIFICATIONS

DIMENSIONS  
WEIGHT

890 x 825 x 825mm high  
78kg

ORDER CODE

EMP.PKF-50-AS



## STAND

### FEATURES

- Oven Stand manufactured from painted mild steel
- Fitted with 2 shelves
- Fitted with 4 robust castors

**710mm**

### SPECIFICATIONS

DIMENSIONS  
WEIGHT

710 x 725 x 825mm high  
60kg

ORDER CODE

EMP.PKF-40-AS



**890mm**

### SPECIFICATIONS

DIMENSIONS  
WEIGHT

890 x 825 x 210mm high  
43kg

ORDER CODE

EMP.PKF-50-US



## TOP GRID

### FEATURES

- Manufactured from high quality stainless steel
- Supplied with 2 grids

**710mm**

### SPECIFICATIONS

DIMENSIONS  
WEIGHT

710 x 725 x 210mm high  
33kg

ORDER CODE

EMP.PKF-40-US





**ONE OVEN FOR PIZZA AND ARTISAN BREADS**

**FEATURES**

- Robust stainless steel construction
- Bottom hinged doors for easy loading
- Steam function available on request
- Additional internal height for baking
- Expanded glass viewing window on oven door
- Top and bottom element controlled individually
- Ceramic base for pizza and artisan breads
- Compatible with 600 x 400mm baking trays



**DOUBLE DECK OVEN - 4 TRAY**

**SPECIFICATIONS**

|                    |  |
|--------------------|--|
| MODEL              | Prismafood Trays 66L                       |
| ELECTRICITY        | 20.4kW, 380V, 3 Phase + N                  |
| DIMENSIONS         | 1500 x 1080 x 745mm high                   |
| WEIGHT             | 225kg                                      |
| CHAMBER DIMENSIONS | (2x) 1230 x 840 x 175mm high               |
| CHAMBER CAPACITY   | (4x) 600 x 400mm trays<br>(6x) 40cm Pizzas |
| TEMPERATURE RANGE  | 50 ~ 500°C                                 |

ORDER CODE **DOP0066**



**DOUBLE DECK OVEN - 2 TRAY**

**SPECIFICATIONS**

|                    |  |
|--------------------|--|
| MODEL              | Prismafood Trays 44                        |
| ELECTRICITY        | 14kW, 380V, 3 Phase + N                    |
| DIMENSIONS         | 1100 x 1080 x 745mm high                   |
| WEIGHT             | 172kg                                      |
| CHAMBER DIMENSIONS | (2x) 820 x 840 x 175mm high                |
| CHAMBER CAPACITY   | (2x) 600 x 400mm trays<br>(4x) 40cm Pizzas |
| TEMPERATURE RANGE  | 50 ~ 500°C                                 |

ORDER CODE **DOP0044**



\*WITH OPTIONAL PROVER AND HOOD



**CERAMIC STONE BASE**

## PIZZA / DECK OVENS OPTIONAL EXTRAS



### PROOVER

#### FEATURES

- Stainless steel body with sturdy top to hold the oven weight
- Fitted with double glass doors for easy viewing of product
- Fitted with 4 casters, 2 lockable
- Steam function available on request

#### SPECIFICATIONS

|                   |                                |
|-------------------|--------------------------------|
| MODEL             | Prismafood Cella Inox 6L-66L   |
| ELECTRICITY       | 2kW, 220V, Single Phase        |
| DIMENSIONS        | 1500 x 965 x 900mm high        |
| WEIGHT            | 107kg                          |
| CAPACITY          | (18x) 600 x 400mm baking trays |
| RUNNER SPACING    | 90mm                           |
| TEMPERATURE RANGE | 10 ~ 60°C                      |
| HUMIDIFICATION    | Manual fill water container    |

ORDER CODE **PDP0066**

**COMPATIBLE WITH** Prismafood Trays 66 L



### STANDS

#### SPECIFICATIONS

|            |                         |
|------------|-------------------------|
| MODEL      | Prismafood ST 66        |
| DIMENSIONS | 1520 x 982 x 960mm high |
| WEIGHT     | 44kg                    |

ORDER CODE

**SDP0066**



#### SPECIFICATIONS

|            |                         |
|------------|-------------------------|
| MODEL      | Prismafood ST 44        |
| DIMENSIONS | 1117 x 982 x 960mm high |
| WEIGHT     | 39kg                    |

ORDER CODE

**SDP0044**



### HOODS

#### SPECIFICATIONS

|            |                          |
|------------|--------------------------|
| MODEL      | Prismafood KT6L-66L      |
| DIMENSIONS | 1500 x 1115 x 120mm high |
| WEIGHT     | 18kg                     |

ORDER CODE

**HDP0066**




#### SPECIFICATIONS

|            |                          |
|------------|--------------------------|
| MODEL      | Prismafood KT4-44        |
| DIMENSIONS | 1110 x 1115 x 120mm high |
| WEIGHT     | 14kg                     |

ORDER CODE

**HDP0044**



# ELECTRIC PIZZA OVENS TABLE MODEL

**SmartChef**

## FEATURES

- Robust construction
- Internal chamber lighting
- Fitted with a glass viewing windows
- Each deck fitted with a heat gauge
- Top and bottom element is individually controlled
- Fitted with a bottom hinged doors for easy loading
- Supplied with a ceramic pizza stone base
- Fitted with (4x) non-slip rubber feet



## DOUBLE DECK SPECIFICATIONS

MODEL SmartChef HEP-2  
ELECTRICITY 8.4kW, 380V, 3 Phase + N  
DIMENSIONS 890 x 790 x 750mm high  
WEIGHT 90kg  
CHAMBER DIMENSIONS (2x) 610 x 610 x 170mm high  
CHAMBER CAPACITY (4x) 30cm Pizzas per deck  
TEMPERATURE RANGE 50 ~ 400°C

ORDER CODE

POS2408



## SINGLE DECK SPECIFICATIONS

MODEL SmartChef HEP-1  
ELECTRICITY 4.2kW, 380V, 3 Phase + N  
DIMENSIONS 890 x 790 x 430mm high  
WEIGHT 52kg  
CHAMBER DIMENSIONS (1x) 610 x 610 x 170mm high  
CHAMBER CAPACITY (4x) 30cm Pizzas per deck  
TEMPERATURE RANGE 50 ~ 400°C

ORDER CODE

POS1404



TEMPERATURE CONTROLLER AND HEAT GAUGE



EACH DECK FITTED WITH A CERAMIC PIZZA STONE BASE



INDIVIDUALLY CONTROLLED TOP AND BOTTOM ELEMENTS

# ELECTRIC PIZZA OVENS TABLE MODEL



## FEATURES

- Body manufactured from stainless steel
- Internal chamber lighting
- Fitted with a glass viewing window
- Fitted with (4x) non-slip rubber feet
- Top and bottom element is individually controlled
- Fitted with a bottom hinged door for easy loading
- Supplied with a pizza stone base



## DOUBLE DECK SPECIFICATIONS

MODEL SmartChef HEP-2ST  
ELECTRICITY 3kW, 240V, Single Phase  
DIMENSIONS 560 x 570 x 440mm high  
WEIGHT 27kg  
CHAMBER DIMENSIONS (2x) 400 x 400 x 155mm high  
CHAMBER CAPACITY (1x) 30cm Pizza  
TEMPERATURE RANGE 50 ~ 350°C

ORDER CODE

POS2102



## SINGLE DECK SPECIFICATIONS

MODEL SmartChef HEP-1ST  
ELECTRICITY 2kW, 240V, Single Phase  
DIMENSIONS 560 x 570 x 280mm high  
WEIGHT 18kg  
CHAMBER DIMENSIONS (1x) 400 x 400 x 155mm high  
CHAMBER CAPACITY (1x) 30cm Pizza  
TEMPERATURE RANGE 50 ~ 350°C

ORDER CODE


POS1101



MANUAL TEMPERATURE  
AND TIMER CONTROLS



FITTED WITH  
NON-SLIP FEET



INDIVIDUALLY CONTROLLED  
TOP AND BOTTOM ELEMENTS



# ELECTRIC PIZZA OVENS TABLE MODEL



## FEATURES

- Body manufactured from stainless steel
- Refractory stone cooking surface
- Rockwool insulation
- Sheathed heating elements
- The internal lighting
- Fitted with (4x) non-slip rubber feet

## DOUBLE DECK

### SPECIFICATIONS

|                    |                                |
|--------------------|--------------------------------|
| MODEL              | Prismafood Basic 2/40 VERTO 4T |
| ELECTRICITY        | 2.4kW, 230V, Single Phase      |
| DIMENSIONS         | 568 x 500 x 430mm              |
| WEIGHT             | 32kg                           |
| CHAMBER DIMENSIONS | (2x) 410 x 360 x 90mm          |
| CHAMBER CAPACITY   | (1x) 30cm Pizza                |
| TEMPERATURE RANGE  | 40 ~ 320°C                     |

ORDER CODE:

POP0240



## SINGLE DECK


### SPECIFICATIONS

|                    |                                |
|--------------------|--------------------------------|
| MODEL              | Prismafood Basic 1/40 VERTO 2T |
| ELECTRICITY        | 1.6kW, 230V, Single Phase      |
| DIMENSIONS         | 568 x 500 x 280mm              |
| WEIGHT             | 21kg                           |
| CHAMBER DIMENSIONS | (1x) 410 x 360 x 90mm          |
| CHAMBER CAPACITY   | (1x) 30cm Pizza                |
| TEMPERATURE RANGE  | 40 ~ 320°C                     |

ORDER CODE:

POP0140







# ELECTRIC DECK OVENS WITH HUMIDIFICATION



**INTRODUCING**  
**BakeMark**  
Smartstone 33

- Electronic control
- Humidification
- Stone base

**FEATURES**

- Robust body manufactured from stainless steel
- 16 program settings
- Top hinged door with front glass for easy loading and viewing
- Bottom stone on each deck
- Steam function
- Each deck fitted with adjustable vent
- Fitted with (4x) robust casters

## TRIPLE DECK SPECIFICATIONS

MODEL BakeMark SmartStone XYF-39H-N  
ELECTRICITY 25kW, 380V, 3 Phase + N  
DIMENSIONS 1750 x 1080 x 1750mm high  
WEIGHT 750kg  
CHAMBER DIMENSIONS (3x) 1300 x 750 x 170mm high  
CHAMBER CAPACITY (3x) 600 x 400mm trays  
TEMPERATURE RANGE 20 ~ 300°C

ORDER CODE **DOB/S3309**



## OPTIONAL EXTRAS

**BAKING TRAY**  
600 x 400 x 30mm **BTA0064**





- FEATURES**
- Robust construction
  - Bottom hinged doors for easy loading
  - Top and bottom elements individually controlled for each deck
  - Individually controlled internal lighting per deck
  - Fitted with glass viewing windows
  - Timer with buzzer individually controlled per deck
  - Fitted with (4x) castors

**TRIPLE DECK 1600mm**

**SPECIFICATIONS**

MODEL BakeMark HEO-39  
 ELECTRICITY 25kW, 380V, 3 Phase + N  
 DIMENSIONS 1650 x 815 x 1530mm high  
 WEIGHT 230kg  
 CHAMBER DIMENSIONS (3x) 1300 x 620 x 220mm  
 CHAMBER CAPACITY (3x) 600 x 400mm trays  
 TEMPERATURE RANGE 50 ~ 400°C

ORDER CODE **DOB3309**



**TRIPLE DECK 1200mm**

**SPECIFICATIONS**

MODEL BakeMark HEO-36  
 ELECTRICITY 19.5kW, 380V, 3 Phase + N  
 DIMENSIONS 1220 x 815 x 1530mm high  
 WEIGHT 165kg  
 CHAMBER DIMENSIONS (3x) 860 x 620 x 220mm  
 CHAMBER CAPACITY (2x) 600 x 400mm trays  
 TEMPERATURE RANGE 50 ~ 400°C

ORDER CODE **DOB3206**



**OPTIONAL EXTRAS**

**BAKING TRAY**  
 600 x 400 x 30mm

**BTA0064**





## FEATURES

- Robust construction
- Top and bottom elements individually controlled for each deck
- Fitted with the glass viewing window
- HEO-24 & HEO-22 - Fitted with (4x) castors
- Bottom hinged doors for easy loading
- Individually controlled internal lighting per deck
- Timer with buzzer individually controlled per deck
- HEO-11 - Fitted with (4x) non-slip rubber feet



## DOUBLE DECK 1200mm

### SPECIFICATIONS

|                    |                           |
|--------------------|---------------------------|
| MODEL              | BakeMark HEO-24           |
| ELECTRICITY        | 13.2kW, 380V, 3 Phase + N |
| DIMENSIONS         | 1220 x 815 x 1260mm high  |
| WEIGHT             | 125kg                     |
| CHAMBER DIMENSIONS | (2x) 860 x 620 x 220mm    |
| CHAMBER CAPACITY   | (2x) 600 x 400mm tray     |
| TEMPERATURE RANGE  | 50 ~ 400°C                |

ORDER CODE

DOB2204



## DOUBLE DECK 900mm

### SPECIFICATIONS

|                    |                           |
|--------------------|---------------------------|
| MODEL              | BakeMark HEO-22           |
| ELECTRICITY        | 6.4kW, 230V, Single Phase |
| DIMENSIONS         | 880 x 580 x 770mm high    |
| WEIGHT             | 50kg                      |
| CHAMBER DIMENSIONS | (2x) 620 x 420 x 160mm    |
| CHAMBER CAPACITY   | (1x) 600 x 400mm tray     |
| TEMPERATURE RANGE  | 50 ~ 300°C                |

ORDER CODE

DOB2102



## SINGLE DECK 900mm

### SPECIFICATIONS

|                    |                           |
|--------------------|---------------------------|
| MODEL              | BakeMark HEO-11           |
| ELECTRICITY        | 3.2kW, 230V, Single Phase |
| DIMENSIONS         | 880 x 580 x 350mm high    |
| WEIGHT             | 35kg                      |
| CHAMBER DIMENSIONS | (1x) 620 x 420 x 160mm    |
| CHAMBER CAPACITY   | (1x) 600 x 400mm tray     |
| TEMPERATURE RANGE  | 50 ~ 300°C                |

ORDER CODE

DOB1101



## OPTIONAL EXTRAS

### BAKING TRAY

600 x 400 x 30mm

BTA0064

## FEATURES

- Body manufactured from 0.8mm, 430 grade stainless steel
- Flame-out protection function
- Gas burner manufactured from SS304 stainless steel
- Fitted with timer to control
- Top hinged door with front glass for easy loading and viewing
- Fitted with heat resisting light
- Aluminum plated chambers for increased thermal radiation
- Ceramic stone bases on each deck
- Double electromagnetic valve control
- Fitted with high quality digital display panels
- Each deck is fitted with a pizza stone base



### 3 DECK, 9 TRAY WITH HUMIDIFICATION

#### SPECIFICATIONS

|                    |                                 |
|--------------------|---------------------------------|
| MODEL              | BakeMark Smartstone HLY-309E-NM |
| BTU RATING         | 70 000                          |
| DIMENSIONS         | 1815 x 925 x 1720mm high        |
| WEIGHT             | 450kg                           |
| CHAMBER DIMENSIONS | (3x) 1320 x 700 x 185mm high    |
| CHAMBER CAPACITY   | (3x) 600 x 400mm trays          |
| TEMPERATURE RANGE  | 20 ~ 400°C                      |

ORDER CODE **DOB/S3309G**



### 2 DECK, 4 TRAY NO HUMIDIFICATION

#### SPECIFICATIONS

|                    |                                 |
|--------------------|---------------------------------|
| MODEL              | BakeMark Smartstone HLY-204E-NM |
| BTU RATING         | 35 000                          |
| DIMENSIONS         | 1330 x 850 x 1400mm high        |
| WEIGHT             | 250kg                           |
| CHAMBER DIMENSIONS | (2x) 870 x 670 x 185mm high     |
| CHAMBER CAPACITY   | (2x) 600 x 400mm trays          |
| TEMPERATURE RANGE  | 20 ~ 400°C                      |

ORDER CODE **DOB/S2204G**



## OPTIONAL EXTRAS

**BAKING TRAY**  
600 x 400 x 30mm

**BTA0064**

## ALUMINUM BAKING TRAYS

**SmartChef**



### 600 x 400 x 30mm

MODEL SmartChef BTA0064  
DIMENSIONS 600 x 400 x 30mm deep

ORDER CODE **BTA0064**

### 435 x 315 x 10mm

MODEL SmartChef BTA0043  
DIMENSIONS 435 x 315 x 10mm deep

ORDER CODE **BTA0043**

## STAINLESS STEEL OVEN GRIDS



### 600 x 400mm

MODEL SmartChef OGS0064  
DIMENSIONS 600 x 400mm

ORDER CODE **OGS0064**

### GN 1/1

MODEL SmartChef OGS0011  
DIMENSIONS 530 x 325mm

ORDER CODE **OGS0011**

## STAINLESS STEEL COOLING RACKS



### 600 x 400mm

MODEL SmartChef CTS0064  
DIMENSIONS 600 x 400mm

ORDER CODE **CTS0064**







**prismafood**

▶▶ **solutions**

*Because Italians know pizza!*





COMPACT  
DESIGN

A4

210mm

210mm

Same size as an  
A4 page

AVAILABLE IN 3 COLOURS



Goshen<sup>®</sup>  
Cool & Compact

## SECTION INDEX

|                           |        |
|---------------------------|--------|
| Back bar coolers .....    | 102    |
| Coffee brewers .....      | 92     |
| Coffee urns .....         | 93     |
| Frappe makers .....       | 95     |
| Gelato machines .....     | 98     |
| Hot water urns .....      | 93     |
| Ice cream machines .....  | 98-101 |
| Ice crushers .....        | 95     |
| Juice dispensers .....    | 96     |
| Milkshake machines .....  | 95     |
| Slush machines .....      | 97     |
| Soft serve machines ..... | 99-101 |
| Urns .....                | 93     |



## FEATURES

- Manufactured from Stainless Steel 304
- Built-in, concealed heating element with "dry-boil" protection
- Fitted with cool-touch handles
- Fitted with a non-drip tap and clear water gauge
- Supplied with a removable drip tray
- Double walled body for improved insulation
- Waterproof on/off switch for improved safety
- Equipped with a "twist-lock" lid to avoid spilling
- Supplied with an internal, stainless steel coffee strainer
- Available in black(matt) and stainless steel



### 14 LITRE

#### SPECIFICATIONS

MODEL Caterlot 0014  
 ELECTRICITY 1.5kW, 220V, Single Phase  
 DIMENSIONS Ø310 x 517mm high  
 WEIGHT 4kg  
 CAPACITY 14Lt

Stainless Steel  
 Matt Black

**CBC0014**  
**CBC0014-B**



### 8 LITRE

#### SPECIFICATIONS

MODEL Caterlot 0008  
 ELECTRICITY 0.95kW, 220V, Single Phase  
 DIMENSIONS Ø230 x 504mm high  
 WEIGHT 3kg  
 CAPACITY 8Lt

Stainless Steel  
 Matt Black

**CBC0008**  
**CBC0008-B**



**TWIST-LOCK LID**



**COOL-TOUCH HANDLES**



**REMOVABLE DRIP TRAY**







## FEATURES

- Manufactured from Stainless Steel 304
- Double walled body for improved insulation
- Built-in, concealed heating element with "dry-boil" protection
- Fitted with an adjustable thermostat (30 ~ 110°C), with "keep warm" function
- Waterproof on/off switch for improved safety
- Fitted with cool-touch handles
- Equipped with a "twist-lock" lid to avoid spilling
- Fitted with a non-drip tap and clear water gauge
- Supplied with a removable drip tray
- Available in matt black, matt red, yellow, copper colour and stainless steel



## 24 LITRE SPECIFICATIONS

MODEL Caterlot 0024  
 ELECTRICITY 2.5kW, 220V, Single Phase  
 DIMENSIONS Ø310 x 640mm high  
 WEIGHT 5kg  
 CAPACITY 24Lt

Stainless Steel  
 Copper Colour  
 Yellow  
 Matt Black  
 Matt Red

URN0024  
 URN0024-O  
 URN0024-MY  
 URN0024-B  
 URN0024-MR



## 16 LITRE SPECIFICATIONS

MODEL Caterlot 0016  
 ELECTRICITY 2.5kW, 220V, Single Phase  
 DIMENSIONS Ø310 x 517mm high  
 WEIGHT 4kg  
 CAPACITY 16Lt

Stainless Steel  
 Copper Colour  
 Yellow  
 Matt Black  
 Matt Red

URN0016  
 URN0016-O  
 URN0016-MY  
 URN0016-B  
 URN0016-MR



## 9 LITRE SPECIFICATIONS

MODEL Caterlot 0009  
 ELECTRICITY 1.5kW, 220V, Single Phase  
 DIMENSIONS Ø230 x 504mm high  
 WEIGHT 3kg  
 CAPACITY 9Lt

Stainless Steel  
 Copper Colour  
 Yellow  
 Matt Black  
 Matt Red

URN0009  
 URN0009-O  
 URN0009-MY  
 URN0009-B  
 URN0009-MR



NON-DRIP TAP



WATERPROOF SWITCH



MANUAL THERMOSTAT





**FEATURES**

- Modern design ABS housing with an unbreakable food grade Polycarbonate jar
- Easy to use digital touch control panel with various speed, time and pulse action
- Polycarbonate soundproof cover to reduce noise
- Fitted with a stainless steel blade assembly
- Removable dosing cup and stir bar included
- Fitted with an over-heat, auto shut-off safety function
- Industrial grade, heavy duty motor with pure copper coil
- Housing fitted with non-slip base

**WITH SOUND COVER**

**SPECIFICATIONS**

|              |  |
|--------------|--|
| MODEL        | SmartBlend VORTEX SC 1680C                                       |
| ELECTRICITY  | 1.68kW, 220V, Single Phase                                       |
| DIMENSIONS   | 230 x 250 x 540mm high (closed)<br>230 x 250 x 790mm high (open) |
| WEIGHT       | 9kg  |
| SPEED        | 32 000rpm - Touch control  |
| JAR CAPACITY | 2Lt  |

**ORDER CODE**

**BSB1680C/C**



**FEATURES**

- ABS housing with unbreakable food grade Polycarbonate jar
- Precision blending with pulse action
- Removable dosing cup and stir bar included
- Industrial grade, heavy duty motor with pure copper coil
- Variable speed control
- Fitted with a stainless steel blade assembly
- Fitted with an over-heat, auto shut-off safety function
- Housing fitted with non-slip base



**SPECIFICATIONS**

|              |                            |
|--------------|----------------------------|
| MODEL        | SmartBlend VORTEX 1680     |
| ELECTRICITY  | 1.68kW, 220V, Single Phase |
| DIMENSIONS   | 230 x 250 x 520mm high     |
| WEIGHT       | 6kg                        |
| SPEED        | 32 000rpm - Analog control |
| JAR CAPACITY | 2Lt                        |

**ORDER CODE**

**BSB1680**



**SPECIFICATIONS**

|              |                            |
|--------------|----------------------------|
| MODEL        | SmartBlend STORM 112       |
| ELECTRICITY  | 1.1kW, 220V, Single Phase  |
| DIMENSIONS   | 225 x 210 x 490mm high     |
| WEIGHT       | 4kg                        |
| SPEED        | 26 000rpm - Analog control |
| JAR CAPACITY | 2Lt                        |

**ORDER CODE**

**BSB0112**

**AVAILABLE EXTRAS**

2Lt Jar & Tamper  
Compatible with - VORTEX SC 1680C & VORTEX 1680  
**ORDER CODE**      **BSB1680-JAR2L**

2Lt Jar & Tamper  
Compatible with - STORM 112  
**ORDER CODE**      **BSB0112-JAR2L**

# MILKSHAKE MACHINE / FRAPPE MAKER



- FEATURES**
- Manufactured from durable, food-grade ABS material
  - Fitted with a two speed on/off switch
  - Motor ventilation grooves prevents over heating
  - Fitted with a powerful 400W motor with re-activated thermal cut-off for the safety of the appliance and the protection of the motor
  - Fitted with non-slip feet
  - Supplied with a stainless steel mixer cup. Optional ABS cup available
  - Available in 5 colours to compliment any bar or kitchen theme

**SPECIFICATIONS**

|                    |                           |
|--------------------|---------------------------|
| MODEL              | Johny AK/2-2T             |
| ELECTRICITY        | 0.4kW, 220V, Single Phase |
| DIMENSIONS         | 170 x 175 x 465mm high    |
| WEIGHT             | 4.5kg                     |
| SPEED              | 14 000 / 20 000rpm        |
| CONTAINER CAPACITY | 1 000ml                   |

|               |                |
|---------------|----------------|
| <b>GREY</b>   | <b>MMJ0001</b> |
| <b>RED</b>    | <b>MMJ0002</b> |
| <b>GREEN</b>  | <b>MMJ0003</b> |
| <b>BLUE</b>   | <b>MMJ0004</b> |
| <b>SILVER</b> | <b>MMJ0005</b> |



**AVAILABLE COLOURS**    ● Dark Red    ● Dark Blue    ● Dark Green    ● Dark Grey    ● Silver



**1Lt STAINLESS STEEL CUP**  
ORDER CODE                      **MMJ1000**



**1Lt POLYCARBONATE CUP**  
ORDER CODE                      **MMJ2000**

# ICE CRUSHER



- FEATURES**
- Stainless steel body cover
  - Front face cover manufactured from ABS
  - Transparent feed cover. Manufactured from polycarbonate
  - 2Lt transparent ice bucket with water draining grate. Manufactured from polycarbonate
  - Isolating double-wall housing prevents immediate melting of ice
  - Fitted with a 120W motor with thermal protection
  - Fitted with Auto-stop safety micro switches on feed cover and ice bucket
  - Fitted with non-slip feet

**SPECIFICATIONS**

|                 |                            |
|-----------------|----------------------------|
| MODEL           | Johny AK/14 ECO            |
| ELECTRICITY     | 0.12kW, 220V, Single Phase |
| DIMENSIONS      | 300 x 190 x 400mm high     |
| WEIGHT          | 7kg                        |
| SPEED           | 40 rpm                     |
| CRUSH CAPACITY  | 40 kg/h                    |
| BUCKET CAPACITY | 2Lt                        |

|                   |                |
|-------------------|----------------|
| <b>ORDER CODE</b> | <b>ICJ0001</b> |
|-------------------|----------------|



## FEATURES

- Body manufactured from high quality stainless steel
- Electromagnetic drive shaft
- Supplied with drip trays
- High resistance, non-toxic Polycarbonate tank
- Air cooling
- Fitted with (4x) non-slip feet



### 3 x 12L Juice Dispenser

#### SPECIFICATIONS

**MODEL** PolarCab LSJ12X3  
**ELECTRICITY** 0.38kW, 220V, Single Phase  
**DIMENSIONS** 610 x 410 x 660mm high  
**WEIGHT** 36kg  
**CAPACITY** (3x) 12L  
**TEMPERATURE RANGE** 7 ~ 12 °C  
**REFRIGERANT GAS** R134a

**ORDER CODE**

**JDP0312**



### 2 x 12L Juice Dispenser

#### SPECIFICATIONS

**MODEL** PolarCab LSJ12X2  
**ELECTRICITY** 0.28kW, 220V, Single Phase  
**DIMENSIONS** 410 x 410 x 660mm high  
**WEIGHT** 27kg  
**CAPACITY** (2x) 12L  
**TEMPERATURE RANGE** 7 ~ 12 °C  
**REFRIGERANT GAS** R134a

**ORDER CODE**

**JDP0212**



## FEATURES

- R304, Stainless steel Body panel, louver panel for ventilation
- Durable, high density PC tanks with brandable lids
- Imported European brand compressor, durable, energy saving, low noise
- Dual beater mixing system (inner and outer cooling cylinder) to avoid "ice jam"
- Electromagnetic drive shaft
  - Fitted with an all red copper condenser
  - Fitted with (4x) non-slip feet
- Includes drip trays



### 3 x 10L SLUSH MACHINE

#### SPECIFICATIONS

|                   |                           |
|-------------------|---------------------------|
| MODEL             | PolarCab XRJ10LX3         |
| ELECTRICITY       | 0.8kW, 220V, Single Phase |
| DIMENSIONS        | 610 x 510 x 770mm high    |
| WEIGHT            | 63kg                      |
| VOLUME            | (3x) 10L                  |
| TEMPERATURE RANGE | -2 ~ -3°C                 |
| REFRIGERANT GAS   | R134a                     |

ORDER CODE **SMP0310**



### 2 x 10L SLUSH MACHINE

#### SPECIFICATIONS

|                   |                           |
|-------------------|---------------------------|
| MODEL             | PolarCab XRJ10LX2         |
| ELECTRICITY       | 0.6kW, 220V, Single Phase |
| DIMENSIONS        | 430 x 510 x 770mm high    |
| WEIGHT            | 41kg                      |
| VOLUME            | (2x) 10L                  |
| TEMPERATURE RANGE | -2 ~ -3°C                 |
| REFRIGERANT GAS   | R134a                     |

ORDER CODE **SMP0210**



### 1 x 10L SLUSH MACHINE

#### SPECIFICATIONS

|                   |                           |
|-------------------|---------------------------|
| MODEL             | PolarCab XRJ10LX1         |
| ELECTRICITY       | 0.6kW, 220V, Single Phase |
| DIMENSIONS        | 220 x 510 x 770mm high    |
| WEIGHT            | 28kg                      |
| VOLUME            | 10L                       |
| TEMPERATURE RANGE | -2 ~ -3°C                 |
| REFRIGERANT GAS   | R134a                     |

ORDER CODE **SMP0110**





# GELATO MACHINES COUNTER TOP



## FEATURES

- Body manufactured from stainless steel
- Compact design uses less workspace
- Transparent polycarbonate feeder hopper located in the front of the machine for easy and accurate operation
- Large stainless steel freezing cylinder increases output and "fluffiness" of the ice cream
- Retractable, rotating mixer blade inside the cylinder further improves the smoothness of the ice cream
- Fitted with a powerful, energy saving compressor
- Fitted with a digital, waterproof control panel
- Fitted with (4x) non-slip feet

## SPECIFICATIONS

|                 |                         |
|-----------------|-------------------------|
| MODEL           | Goshen BQ12T            |
| ELECTRICITY     | 1kW, 220V, Single Phase |
| DIMENSIONS      | 500 x 705 x 800mm high  |
| WEIGHT          | 100kg                   |
| HOPPER VOLUME   | 5.1Lt                   |
| REFRIGERANT GAS | R404a                   |
| HOURLY OUTPUT   | 10 ~ 14Lt/hour          |

## ORDER CODE

ICM/BQ12T

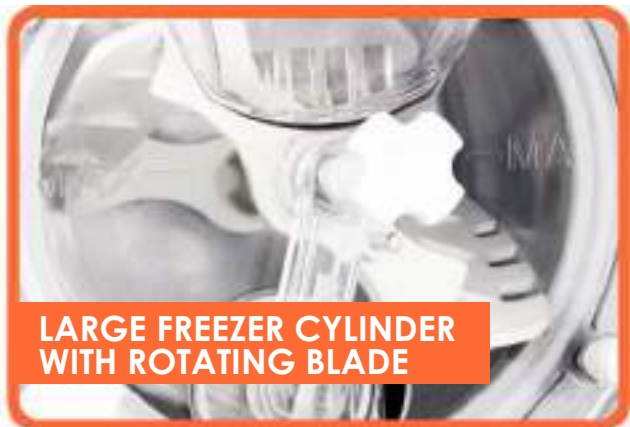


## OPTIONAL EXTRAS

ICE CREAM INSERT - 360 x 165 x 120mm deep  
ORDER CODE **GNI8120**



**TRANSPARENT HOPPER**



**LARGE FREEZER CYLINDER WITH ROTATING BLADE**



**WATERPROOF DIGITAL CONTROL PANEL**



# SOFT SERVE MACHINES COUNTER TOP



## FEATURES

- Exquisite modern design. Small and portable
- Silent operation
- Fitted with a stainless steel refrigerated hopper
- Mixer installed inside hopper makes for smoother ice cream
- Fitted with a stainless steel beater
- Built-in air pump
- Fitted with a 7inch, touch screen control panel
- One-touch thaw function
- Fitted with (4x) non-slip feet



## COOL & COMPACT

### SPECIFICATIONS

|                  |                            |
|------------------|----------------------------|
| MODEL            | Goshen ST16RELW            |
| ELECTRICITY      | 1.25kW, 220V, Single Phase |
| DIMENSIONS       | 210 x 554 x 740mm high     |
| WEIGHT           | 45kg                       |
| HOPPER VOLUME    | 6Lt                        |
| REFRIGERANT GAS  | R290                       |
| HOURLY OUTPUT    | 16 ~ 18Lt/hour             |
| REALISTIC OUTPUT | 12Lt (100 x 120g servings) |

ORDER CODE **SSM/ST16RELW-W**

## FEATURES

- Exquisite modern design. Small and portable
- Silent operation
- Fitted with a stainless steel hopper
- Fitted with a food grade plastic beater
- Built-in air pump
- Fitted with a 5inch, waterproof, touch control panel
- Built-in thaw function
- Fitted with (4x) non-slip feet
- Available in 3 exciting candy colours



## COMPACT

### SPECIFICATIONS

|                  |                            |
|------------------|----------------------------|
| MODEL            | Goshen ST16E               |
| ELECTRICITY      | 1.15kW, 220V, Single Phase |
| DIMENSIONS       | 210 x 554 x 740mm high     |
| WEIGHT           | 43kg                       |
| HOPPER VOLUME    | 6Lt                        |
| REFRIGERANT GAS  | R290                       |
| HOURLY OUTPUT    | 16 ~ 18Lt/hour             |
| REALISTIC OUTPUT | 12Lt (100 x 120g servings) |

ORDER CODE

- SSM/ST16E-W  WHITE  
 SSM/ST16E-P  PINK  
 SSM/ST16E-Y  YELLOW



# SOFT SERVE MACHINES WITH REFRIGERATED HOPPER



## FEATURES

- Compact design - can be installed in small areas
- Unique mixing shaft manufactured with stainless steel axes with non-toxic corkscrew plastic scrapers
- Fitted with 2 stainless steel refrigerated hoppers with clear plastic lids for easy viewing
- Quick recovery time
- Low noise and vibrations
- Gravity feed machine
- Easy to disassemble and clean
- Fitted with removable plastic drip tray
- IT Push panel (one touch switch) controller with indicator light for easy operation



## FLOOR STANDING

### SPECIFICATIONS

|                 |                         |
|-----------------|-------------------------|
| MODEL           | PolarCab SQL-922        |
| ELECTRICITY     | 2kW, 230V, Single Phase |
| DIMENSIONS      | 550 x 700 x 1330mm high |
| WEIGHT          | 140kg                   |
| REFRIGERANT GAS | R22                     |
| HOPPER CAPACITY | (2x) 5.8Lt              |
| OUTPUT PER HOUR | 180 cones               |

ORDER CODE

SSM1002



## TABLE MODEL

### SPECIFICATIONS

|                 |                         |
|-----------------|-------------------------|
| MODEL           | PolarCab SQL-922C       |
| ELECTRICITY     | 2kW, 230V, Single Phase |
| DIMENSIONS      | 550 x 700 x 1080mm high |
| WEIGHT          | 115kg                   |
| REFRIGERANT GAS | R22                     |
| HOPPER CAPACITY | (2x) 5.8Lt              |
| OUTPUT PER HOUR | 180 cones               |

ORDER CODE

SSM1001





## SOFT SERVE MACHINES WITH DOUBLE BARREL

**SmartChef**



### FEATURES

- Easy to operate touch control panel
- Fitted with (2x) stainless steel hoppers
- Quick recovery time
- Low noise and vibration
- Gravity feed machine
- Easy to disassemble and clean
- Fitted with removable plastic drip tray for easy cleaning
- Fitted with (4x) castors

### FLOOR STANDING

#### SPECIFICATIONS

|                 |                           |
|-----------------|---------------------------|
| MODEL           | SmartChef HIM-02          |
| ELECTRICITY     | 1.7kW, 230V, Single Phase |
| DIMENSIONS      | 700 x 900 x 1435mm high   |
| WEIGHT          | 135kg                     |
| REFRIGERANT GAS | R22/R404A                 |
| HOPPER CAPACITY | (2x) 6.5Lt                |
| OUTPUT PER HOUR | 90 cones                  |

ORDER CODE

SSM-HIM-02





## FEATURES

- Black units - Outer cabinet manufactured from coated mild steel
- Stainless steel units - Outer cabinet manufactured stainless steel
- High pressure injected 40mm cyclopentane insulation
- Cabinet interior manufactured from compressed aluminium
- 14W square fan assisted condenser
- Automatic defrost function
- Doors are fitted with tempered glass
- Fitted with adjustable feet for easy leveling
- Fitted with a digital temperature control and display
- Smooth action sliding doors / hinged doors
- Standard with internal LED lights and locks



## 3 DOOR

### SPECIFICATIONS

**MODEL** PolarCab LG320  
**ELECTRICITY** 0.67kW, 220V, Single Phase  
**EXTERNAL DIMENSIONS** 1350 x 520 x 850mm high  
**WEIGHT** 80kg  
**INTERNAL DIMENSIONS** 1260 x 385 x 700mm high  
**VOLUME** 320Lt  
**TEMPERATURE RANGE** 2 ~ 10°C  
**REFRIGERANT GAS** R600a  
**SHELVES SUPPLIED** (6x) 400 x 345mm

**SLIDING DOORS - BLACK** BBP0003  
**HINGED DOORS - BLACK** BBP1003  
**HINGED DOORS - S/STEEL** BBP3003



## 2 DOOR

### SPECIFICATIONS

**MODEL** PolarCab LG198  
**ELECTRICITY** 0.23kW, 220V, Single Phase  
**EXTERNAL DIMENSIONS** 900 x 520 x 850mm high  
**WEIGHT** 62kg  
**INTERNAL DIMENSIONS** 820 x 385 x 700mm high  
**VOLUME** 198Lt  
**TEMPERATURE RANGE** 2 ~ 10°C  
**REFRIGERANT GAS** R600a  
**SHELVES SUPPLIED** (4x) 400 x 345mm

**SLIDING DOORS - BLACK** BBP0002  
**HINGED DOORS - BLACK** BBP1002  
**HINGED DOORS - S/STEEL** BBP3002



## SINGLE DOOR

### SPECIFICATIONS

**MODEL** PolarCab LG128  
**ELECTRICITY** 0.18kW, 220V, Single Phase  
**EXTERNAL DIMENSIONS** 600 x 520 x 850mm high  
**WEIGHT** 46kg  
**INTERNAL DIMENSIONS** 520 x 385 x 700mm high  
**VOLUME** 128Lt  
**TEMPERATURE RANGE** 2 ~ 10°C  
**REFRIGERANT GAS** R600a  
**SHELVES SUPPLIED** (2x) 500 x 345mm

**HINGED DOOR - BLACK** BBP1001  
**HINGED DOOR - S/STEEL** BBP3001



**DIGITAL TEMPERATURE CONTROL AND DISPLAY**



**JOHNNY**<sup>®</sup>  
CE

**DRINK  
MIXER**




**JOHNNY**<sup>®</sup>  
CE



**ICE CRUSHER**





**PRE-RINSE  
UNITS**

RELIABILITY BUILT IN

**CONSERVE  
UP TO**

**60%**

**WATER**



# WASHING & HARDWARE

## SECTION INDEX

|                                      |              |
|--------------------------------------|--------------|
| <i>Dishwashers</i>                   |              |
| • Conveyor .....                     | 112          |
| • Front loading .....                | 107, 109     |
| • Hoodtype .....                     | 108, 110-111 |
| Faucets .....                        | 113          |
| Glass washers .....                  | 106          |
| Hand wash basins .....               | 114          |
| Hose reels .....                     | 114          |
| Janitor trolleys .....               | 115          |
| Knee operated hand wash basins ..... | 114          |
| Laundry trolleys .....               | 115          |
| Overhead sprays .....                | 113          |
| Pre-rinse sprays .....               | 113          |





## FEATURES

- The machine body is manufactured from AISI 304 18/10 stainless steel
- The powerful 1HP wash pump, designed and manufactured by Omniwash, ensures maximum performance wash after wash
- The rinse boiler is fitted with internal baffles to provide consistent clean rinse water and prevents the rinse temperature from dropping off too quickly
- High performance wash arms and jets are designed to work together with the Omniwash wash pump to deliver maximum washing action
- The powerful jets can cut through baked-on food soils
- Fitted with easy-to-use illustrated push buttons
- The wash and rinse arms are easy to remove and clean
- Wash tank filters keeps the machine free of excess food soils resulting in cleaner water for longer



## SINGLE PHASE GRAVITY DRAIN

### SPECIFICATIONS

|                    |   |
|--------------------|---|
| MODEL              | Omniwash Jolly 40                             |
| ELECTRICITY        | 3.15kW, 220V, Single Phase                    |
| DIMENSIONS         | 475 x 505 x 720mm high                        |
| WEIGHT             | 40kg  |
| PC BOARDS          | No - Electro Mechanical                       |
| MAX GLASS HEIGHT   | 290mm high                                    |
| CYCLE TIME         | 120 seconds                                   |
| CYCLES PER HOUR    | 30  |
| HOURLY OUTPUT      | Up to 1200 glasses                            |
| DRAIN PUMP         | No - Gravity Drain                            |
| BASKET DIMENSIONS  | 400 x 400 x 100mm high                        |
| BASKETS SUPPLIED   | 1 x Open Bowl Dish Rack<br>1 x Cutlery Holder |
| BOILER CAPACITY    | 5.5Lt   |
| WASH TANK CAPACITY | 14Lt  |
| WASH TANK TEMP     | 55°C  |
| RINSE TEMP         | 80 ~ 85°C                                     |

### ORDER CODE

**GWO0040**



**\* WASTE POINT, NOT HIGHER THAN 100mm ABOVE FLOOR LEVEL IS REQUIRED FOR ALL GRAVITY DRAIN MODELS**

## OPTIONAL STAND

STAINLESS STEEL WITH BASKET RUNNERS - 600mm high

**SDO0040**



## FEATURES

- The machine body is manufactured from AISI 304 18/10 stainless steel
- The powerful 1HP wash pump, designed and manufactured by Omniwash, ensures maximum performance wash after wash
- The rinse boiler is fitted with internal baffles to provide consistent clean rinse water and prevents the rinse temperature from dropping off too quickly
- High performance wash arms and jets are designed to work together with the Omniwash wash pump to deliver maximum washing action
- The powerful jets can cut through baked-on food soils
- Fitted with easy-to-use illustrated push buttons
- The wash and rinse arms are easy to remove and clean
- Wash tank filters keeps the machine free of excess food soils resulting in cleaner water for longer



## SINGLE PHASE WITH DRAIN PUMP

### SPECIFICATIONS

|                    |  |
|--------------------|--|
| MODEL              | Omniwash Jolly 50 DP   |
| ELECTRICITY        | 3.75kW, 220V, Single Phase   |
| DIMENSIONS         | 590 x 600 x 815mm high   |
| WEIGHT             | 59kg   |
| PC BOARDS          | No - Electro Mechanical  |
| MAX GLASS HEIGHT   | 320mm high   |
| CYCLE TIME         | 120 seconds  |
| CYCLES PER HOUR    | 30   |
| HOURLY OUTPUT      | Up to 1500 glasses<br>Up to 540 dishes                                       |
| DRAIN PUMP         | Yes - Manual Hold Button   |
| BASKET DIMENSIONS  | 500 x 500 x 100mm high   |
| BASKETS SUPPLIED   | 1 x All Purpose / Dish Rack<br>1 x Open Bowl Dish Rack<br>1 x Cutlery Holder |
| BOILER CAPACITY    | 6Lt  |
| WASH TANK CAPACITY | 29Lt   |
| WASH TANK TEMP     | 55°C   |
| RINSE TEMP         | 80 ~ 85°C  |

**ORDER CODE**

**DWO6050**



## SINGLE PHASE GRAVITY DRAIN

### SPECIFICATIONS

|                    |  |
|--------------------|--|
| MODEL              | Omniwash Jolly 5000 ST   |
| ELECTRICITY        | 3.75kW, 220V, Single Phase   |
| DIMENSIONS         | 590 x 600 x 815mm high   |
| WEIGHT             | 59kg   |
| PC BOARDS          | Yes  |
| MAX GLASS HEIGHT   | 320mm high   |
| CYCLE TIME         | 120 seconds  |
| CYCLES PER HOUR    | 30   |
| HOURLY OUTPUT      | Up to 1500 glasses<br>Up to 540 dishes                                       |
| DRAIN PUMP         | No - Gravity Drain   |
| BASKET DIMENSIONS  | 500 x 500 x 100mm high   |
| BASKETS SUPPLIED   | 1 x All Purpose / Dish Rack<br>1 x Open Bowl Dish Rack<br>1 x Cutlery Holder |
| BOILER CAPACITY    | 6Lt  |
| WASH TANK CAPACITY | 29Lt   |
| WASH TANK TEMP     | 55°C   |
| RINSE TEMP         | 85°C   |

**ORDER CODE**

**DWO0050**



## 3 PHASE GRAVITY DRAIN

### SPECIFICATIONS

|                    |  |
|--------------------|--|
| MODEL              | Omniwash Jolly 50 T  |
| ELECTRICITY        | 6.75kW, 380V, 3 Phase + N  |
| DIMENSIONS         | 590 x 600 x 815mm high   |
| WEIGHT             | 59kg   |
| PC BOARDS          | No - Electro Mechanical  |
| MAX GLASS HEIGHT   | 320mm high   |
| CYCLE TIME         | 120 seconds  |
| CYCLES PER HOUR    | 30   |
| HOURLY OUTPUT      | Up to 1500 glasses<br>Up to 540 dishes                                       |
| DRAIN PUMP         | No - Gravity Drain   |
| BASKET DIMENSIONS  | 500 x 500 x 100mm high   |
| BASKETS SUPPLIED   | 1 x All Purpose / Dish Rack<br>1 x Open Bowl Dish Rack<br>1 x Cutlery Holder |
| BOILER CAPACITY    | 6Lt  |
| WASH TANK CAPACITY | 29Lt   |
| WASH TANK TEMP     | 55°C   |
| RINSE TEMP         | 85°C   |

**ORDER CODE**

**DWO8050**



\* WASTE POINT, NOT HIGHER THAN 100mm ABOVE FLOOR LEVEL IS REQUIRED FOR ALL GRAVITY DRAIN MODELS

## OPTIONAL STAND

STAINLESS STEEL WITH BASKET RUNNERS - 600mm high

**SDO0050**





## FEATURES

- AISI 304 Stainless steel body
- Ergonomic design
- Easy to use electro mechanical control panel
- 4.5 kW boiler resistance provides the fixed 82.5 °C water temperature level for the best washing results
- Specially designed wash and rinse spraying arm provides the best washing results
- Adjustable wash programs. 60, 90, 120 or 180 seconds
- Specially designed rubber water transfer system, prevents pressure loss and provides more effective washing



## SINGLE PHASE WITH DRAIN & DETERGENT PUMPS SPECIFICATIONS

|                    |  |
|--------------------|--|
| MODEL              | Crystal CRW500 TPD   |
| ELECTRICITY        | 5.2kW, 220V, Single Phase  |
| DIMENSIONS         | 590 x 610 x 830mm high   |
| WEIGHT             | 60kg   |
| PC BOARDS          | No - Electro Mechanical  |
| MAX GLASS HEIGHT   | 320mm high   |
| CYCLE TIME         | 60 ~ 180 seconds   |
| CYCLES PER HOUR    | 20 ~ 60  |
| HOURLY OUTPUT      | Up to 1500 glasses<br>Up to 540 dishes                                       |
| DRAIN PUMP         | Yes  |
| RINSE & CHEM PUMP  | Yes  |
| BASKET DIMENSIONS  | 500 x 500 x 100mm high   |
| BASKETS SUPPLIED   | 1 x All Purpose / Dish Rack<br>1 x Open Bowl Dish Rack<br>1 x Cutlery Holder |
| BOILER CAPACITY    | 6Lt  |
| WASH TANK CAPACITY | 14Lt   |
| WASH TANK TEMP     | 55°C   |
| RINSE TEMP         | 80 ~ 85°C  |
| <b>ORDER CODE</b>  | <b>CRY-CRW500.TPD</b>  |

## SINGLE PHASE WITH DRAIN PUMP SPECIFICATIONS

|                    |  |
|--------------------|--|
| MODEL              | Crystal CRW500 T   |
| ELECTRICITY        | 5.2kW, 220V, Single Phase  |
| DIMENSIONS         | 590 x 610 x 830mm high   |
| WEIGHT             | 60kg   |
| PC BOARDS          | No - Electro Mechanical  |
| MAX GLASS HEIGHT   | 320mm high   |
| CYCLE TIME         | 60 ~ 180 seconds   |
| CYCLES PER HOUR    | 20 ~ 60  |
| HOURLY OUTPUT      | Up to 1500 glasses<br>Up to 540 dishes                                       |
| DRAIN PUMP         | Yes  |
| RINSE & CHEM PUMP  | No   |
| BASKET DIMENSIONS  | 500 x 500 x 100mm high   |
| BASKETS SUPPLIED   | 1 x All Purpose / Dish Rack<br>1 x Open Bowl Dish Rack<br>1 x Cutlery Holder |
| BOILER CAPACITY    | 6Lt  |
| WASH TANK CAPACITY | 14Lt   |
| WASH TANK TEMP     | 55°C   |
| RINSE TEMP         | 80 ~ 85°C  |
| <b>ORDER CODE</b>  | <b>CRY-CRW500.T</b>  |

## OPTIONAL STAND

STAINLESS STEEL WITH BASKET RUNNERS - 600mm high

SDO0050







## FEATURES

- AISI 304 Stainless steel body with esthetic finish
- Ergonomic design with rounded corners
- Easy to use electro mechanical control panel
- Specially designed hood spring system
- 9.7kW boiler resistance provides the fixed 82.5°C water temperature level for the best washing results
- Specially designed wash and rinse spraying arm provides the best washing results
- 2 cycles - 90 or 180 seconds
- Specially designed rubber water transfer system, prevents pressure loss and provides more effective washing

## SPECIFICATIONS

|                    |  |
|--------------------|--|
| ELECTRICITY        | 9.7kW, 380V, 3 Phase + N                                       |
| DIMENSIONS         | 610 x 730 x 1460mm high<br>610 x 730 x 1950mm high (open)      |
| WEIGHT             | 95kg   |
| MAX GLASS HEIGHT   | 380mm high   |
| CYCLE TIME         | 90 ~ 180 seconds   |
| CYCLES PER HOUR    | 20 ~ 40  |
| HOURLY OUTPUT      | Up to 2000 glasses<br>Up to 700 dishes                         |
| BASKET DIMENSIONS  | 500 x 500 x 100mm high   |
| BASKETS SUPPLIED   | (1x) All Purpose / Plate Dish Rack<br>(1x) Open Bowl Dish Rack |
| BOILER CAPACITY    | 7Lt  |
| WASH TANK CAPACITY | 45Lt   |
| WASH TANK TEMP     | 55°C   |
| RINSE TEMP         | 80 ~ 85°C  |

## GRAVITY DRAIN

|                   |                    |
|-------------------|--------------------|
| MODEL             | Crystal CRW1000    |
| DRAIN PUMP        | No                 |
| RINSE & CHEM PUMP | No                 |
| ORDER CODE        | <b>CRY-CRW1000</b> |

## DRAIN PUMP

|                   |                      |
|-------------------|----------------------|
| MODEL             | Crystal CRW1000 T    |
| DRAIN PUMP        | Yes                  |
| RINSE & CHEM PUMP | No                   |
| ORDER CODE        | <b>CRY-CRW1000.T</b> |

## DETERGENT PUMPS

|                   |                       |
|-------------------|-----------------------|
| MODEL             | Crystal CRW1000 PD    |
| DRAIN PUMP        | No                    |
| RINSE & CHEM PUMP | Yes                   |
| ORDER CODE        | <b>CRY-CRW1000.PD</b> |

## DRAIN & DETERGENT PUMPS

|                   |                        |
|-------------------|------------------------|
| MODEL             | Crystal CRW1000 TPD    |
| DRAIN PUMP        | Yes                    |
| RINSE & CHEM PUMP | Yes                    |
| ORDER CODE        | <b>CRY-CRW1000.TPD</b> |



\* WASTE POINT, NOT HIGHER THAN 100mm ABOVE FLOOR LEVEL IS REQUIRED FOR ALL GRAVITY DRAIN MODELS



## FEATURES

- AISI 304 stainless steel body and digital control panel
- Instant display of tank and boiler water temperatures
- 5 different washing programs, adjustable to 60-90-120-180-240 seconds
- 1 dishwashing basket consumes 3 liters of water
- EPDM rubber hose substance conforming to Food Codex standards
- Effective washing results with a specially designed washing and rinsing arms structure
- Thanks to a specially-designed card technology, the rinsing process does not start before the boiler water temperature reaches 85°C. This guarantees hygienic rinsing according to HACCP standards
- Automatic pause and resume feature when opening or closing the door
- 9 kW boiler heating element, 4,5 kW tank heating element
- Front cover allows easy technical service without moving / dragging the product around

## DIGITAL CONTROL

### SPECIFICATIONS

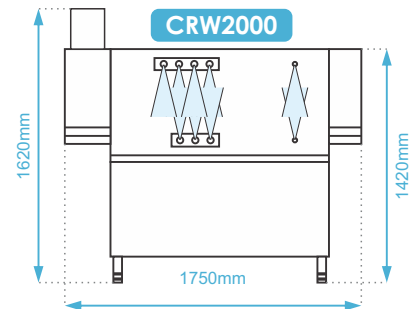
|                    |  |
|--------------------|--|
| MODEL              | Crystal CRWD1000   |
| ELECTRICITY        | 9.7kW, 380V, 3 Phase + N                                       |
| DIMENSIONS         | 610 x 730 x 1460mm high<br>610 x 730 x 1950mm high (open)      |
| WEIGHT             | 95kg   |
| MAX GLASS HEIGHT   | 380mm high   |
| CYCLE TIME         | 60 ~ 240 seconds   |
| CYCLES PER HOUR    | 15 ~ 60  |
| HOURLY OUTPUT      | Up to 2000 glasses<br>Up to 1000 dishes                        |
| BASKET DIMENSIONS  | 500 x 500mm  |
| BASKETS SUPPLIED   | (1x) All Purpose / Plate Dish Rack<br>(1x) Open Bowl Dish Rack |
| BOILER CAPACITY    | 7Lt  |
| WASH TANK CAPACITY | 45Lt   |
| WASH TANK TEMP     | 55°C   |
| RINSE TEMP         | 80 ~ 85°C  |

**ORDER CODE**

**CRY-CRWD1000**

**\* WASTE POINT, NOT HIGHER THAN 100mm ABOVE FLOOR LEVEL IS REQUIRED FOR ALL GRAVITY DRAIN MODELS**





## FEATURES

- AISI 304 stainless steel body
- Easy to remove and install, wide-angle spray stainless steel wash and rinse arms that dispense the water evenly to cover all your dishes and cutlery, ensuring a thorough clean
- AISI 304 stainless steel drying fan and module, making it possible to quickly reuse the dishes
- Thanks to an easy-to-use control panel, all functions are controlled by just two buttons
- Safety system prevents the door from collapsing and allows safe operation during washing
- PE1000 plastic parts (used on the door and conveyor mechanisms) are resistant to abrasion, prevent bacteria accumulation and conform to Food Codex standards
- Heat-resistant, double-deck curtains produced by a seamless joining method to comply with hygiene standards, prevent heat and water loss and can be easily cleaned and removed
- Non-return valve system
- Pressure reducer protects the dosing pumps against high water pressure and can be adjusted to the desired pressure
- Dosing pump electrical connection panel is designed for all brands and models
- Energy saving provided by heat insulation in boilers and washing tank
- Design that allows easy technical service without moving / dragging the product around
- Door safety sensor
- Inlet and rinse sensors save energy, water and chemical consumption
- Conveyor anti-jam safety system
- Limit switch fitted to end of outlet table
- Machine height can be adjusted with stainless steel feet

## SPECIFICATIONS

|                    |                           |
|--------------------|---------------------------|
| ELECTRICITY        | 40.5kW, 380V, 3 Phase + N |
| DIMENSIONS         | 1750 x 780 x 1620mm high  |
| WEIGHT             | 270kg                     |
| CYCLES PER HOUR    | 110                       |
| HOURLY OUTPUT      | Up to 2000 dishes         |
| BASKET DIMENSIONS  | 500 x 500mm               |
| BOILER CAPACITY    | 23Lt                      |
| WASH TANK CAPACITY | 100Lt                     |
| WASH TANK TEMP     | 55 ~ 60°C                 |
| RINSE TEMP         | 82 ~ 85°C                 |



### LEFT TO RIGHT

MODEL Crystal CRW2000-R  
**ORDER CODE CRY-CRW2000L-R**

### RIGHT TO LEFT

MODEL Crystal CRW2000-L  
**ORDER CODE CRY-CRW2000R-L**



**Conveyor units with dryer and pre-wash modules available on request**



## PRE-RINSE SPRAYS



### DECK MOUNTED

#### FEATURES

- Single hole deck mount mixing faucet
- 13mm BSPP in-line check valves
- Quarter-turn ceramic cartridges with lever handles and colour coded screws
- Supplied with (2x) 455mm flexible hoses
- 1.1m flex hose with overhead spring
- 5 SV 1.15 GPM spray valve
- Includes 152mm wall bracket

MODEL  
ORDER CODE

T&S 5PR-2S00  
PRS/5PR-2S00

### WALL MOUNTED

#### FEATURES

- 203mm wall mount mixing faucet
- In-line check valves
- 13mm NPT female inlets
- Quarter-turn ceramic cartridges with lever handles and colour coded screws
- 1.1m flex hose with overhead spring
- 5 SV 1.15 GPM spray valve
- Includes 152mm wall bracket

MODEL  
ORDER CODE

T&S 5PR-8W00  
PRS/5PR-8W00



## OPTIONAL SWIVEL ARM FAUCET

MODEL  
ORDER CODE

T&S 5AFL12  
PRS/5AFL12

## KITCHEN FAUCETS



#### FEATURES

- Wall mount faucet
- Distance between inlets: 150mm / 6"
- Quarter-turn ceramic cartridges with lever handles and colour coded screws
- 13mm NPT female inlets

MODEL  
ORDER CODE

T&S 5F-6WLX12  
WMF/5F-6WLX12



## FEATURES

- Open hose reel (Stainless steel or epoxy coated)
- 3/8" heavy-duty non-marking hose rated to 300psi
- 3/8" NPT female inlet
- Multi-fit bracket for wall, ceiling or under counter mounting
- Stainless steel front trigger watergun with swivel action
- Ratcheting system with activated retraction
- Adjustable hose bumper / stopper



### 10 METER - STAINLESS STEEL REEL

#### SPECIFICATIONS

|                   |                     |
|-------------------|---------------------|
| MODEL             | T&S Brass B-7132-05 |
| HOSE LENGTH       | 10m                 |
| HOSE DIAMETER     | 9.5mm               |
| WEIGHT            | 18kg                |
| MAX PRESSURE      | 125psi              |
| TEMPERATURE RANGE | 4 ~ 90°C            |

ORDER CODE                    HRT/B-7132-05



### 10 METER - EPOXY COATED REEL

#### SPECIFICATIONS

|                   |                     |
|-------------------|---------------------|
| MODEL             | T&S Brass B-7232-05 |
| HOSE LENGTH       | 10m                 |
| HOSE DIAMETER     | 9.5mm               |
| WEIGHT            | 18kg                |
| MAX PRESSURE      | 125psi              |
| TEMPERATURE RANGE | 4 ~ 90°C            |

ORDER CODE                    HRT/B-7232-05



# KNEE OPERATED HAND WASH BASIN



## FEATURES

- Manufactured from AISI 304 stainless steel
- High splash-back with deep-drawn tank
- Hot and cold water supply
- Adjustable single lever mixertap with non-return valve
- Fitted with a "swan-neck" faucet
- Smooth rounded corners for increased esthetics

## SPECIFICATIONS

|            |                        |
|------------|------------------------|
| MODEL      | SmartChef WT-C400401   |
| DIMENSIONS | 400 x 330 x 570mm high |
| WEIGHT     | 7kg                    |

ORDER CODE                    HWS0001

## LAUNDRY TROLLEY

### FEATURES

- Frame manufactured from 25mm stainless steel tubing
- High quality canvas bag included
- (10x) Metal clasp hooks to secure canvas bag to frame
- Easy to assemble (*Supplied flatpacked*)
- Fitted with (4x) castors (2x) lockable



### SPECIFICATIONS

|                  |                        |
|------------------|------------------------|
| MODEL            | SmartChef 130201       |
| DIMENSIONS       | 910 x 560 x 920mm high |
| BAG DIMENSIONS   | 850 x 550 x 600mm high |
| WEIGHT           | 8kg                    |
| LOADING CAPACITY | 150kg                  |

**ORDER CODE** LDT0001



**HIGH QUALITY CANVAS BAG**

## JANITOR TROLLEY

### FEATURES

- Manufactured from polypropylene plastic
- Supplied with (1x) 60Lt PVC bag
- 3 Sturdy shelves plus built-in mop, broom holders and hooks to keep things organized
- Spacious front platform is large enough to hold an additional trash can or mop bucket and wringer
- Easy to assemble (*Supplied flatpacked*)
- Fitted with (2x) 80mm front wheels and (2x) 200mm rear wheels



### SPECIFICATIONS

|            |                         |
|------------|-------------------------|
| MODEL      | SmartChef 600503        |
| DIMENSIONS | 1250 x 510 x 950mm high |
| WEIGHT     | 12kg                    |

**ORDER CODE** JTP0001



**CONVENIENCE**





**inoxserv**

LUXERIOUS BUFFET WARE

CHAFING DISHES • SOUP STATIONS • CEREAL DISPENCERS • JUICE DISPENCERS • URNS

# BUFFET WARE

## SECTION INDEX

|  |          |
|--|----------|
| Cereal dispensers .....                | 125      |
| Chafing dish heat elements .....       | 119      |
| Chafing dish stands .....              | 118-119  |
| <i>Chafing dishes</i>                  |          |
| • Econo series .....                   | 121      |
| • Induction series .....               | 118-119  |
| • PC cover series .....                | 122      |
| • Window series .....                  | 121      |
| Deluxe coffee urns .....               | 127      |
| Heat elements for chafing dishes ..... | 119      |
| Hot water urns .....                   | 127      |
| Induction chafing dishes .....         | 118-119  |
| Induction warmers .....                | 120      |
| Inserts .....                          | 123      |
| Juice dispensers .....                 | 126      |
| Soup kettles .....                     | 121, 124 |
| Soup warmers .....                     | 119      |
| Urns .....                             | 127      |





# CHAFING DISHES

## INDUCTION SERIES

**inoxserv**

### REMOVABLE LID WITH TRANSPARENT GLASS

- It provides a clear view of food, even when closed
- It is easy to open and it engages at various opening angles
- It is easy to remove for cleaning and storage
- The lid movement is controlled by a long-life damping hinge
- It provides a water internal recycle system around the lid edge



REMOVABLE LID



INDUCTION HEATING

### HEAT SOURCES

- **Induction cooker** - Table top - Counter sunk - In stand
- **Electric heater** - In stand
- **Solid alcohol** - In stand



CAPSULATED BOTTOM

### CAPSULATED BOTTOM

- Provides even heat distribution
- Minimises heat loss improving energy efficiency



\*SHOWN WITH OPTIONAL STAND



\*SHOWN WITH OPTIONAL STAND

### CHAFING DISH WITH HYDRAULIC GLASS LID RECTANGULAR

#### SPECIFICATIONS

|               |   |
|---------------|---|
| MODEL         | Inoxserv Induction Series S60593                    |
| DIMENSIONS    | 580 x 440 x 330mm high                              |
| CAPACITY      | 8.5Lt   |
| HEAT SOURCE   | Induction cooker<br>Heating element<br>Chafing fuel |
| SUPPLIED WITH | (1x) 1/1GN pan - 65mm deep<br>Serving spoon holder  |
| ORDER CODE    | <b>BEI-S60593</b>                                   |

\*STAND AND HEAT SOURCE NOT INCLUDED



### CHAFING DISH WITH HYDRAULIC GLASS LID SQUARE

#### SPECIFICATIONS

|               |   |
|---------------|---|
| MODEL         | Inoxserv Induction Series S60293                    |
| DIMENSIONS    | 400 x 440 x 320mm high                              |
| CAPACITY      | 4.8Lt   |
| HEAT SOURCE   | Induction cooker<br>Heating element<br>Chafing fuel |
| SUPPLIED WITH | (1x) 2/3 GN pan - 65mm deep<br>Serving spoon holder |
| ORDER CODE    | <b>BEI-S60293</b>                                   |

\*STAND AND HEAT SOURCE NOT INCLUDED



### STAND FOR CHAFING DISH - RECTANGULAR

#### SPECIFICATIONS

|               |  |
|---------------|--|
| MODEL         | Inoxserv Induction Series S60590   |
| DIMENSIONS    | 565 x 330 x 155mm high   |
| HEAT SOURCE   | Induction cooker > ISC-BT-70T<br>Heating element > BEI-S305T<br>Chafing fuel |
| SUPPLIED WITH | (2x) Chafing fuel holders  |
| ORDER CODE    | <b>BEI-S60590</b>  |

\*HEAT SOURCE NOT INCLUDED



### STAND FOR CHAFING DISH - SQUARE

#### SPECIFICATIONS

|               |  |
|---------------|--|
| MODEL         | Inoxserv Induction Series S60290   |
| DIMENSIONS    | 385 x 385 x 155mm high   |
| HEAT SOURCE   | Induction cooker > ISC-BT-70T<br>Heating element > BEI-S305T<br>Chafing fuel |
| SUPPLIED WITH | (1x) Chafing fuel holders  |
| ORDER CODE    | <b>BEI-S60290</b>  |

\*HEAT SOURCE NOT INCLUDED





## CHAFING DISHES INDUCTION SERIES



\*SHOWN WITH OPTIONAL STAND

### CHAFING DISH WITH HYDRAULIC GLASS LID ROUND

#### SPECIFICATIONS

|               |   |
|---------------|---|
| MODEL         | Inoxserv Induction Series S50293                    |
| DIMENSIONS    | 440 x 480 x 320mm high                              |
| CAPACITY      | 5Lt   |
| HEAT SOURCE   | Induction cooker<br>Heating element<br>Chafing fuel |
| SUPPLIED WITH | (1x) Round pan - 65mm deep<br>Serving spoon holder  |
| ORDER CODE    | <b>BEI-S50293</b>                                   |

\*STAND AND HEAT SOURCE NOT INCLUDED



### STAND FOR CHAFING DISH - ROUND

#### SPECIFICATIONS

|               |  |
|---------------|--|
| MODEL         | Inoxserv Induction Series S50280   |
| DIMENSIONS    | 300 x 300 x 155mm high   |
| HEAT SOURCE   | Induction cooker > ISC-BT-70T<br>Heating element > BEI-S205T<br>Chafing fuel |
| SUPPLIED WITH | (1x) Chafing fuel holders  |
| ORDER CODE    | <b>BEI-S50280</b>  |

\*HEAT SOURCE NOT INCLUDED



# inoxserv



\*SHOWN WITH OPTIONAL STAND

### SOUP STATION WITH HYDRAULIC GLASS LID

#### SPECIFICATIONS

|               |   |
|---------------|---|
| MODEL         | Inoxserv Induction Series S50288                    |
| DIMENSIONS    | 410 x 490 x 410mm high                              |
| CAPACITY      | 10Lt  |
| HEAT SOURCE   | Induction cooker<br>Heating element<br>Chafing fuel |
| SUPPLIED WITH | (1x) Round pan - 210mm deep<br>Serving spoon holder |
| ORDER CODE    | <b>BEI-S50288</b>                                   |

\*STAND AND HEAT SOURCE NOT INCLUDED



### STAND FOR BUFFET SOUP STATION

#### SPECIFICATIONS

|               |  |
|---------------|--|
| MODEL         | Inoxserv Induction Series S50290   |
| DIMENSIONS    | 315 x 315 x 155mm high   |
| HEAT SOURCE   | Induction cooker > ISC-BT-70T<br>Heating element > BEI-S205T<br>Chafing fuel |
| SUPPLIED WITH | (1x) Chafing fuel holders  |
| ORDER CODE    | <b>BEI-S50290</b>  |

\*HEAT SOURCE NOT INCLUDED



### HEATING ELEMENT WITH CONTROLLER - 250mm

#### SPECIFICATIONS

|                 |  |
|-----------------|--|
| MODEL           | Inoxserv S305T                             |
| ELECTRICITY     | 0.38kW, 230V, Single Phase                 |
| DIMENSIONS      | 250 x 200mm                                |
| COMPATIBLE WITH | Oblong - BEI-S60590<br>Square - BEI-S60290 |
| ORDER CODE      | <b>BEI-S305T</b>                           |



### HEATING ELEMENT WITH CONTROLLER - 175mm

#### SPECIFICATIONS

|                 |   |
|-----------------|---|
| MODEL           | Inoxserv S205T                                  |
| ELECTRICITY     | 0.33kW, 230V, Single Phase                      |
| DIMENSIONS      | 175 x 200mm                                     |
| COMPATIBLE WITH | Round - BEI-S50280<br>Soup Station - BEI-S50290 |
| ORDER CODE      | <b>BEI-S205T</b>                                |



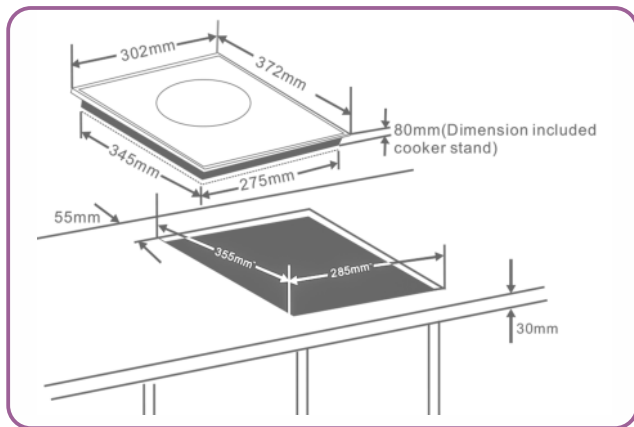
## DROP IN / COUNTERSUNK MODELS - TOUCH CONTROL



### SPECIFICATIONS

**MODEL** SmartChef-i BT-200T1  
**ELECTRICITY** 2kW, 230V, Single Phase  
**DIMENSIONS** 375 x 305 x 75mm high  
**TEMPERATURE RANGE** 60°C ~ 240°C  
**COMPATIBLE WITH** BEI-S60593  
 BEI-S60293  
 BEI-S50293  
 BEI-S50288

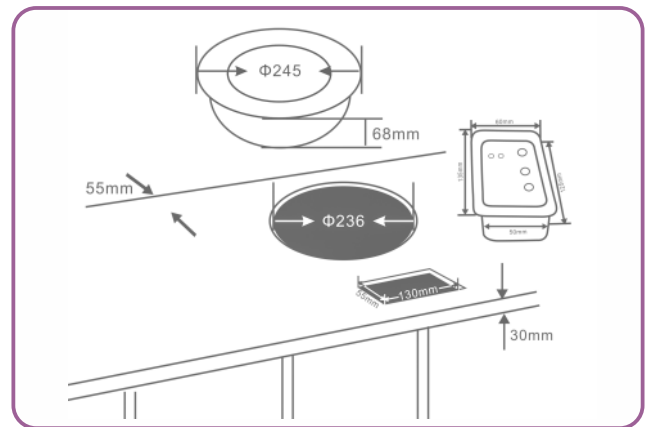
**ORDER CODE** ISC-BT-200T1



### SPECIFICATIONS

**MODEL** SmartChef-i BT-100T  
**ELECTRICITY** 2kW, 230V, Single Phase  
**DIMENSIONS** 245 x 245 x 60mm high  
**TEMPERATURE RANGE** 60°C ~ 240°C  
**COMPATIBLE WITH** BEI-S60593  
 BEI-S60293  
 BEI-S50293  
 BEI-S50288

**ORDER CODE** ISC-BT-100T



## TABLE TOP MODEL - MANUAL CONTROL



### SPECIFICATIONS

**MODEL** SmartChef-i BF-100A  
**ELECTRICITY** 1kW, 230V, Single Phase  
**DIMENSIONS** 315 x 460 x 60mm high  
**TEMPERATURE RANGE** 60°C ~ 240°C  
**COMPATIBLE WITH** BEI-S60593  
 BEI-S60293  
 BEI-S50293  
 BEI-S50288

**ORDER CODE** ISC-BF-100A

## IN-STAND MODEL - TOUCH CONTROL



### SPECIFICATIONS

**MODEL** SmartChef-i BT-70T  
**ELECTRICITY** 1kW, 230V, Single Phase  
**DIMENSIONS** 180 x 180 x 70mm high  
**TEMPERATURE RANGE** 60°C ~ 240°C  
**COMPATIBLE WITH** BEI-S60590  
 BEI-S60290  
 BEI-S50290  
 BEI-S50280

**ORDER CODE** ISC-BT-70T

## CHAFING DISHES WINDOW / ECONOMIC SERIES

**inoxserv**



\*HEAT SOURCE NOT INCLUDED

### CHAFING DISH WITH SHOW WINDOW - RECTANGULAR SPECIFICATIONS

MODEL  
DIMENSIONS  
CAPACITY  
HEAT SOURCE  
SUPPLIED WITH

Inoxserv Show Window Series KS61363-2  
645 x 475 x 435mm high  
8.5Lt  
Chafing fuel  
(2x) 1/2GN pans - 65mm deep  
Stand  
(2x) Chafing fuel holders

ORDER CODE

**BEI-KS61363-2**



\*HEAT SOURCE NOT INCLUDED

### CHAFING DISH WITH SHOW WINDOW - ROUND SPECIFICATIONS

MODEL  
DIMENSIONS  
CAPACITY  
HEAT SOURCE  
SUPPLIED WITH

Inoxserv Show Window Series KS51363  
500 x 530 x 450mm high  
5Lt  
Chafing fuel  
(1x) Round pan - 65mm deep  
Stand  
(1x) Chafing fuel holder

ORDER CODE

**BEI-KS51363**



\*HEAT SOURCE NOT INCLUDED

### CHAFING DISH - RECTANGULAR SPECIFICATIONS

MODEL  
DIMENSIONS  
CAPACITY  
HEAT SOURCE  
SUPPLIED WITH

Inoxserv Economic Series AT61363-2  
645 x 475 x 435mm high  
8.5Lt  
Chafing fuel  
(2x) 1/2GN pans - 65mm deep  
Stand  
(2x) Chafing fuel holders

ORDER CODE

**BEI-AT61363-2**



\*HEAT SOURCE NOT INCLUDED

### CHAFING DISH - ROUND SPECIFICATIONS

MODEL  
DIMENSIONS  
CAPACITY  
HEAT SOURCE  
SUPPLIED WITH

Inoxserv Economic Series AT51363  
500 x 530 x 450mm high  
5Lt  
Chafing fuel  
(1x) Round pan - 65mm deep  
Stand  
(1x) Chafing fuel holder

ORDER CODE

**BEI-AT51363**



### SOUP KETTLE SPECIFICATIONS

MODEL  
ELECTRICITY  
DIMENSIONS  
CAPACITY  
SUPPLIED WITH

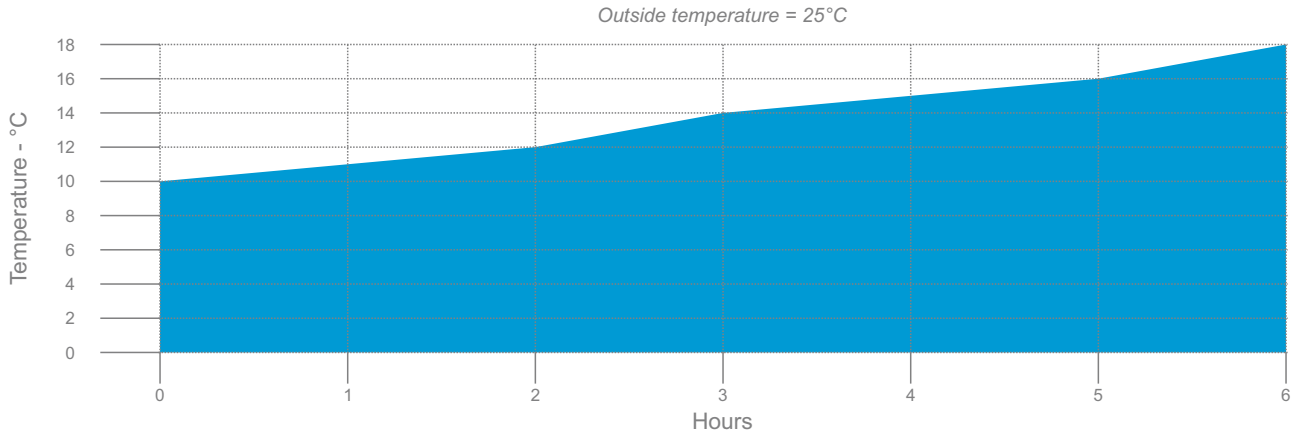
Inoxserv Economic Series AT51388  
230V, Single Phase  
330 x 330mm high  
9Lt  
(1x) Round pan - 200mm deep

ORDER CODE

**BEI-AT51388**

**FEATURES**

- Stainless steel body
- Stainless steel pan
- Polycarbonate roll-top cover



**NEUTRAL DISPLAY**

**SPECIFICATIONS**

MODEL: Inoxserv KS62160-1  
 DIMENSIONS: 490 x 410 x 410mm high  
 PAN DIMENSIONS: 475 x 270 x 60mm deep

ORDER CODE: **BEI-KS62160-1**



**HEATED DISPLAY**

**SPECIFICATIONS**

MODEL: Inoxserv SK62160-1  
 ELECTRICITY: 1kW, 230V, Single Phase  
 DIMENSIONS: 490 x 410 x 410mm high  
 PAN DIMENSIONS: 475 x 270 x 60mm deep

ORDER CODE: **BEI-SK62160-1**



**COLD DISPLAY**

**SPECIFICATIONS**

MODEL: Inoxserv SC62140-1  
 DIMENSIONS: 490 x 410 x 410mm high  
 PAN DIMENSIONS: 475 x 270 x 40mm deep  
 SUPPLIED WITH: (2x) Freezer packs

ORDER CODE: **BEI-SC62140-1**



## FEATURES

- Manufactured from 0.8mm heavy duty stainless steel
- Rounded edges
- Anti-Jam system
- Reinforced corners



### FULL INSERT SPECIFICATIONS

DIMENSIONS 325 x 530 x 20mm deep  
CAPACITY 2.5Lt  
ORDER CODE **GNF8020**

DIMENSIONS 325 x 530 x 55mm deep  
CAPACITY 7.5Lt  
ORDER CODE **GNF8055**

DIMENSIONS 325 x 530 x 65mm deep  
CAPACITY 9Lt  
ORDER CODE **GNF8065**



### 1/2 INSERT SPECIFICATIONS

DIMENSIONS 325 x 256 x 65mm deep  
CAPACITY 4Lt  
ORDER CODE **GNH8065**



### 2/3 INSERTS SPECIFICATIONS

DIMENSIONS 325 x 352 x 20mm deep  
CAPACITY 1.5Lt  
ORDER CODE **GN2T8020**

DIMENSIONS 325 x 352 x 65mm deep  
CAPACITY 5.5Lt  
ORDER CODE **GN2T8065**



### 1/3 INSERT SPECIFICATIONS

DIMENSIONS 325 x 176 x 40mm deep  
CAPACITY 1.5Lt  
ORDER CODE **GNT8040**

DIMENSIONS 325 x 176 x 65mm deep  
CAPACITY 2.5Lt  
ORDER CODE **GNT8065**





**FEATURES**

- Available in black or Stainless steel
- Stainless steel base (powder coated/polished)
- 304 stainless steel seamless insert
- Temperature control via thermostat
- Fitted with a hinged lid
- Fitted with non-slip feet

**SPECIFICATIONS**

|                   |                           |
|-------------------|---------------------------|
| ELECTRICITY       | 0.4kW, 220V, Single Phase |
| DIMENSIONS        | Ø 330mm x 380mm high      |
| WEIGHT            | 4Kg                       |
| TEMPERATURE RANGE | 0 ~ 95°C                  |
| CAPACITY          | 10Lt                      |

**BLACK**

|            |                   |
|------------|-------------------|
| MODEL      | Inoxserve 83010SP |
| ORDER CODE | SKI0010           |

**STAINLESS STEEL**

|            |                   |
|------------|-------------------|
| MODEL      | Inoxserve 81010SP |
| ORDER CODE | SKI1010           |

**POWDER  
COATED  
STAINLESS  
STEEL BASE**

**TEMP.  
CONTROL  
(0 ~ 95°C)**

**NON  
SLIP  
FEET**

**HINGED  
STAINLESS  
STEEL LID**

**304  
STAINLESS  
STEEL  
INSERT**



## CEREAL DISPENSERS

**inoxserv**



### CEREAL DISPENSER - DOUBLE LEVER PORTION CONTROL

#### SPECIFICATIONS

MODEL Inoxserv AT90123-2  
DIMENSIONS 420 x 450 x 620mm high  
CAPACITY (2x) 7Lt

ORDER CODE BEI-AT90123-2



### CEREAL DISPENSER - SINGLE LEVER PORTION CONTROL

#### SPECIFICATIONS

MODEL Inoxserv AT90123  
DIMENSIONS 420 x 230 x 620mm high  
CAPACITY 7Lt

ORDER CODE BEI-AT90123



### CEREAL DISPENSER - DOUBLE ROTATION PORTION CONTROL

#### SPECIFICATIONS

MODEL Inoxserv AT90133-2  
DIMENSIONS 380 x 480 x 660mm high  
CAPACITY (2x) 9Lt

ORDER CODE BEI-AT90133-2



### CEREAL DISPENSER - SINGLE ROTATION PORTION CONTROL

#### SPECIFICATIONS

MODEL Inoxserv AT90133  
DIMENSIONS 360 x 230 x 660mm high  
CAPACITY 9Lt

ORDER CODE BEI-AT90133



STAINLESS STEEL

**DOUBLE - STAINLESS STEEL**  
**SPECIFICATIONS**

MODEL Inoxserv AT90212-2  
DIMENSIONS 365 x 450 x 535mm high  
CAPACITY (2x) 7Lt  
SUPPLIED WITH (2x) Freezer packs

ORDER CODE BEI-AT90212-2



BEACH WOOD

**DOUBLE - BEACH WOOD**  
**SPECIFICATIONS**

MODEL Inoxserv AT90315-2  
DIMENSIONS 350 x 450 x 580mm high  
CAPACITY (2x) 7Lt  
SUPPLIED WITH (2x) Freezer packs

ORDER CODE BEI-AT90315-2



**SINGLE - STAINLESS STEEL**  
**SPECIFICATIONS**

MODEL Inoxserv AT90212  
DIMENSIONS 365 x 230 x 535mm high  
CAPACITY 7Lt  
SUPPLIED WITH (1x) Freezer pack

ORDER CODE BEI-AT90212



**SINGLE - BEACH WOOD**  
**SPECIFICATIONS**

MODEL Inoxserv AT90315  
DIMENSIONS 350 x 230 x 580mm high  
CAPACITY 7Lt  
SUPPLIED WITH (1x) Freezer pack

ORDER CODE BEI-AT90315



**JUICE DISPENSER - DOUBLE**  
**WITH CENTRE ICE TUBE**

**SPECIFICATIONS**

MODEL Inoxserv AT90512-2  
DIMENSIONS 350 x 540 x 580mm high  
CAPACITY (2x) 8Lt

ORDER CODE BEI-AT90512-2



**JUICE DISPENSER - SINGLE**  
**WITH CENTRE ICE TUBE**

**SPECIFICATIONS**

MODEL Inoxserv AT90512  
DIMENSIONS 350 x 260 x 580mm high  
CAPACITY 8Lt

ORDER CODE BEI-AT90512





## BEVERAGE DISPENSERS COLD / HOT

**inoxserv**



\*HEAT SOURCE NOT INCLUDED

### FEATURES

- The body is manufactured from Polycarbonate plastic, heat resistant up to 120 C
- Conveniently placed handles with removable stainless steel base for easy refilling
- Fitted with a stainless steel centre ice tube
- High polish stainless steel lid
- Fuel holder not included

### 12 LITRE - WITH CENTRE ICE TUBE

#### SPECIFICATIONS

|             |                                  |
|-------------|----------------------------------|
| MODEL       | Inoxserv AT90012                 |
| DIMENSIONS  | 350 x 310 x 500mm high           |
| CAPACITY    | 12Lt                             |
| HEAT SOURCE | Induction warmer<br>Chafing fuel |

ORDER CODE **BEI-AT90012**

## DELUXE HOT WATER URNS

**inoxserv**

### FEATURES

- Full stainless steel construction
- Conveniently placed handles with removable stainless steel base for easy refilling
- High polish finish
- Fuel holder not included



\*HEAT SOURCE NOT INCLUDED

### 19 LITRE

#### SPECIFICATIONS

|             |                                  |
|-------------|----------------------------------|
| MODEL       | Inoxserv AT80019                 |
| DIMENSIONS  | 350 x 310 x 620mm high           |
| CAPACITY    | 19Lt                             |
| HEAT SOURCE | Induction warmer<br>Chafing fuel |

ORDER CODE **BEI-AT80019**



\*HEAT SOURCE NOT INCLUDED

### 12 LITRE

#### SPECIFICATIONS

|             |                                  |
|-------------|----------------------------------|
| MODEL       | Inoxserv AT80012                 |
| DIMENSIONS  | 350 x 310 x 500mm high           |
| CAPACITY    | 12Lt                             |
| HEAT SOURCE | Induction warmer<br>Chafing fuel |

ORDER CODE **BEI-AT80012**



# POLAR CAB

**MORE THAN JUST  
REFRIGERATION...**



**FRIDGES ❄️ FREEZERS ❄️ COOLERS ❄️ ICE MACHINES...**

## SECTION INDEX

|                                  |          |
|----------------------------------|----------|
| Back bar coolers .....           | 135      |
| Blast chillers .....             | 134      |
| Chef bases .....                 | 139      |
| Display fridges .....            | 132      |
| <i>Freezers</i>                  |          |
| • Display freezers .....         | 132-137  |
| • Ice cream scoop freezers ..... | 148-149  |
| • Upright storage freezers ..... | 130-132  |
| <i>Fridges</i>                   |          |
| • Back bar coolers .....         | 135      |
| • Display fridges .....          | 132      |
| • Pizza ingredient fridges ..... | 136      |
| • Saladette cabinets .....       | 136-138  |
| • Upright storage fridges .....  | 130-132  |
| Gelato machines .....            | 144      |
| Ice cream scoop freezers .....   | 148-149  |
| <i>Ice machines</i>              |          |
| • Modular .....                  | 140-141  |
| • Self-contained .....           | 142-143  |
| Pizza ingredient fridges .....   | 136, 165 |
| Saladette cabinets .....         | 136-138  |
| Soft serve machines .....        | 145-147  |
| Upright freezers .....           | 130-132  |
| Upright fridges .....            | 130-132  |





### FEATURES

- Exterior and interior stainless steel body (AISI304)
- Air managing system - provides inside refrigeration balance
- Lockable, reversible and self closing doors
- 20 level embossed guides for shelves or GN containers
- Auto defrost with heating element
- CFC free, high pressure injected polyurethane insulation
- High class energy saving design
- Hygienic and ergonomic interior custom design
- Ventilated air chamber with interior LED lighting



### DOUBLE DOOR FRIDGE

#### SPECIFICATIONS

|                     |                           |
|---------------------|---------------------------|
| MODEL               | Crystal ECO 1400S         |
| ELECTRICITY         | 0.5kW, 230V, Single Phase |
| DIMENSIONS          | 1400 x 840 x 2060mm high  |
| WEIGHT              | 175kg                     |
| INTERNAL DIMENSIONS | 1240 x 690 x 1950mm high  |
| CAPACITY            | 1250Lt                    |
| RUNNER SPACING      | 50mm                      |
| GRIDS SUPPLIED      | (6x) 530 x 630mm          |
| TEMPERATURE RANGE   | 2 ~ 8°C                   |
| REFRIGERANT GAS     | R134a                     |

ORDER CODE

CRY-ECO-E1400S



### SINGLE DOOR FRIDGE

#### SPECIFICATIONS

|                     |                            |
|---------------------|----------------------------|
| MODEL               | Crystal ECO 700S           |
| ELECTRICITY         | 0.25kW, 230V, Single Phase |
| DIMENSIONS          | 700 x 840 x 2060mm high    |
| WEIGHT              | 122kg                      |
| INTERNAL DIMENSIONS | 620 x 690 x 1950mm high    |
| CAPACITY            | 600Lt                      |
| RUNNER SPACING      | 50mm                       |
| GRIDS SUPPLIED      | (3x) 530 x 630mm           |
| TEMPERATURE RANGE   | 2 ~ 8°C                    |
| REFRIGERANT GAS     | R134a                      |

ORDER CODE

CRY-ECO-E700S



### DOUBLE DOOR FREEZER ❄️

#### SPECIFICATIONS

|                     |                            |
|---------------------|----------------------------|
| MODEL               | Crystal ECO 1400D          |
| ELECTRICITY         | 0.87kW, 230V, Single Phase |
| DIMENSIONS          | 1400 x 840 x 2060mm high   |
| WEIGHT              | 177kg                      |
| INTERNAL DIMENSIONS | 1240 x 690 x 1950mm high   |
| CAPACITY            | 1250Lt                     |
| RUNNER SPACING      | 50mm                       |
| GRIDS SUPPLIED      | (6x) 530 x 630mm           |
| TEMPERATURE RANGE   | -22 ~ -10°C                |
| REFRIGERANT GAS     | R134a                      |

ORDER CODE

CRY-ECO-E1400D



### SINGLE DOOR FREEZER ❄️

#### SPECIFICATIONS

|                     |                            |
|---------------------|----------------------------|
| MODEL               | Crystal ECO 700D           |
| ELECTRICITY         | 0.55kW, 230V, Single Phase |
| DIMENSIONS          | 700 x 840 x 2060mm high    |
| WEIGHT              | 125kg                      |
| INTERNAL DIMENSIONS | 620 x 690 x 1950mm high    |
| CAPACITY            | 600Lt                      |
| RUNNER SPACING      | 50mm                       |
| GRIDS SUPPLIED      | (3x) 530 x 630mm           |
| TEMPERATURE RANGE   | -22 ~ -10°C                |
| REFRIGERANT GAS     | R134a                      |

ORDER CODE

CRY-ECO-E700D



### OPTIONAL EXTRAS

#### GRIDS

|              |             |
|--------------|-------------|
| 2/1 GN GRIDS | 530 x 630mm |
| ORDER CODE   | OGS0021     |

#### SHELF RUNNERS

|            |                 |
|------------|-----------------|
| LEFT SIDE  | YECO-YELK53623L |
| RIGHT SIDE | YECO-YELK53624L |



## FEATURES

- Complete structure manufactured from stainless steel
- Sturdy U-rail, wire shelves
- Fitted with interior LED lighting
- Automatic defrost function
- Fitted with 4 device leveling legs
- Fitted with lockable, reversible, self-closing doors
- The adjustable support rails can also be used for GN pans
- Ventilated cooling
- Digital Dixell / Carel thermostat



## DOUBLE DOOR FRIDGE

### SPECIFICATIONS

|                     |                            |
|---------------------|----------------------------|
| MODEL               | PolarCab MBF8117           |
| ELECTRICITY         | 0.35kW, 230V, Single Phase |
| DIMENSIONS          | 1315 x 805 x 2065mm high   |
| WEIGHT              | 171kg                      |
| INTERNAL DIMENSIONS | 1194 x 685 x 1550mm high   |
| CAPACITY            | 1240Lt                     |
| RUNNER SPACING      | 100mm                      |
| GRIDS SUPPLIED      | (6x) 530 x 630mm           |
| TEMPERATURE RANGE   | 2 ~ 8°C                    |
| REFRIGERANT GAS     | R600a                      |

ORDER CODE **PCY/MBF8117**



## SINGLE DOOR FRIDGE

### SPECIFICATIONS

|                     |                            |
|---------------------|----------------------------|
| MODEL               | PolarCab MBF8116           |
| ELECTRICITY         | 0.22kW, 230V, Single Phase |
| DIMENSIONS          | 730 x 805 x 2065mm high    |
| WEIGHT              | 107kg                      |
| INTERNAL DIMENSIONS | 610 x 685 x 1550mm high    |
| CAPACITY            | 670Lt                      |
| RUNNER SPACING      | 100mm                      |
| GRIDS SUPPLIED      | (3x) 530 x 630mm           |
| TEMPERATURE RANGE   | 2 ~ 8°C                    |
| REFRIGERANT GAS     | R600a                      |

ORDER CODE **PCY/MBF8116**



## DOUBLE DOOR FREEZER ❄️

### SPECIFICATIONS

|                     |                            |
|---------------------|----------------------------|
| MODEL               | PolarCab MBF8114           |
| ELECTRICITY         | 0.98kW, 230V, Single Phase |
| DIMENSIONS          | 1315 x 805 x 2065mm high   |
| WEIGHT              | 177kg                      |
| INTERNAL DIMENSIONS | 1194 x 685 x 1550mm high   |
| CAPACITY            | 1240Lt                     |
| RUNNER SPACING      | 100mm                      |
| GRIDS SUPPLIED      | (6x) 530 x 630mm           |
| TEMPERATURE RANGE   | -22 ~ -17°C                |
| REFRIGERANT GAS     | R290                       |

ORDER CODE **PCY/MBF8114**



## SINGLE DOOR FREEZER ❄️

### SPECIFICATIONS

|                     |                           |
|---------------------|---------------------------|
| MODEL               | PolarCab MBF8113          |
| ELECTRICITY         | 0.6kW, 230V, Single Phase |
| DIMENSIONS          | 730 x 805 x 2065mm high   |
| WEIGHT              | 115kg                     |
| INTERNAL DIMENSIONS | 610 x 685 x 1550mm high   |
| CAPACITY            | 670Lt                     |
| RUNNER SPACING      | 100mm                     |
| GRIDS SUPPLIED      | (3x) 530 x 630mm          |
| TEMPERATURE RANGE   | -22 ~ -17°C               |
| REFRIGERANT GAS     | R290                      |

ORDER CODE **PCY/MBF8113**



## OPTIONAL EXTRAS

### GRIDS

|              |                |
|--------------|----------------|
| 2/1 GN GRIDS | 530 x 630mm    |
| ORDER CODE   | <b>OGS0021</b> |

### SHELF RUNNERS

|            |                      |
|------------|----------------------|
| LEFT SIDE  | <b>XPCY-80037407</b> |
| RIGHT SIDE | <b>XPCY-80037408</b> |



CR 500



CRF 400 3D



CRF 400



**SINGLE DOOR FRIDGE**

**SPECIFICATIONS**

|                     |                            |
|---------------------|----------------------------|
| MODEL               | Crystal CR 500             |
| ELECTRICITY         | 0.36kW, 230V, Single Phase |
| DIMENSIONS          | 667 x 620 x 2018mm high    |
| WEIGHT              | 102kg                      |
| INTERNAL DIMENSIONS | 587 x 510 x 1593mm high    |
| GROSS VOLUME        | 477Lt                      |
| GRIDS SUPPLIED      | 5                          |
| TEMPERATURE RANGE   | 2 ~ 7°C                    |
| REFRIGERANT GAS     | R290                       |

**ORDER CODE**                      **CRYGR-CR500**



**FEATURES**

- Body manufactured from non-toxic, pre-painted sheet steel
- Fitted with self-closing glass doors
- Internal LED lighting
- Fitted with a digital controller
- CR500 - EBD electronic evaporator fan motor
- Hi efficiency compressor
- Two regulators
- Air cooled condenser
- Drainage outlet
- CR500 - Auto-defrost function
- CR500 - (5x) adjustable reinforced shelves
- CRF400 - (6x) evaporation shelves + floor shelf
- Fitted with (4x) castors

**SINGLE DOOR FREEZER ❄️**

**SPECIFICATIONS**

|                     |                            |
|---------------------|----------------------------|
| MODEL               | Crystal CRF 400            |
| ELECTRICITY         | 0.82kW, 230V, Single Phase |
| DIMENSIONS          | 667 x 620 x 2018mm high    |
| WEIGHT              | 108kg                      |
| INTERNAL DIMENSIONS | 547 x 490 x 1553mm high    |
| GROSS VOLUME        | 417Lt                      |
| RUNNER SPACING      | 170mm                      |
| GRIDS SUPPLIED      | 6                          |
| TEMPERATURE RANGE   | -25 ~ -18°C                |
| REFRIGERANT GAS     | R290                       |

**ORDER CODE**                      **CRYGR-CRF400**



**SINGLE DOOR FREEZER 180° VIEW ❄️**

**SPECIFICATIONS**

|                     |                            |
|---------------------|----------------------------|
| MODEL               | Crystal CRF 400 3D         |
| ELECTRICITY         | 0.82kW, 230V, Single Phase |
| DIMENSIONS          | 667 x 620 x 2018mm high    |
| WEIGHT              | 118kg                      |
| INTERNAL DIMENSIONS | 547 x 490 x 1553mm high    |
| GROSS VOLUME        | 417Lt                      |
| RUNNER SPACING      | 170mm                      |
| GRIDS SUPPLIED      | 6                          |
| TEMPERATURE RANGE   | -25 ~ -18°C                |
| REFRIGERANT GAS     | R290                       |

**ORDER CODE**

**CRYGR-CR400-3D**



# HORIZONTAL DISPLAY FREEZERS



### FEATURES

- Manufactured from non-toxic, pre-painted sheet steel
- High efficiency compressor
- Air cooled condenser
- Mechanical thermostat
- Temperature display
- Sliding glass access panels
- Lock
- Drainage outlet
- Fitted with (4x) castors

### SPECIFICATIONS

|                     |                           |
|---------------------|---------------------------|
| MODEL               | Crystal EKTOR 36 SGL      |
| ELECTRICITY         | 0.2kW, 230V, Single Phase |
| DIMENSIONS          | 1184 x 644 x 895mm high   |
| WEIGHT              | 58kg                      |
| INTERNAL DIMENSIONS | 1060 x 520 x 737mm high   |
| GROSS VOLUME        | 356Lt                     |
| TEMPERATURE RANGE   | -26 ~ -18°C               |
| REFRIGERANT GAS     | R290                      |

**ORDER CODE**

**CRYGR-EKTO36SGL**

# DISPLAY FREEZER / CHILLER TABLE MODEL



### FEATURES

- High grade stainless steel construction interior and exterior
- Self closing / stay open glass door
- Magnetic door gaskets
- Easy to clean black plastic door handle
- Fitted with a standard safety door lock
- Forced air system
- Heavy duty Embraco compressor
- Polyurethane foam insulation
- LED lighting installed
- Splash proof cover to control panel

### SPECIFICATIONS

|                     |                            |
|---------------------|----------------------------|
| MODEL               | PolarCab MBC24FG           |
| ELECTRICITY         | 0.53kW, 230V, Single Phase |
| EXTERIOR DIMENSIONS | 605 x 635 x 825mm high     |
| INTERIOR DIMENSIONS | 495 x 517 x 561mm high     |
| SHELVES SUPPLIED    | (2x) 380 x 475mm           |
| WEIGHT              | 59kg                       |
| TEMPERATURE RANGE   | -20 ~ -17°C                |
| REFRIGERANT GAS     | R290                       |

**ORDER CODE**

**PCY/MBC24MG**





## FEATURES

- AISI 304 stainless steel construction
- Inside fan support can be opened for easy cleaning
- Reversible, self-closing door
- Fitted with a built-in food probe for accurate temperature monitoring
- Controller with electronic time or probe programming
- Compatible with GN and 600 x 400mm baking trays
- Fitted with 4 devise levelling legs

## 15 PAN SPECIFICATIONS

**MODEL** MEC Cold ART151164  
**ELECTRICITY** 4.43kW, 380V, 3 Phase + N  
**DIMENSIONS** 820 x 860 x 1820mm high  
**WEIGHT** 160kg  
**CAPACITY** (15x) 1/1 GN trays  
 (15x) 600 x 400 mm trays  
**BLAST CHILL PERFORMANCE** 60kg, 70°C to 3°C in 90min  
**SHOCK FREEZE PERFORMANCE** 40kg, 70°C to -18°C in 90min  
**REFRIGERANT GAS** R404a

**ORDER CODE**

**BCM1511**



## 10 PAN SPECIFICATIONS

**MODEL** MEC Cold ART101164  
**ELECTRICITY** 3.35kW, 380V, 3 Phase + N  
**DIMENSIONS** 820 x 860 x 1470mm high  
**WEIGHT** 150kg  
**CAPACITY** (10x) 1/1 GN trays  
 (10x) 600 x 400 mm trays  
**BLAST CHILL PERFORMANCE** 40kg, 70°C to 3°C in 90min  
**SHOCK FREEZE PERFORMANCE** 25kg, 70°C to -18°C in 90min  
**REFRIGERANT GAS** R404a

**ORDER CODE**

**BCM1011**



## 5 PAN SPECIFICATIONS

**MODEL** MEC Cold ART51164  
**ELECTRICITY** 1.3kW, 230V, Single Phase  
**DIMENSIONS** 820 x 860 x 850mm high  
**WEIGHT** 90kg  
**CAPACITY** (5x) 1/1 GN trays  
 (5x) 600 x 400mm trays  
**BLAST CHILL PERFORMANCE** 20kg, 70°C to 3°C in 90min  
**SHOCK FREEZE PERFORMANCE** 13kg, 70°C to -18°C in 90min  
**REFRIGERANT GAS** R404a

**ORDER CODE**

**BCM0511**





## FEATURES

- Black units - Outer cabinet manufactured from coated mild steel
- Stainless steel units - Outer cabinet manufactured stainless steel
- High pressure injected 40mm cyclopentane insulation
- Cabinet interior manufactured from compressed aluminium
- 14W square fan assisted condenser
- Automatic defrost function
- Doors are fitted with tempered glass
- Fitted with adjustable feet for easy leveling
- Fitted with a digital temperature control and display
- Smooth action sliding doors / hinged doors
- Standard with internal LED lights and locks



## 3 DOOR

### SPECIFICATIONS

**MODEL** PolarCab LG320  
**ELECTRICITY** 0.67kW, 220V, Single Phase  
**EXTERNAL DIMENSIONS** 1350 x 520 x 850mm high  
**WEIGHT** 80kg  
**INTERNAL DIMENSIONS** 1260 x 385 x 700mm high  
**GROSS VOLUME** 320Lt  
**TEMPERATURE RANGE** 2 ~ 10°C  
**REFRIGERANT GAS** R600a  
**SHELVES SUPPLIED** (6x) 400 x 345mm

**SLIDING DOORS - BLACK** BBP0003  
**HINGED DOORS - BLACK** BBP1003  
**HINGED DOORS - S/STEEL** BBP3003



## 2 DOOR

### SPECIFICATIONS

**MODEL** PolarCab LG198  
**ELECTRICITY** 0.23kW, 220V, Single Phase  
**EXTERNAL DIMENSIONS** 900 x 520 x 850mm high  
**WEIGHT** 62kg  
**INTERNAL DIMENSIONS** 820 x 385 x 700mm high  
**GROSS VOLUME** 198Lt  
**TEMPERATURE RANGE** 2 ~ 10°C  
**REFRIGERANT GAS** R600a  
**SHELVES SUPPLIED** (4x) 400 x 345mm

**SLIDING DOORS - BLACK** BBP0002  
**HINGED DOORS - BLACK** BBP1002  
**HINGED DOORS - S/STEEL** BBP3002



## SINGLE DOOR

### SPECIFICATIONS

**MODEL** PolarCab LG128  
**ELECTRICITY** 0.18kW, 220V, Single Phase  
**EXTERNAL DIMENSIONS** 600 x 520 x 850mm high  
**WEIGHT** 46kg  
**INTERNAL DIMENSIONS** 520 x 385 x 700mm high  
**GROSS VOLUME** 128Lt  
**TEMPERATURE RANGE** 2 ~ 10°C  
**REFRIGERANT GAS** R600a  
**SHELVES SUPPLIED** (2x) 500 x 345mm

**HINGED DOOR - BLACK** BBP1001  
**HINGED DOOR - S/STEEL** BBP3001



DIGITAL TEMPERATURE CONTROL AND DISPLAY

# SALADETTE

## PREP / ASSEMBLY WORKTOP FRIDGE



SHOWN WITH OPTIONAL PIZZA  
INGREDIENT FRIDGE

### FEATURES

- Heavy duty construction, exterior and interior of high grade 304 stainless steel and galvanised steel back
- Fitted with granite top
- Automatic defrost
- Self closing doors
- Efficient refrigeration system
- Fitted with digital Dixell / Carel thermostat
- Supplied with GN tray slides in all doors
- Bottom mounted motor suitable for use in high temperature areas
- Fitted with (4x) adjustable legs

### SPECIFICATIONS

|                   |                            |
|-------------------|----------------------------|
| MODEL             | PolarCab EL3852            |
| ELECTRICITY       | 0.22kW, 230V, Single Phase |
| DIMENSIONS        | 1365 x 700 x 1030mm high   |
| WEIGHT            | 190kg                      |
| NUMBER OF DOORS   | 3                          |
| RUNNER SPACING    | 55mm                       |
| SHELVES SUPPLIED  | (3x) GN 1/1 grids          |
| CAPACITY          | 380Lt                      |
| TEMPERATURE RANGE | 2 ~ 8°C                    |
| REFRIGERANT GAS   | R134a                      |

ORDER CODE

PCY/ELS3852



## PIZZA INGREDIENT FRIDGE



### 6 DIVISION 1/4 GN

#### SPECIFICATIONS

|                 |                                      |
|-----------------|--------------------------------------|
| MODEL           | PolarCab ESL3861                     |
| ELECTRICITY     | 0.3kW, 230V, Single Phase            |
| DIMENSIONS      | 1400 x 335 x 435mm high              |
| WEIGHT          | 41kg                                 |
| CAPACITY        | (6x) 1/4 GN pans<br>(3x) 1/2 GN pans |
| TEMP RANGE      | 2 ~ 8°C                              |
| REFRIGERANT GAS | R134a                                |

ORDER CODE

PCY/ESL3861



### FEATURES

- Compact design to minimize footprint
- Glass panels are easy to remove for cleaning
- Low maintenance auto defrost function
- Can accommodate 1/4 and 1/2 GN pans
- Fitted with digital temperature controller
- Insert pans not included



# SALADETTE

## GRANITE TOP WITH SNEEZE GUARD



### FEATURES

- Exterior and interior manufactured from 304 Stainless Steel and Galvanised steel back
- Fitted with granite top
- Fitted with glass sneeze guard
- Automatic defrost
- Self closing doors
- Efficient refrigeration system
- Fitted with digital Dixell / Carel thermostat
- Supplied with GN tray slides in all doors
- Bottom mounted motor suitable for use in high temperature areas
- Insert pans not included
- Fitted with (4x) adjustable legs

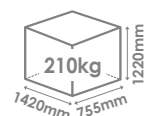


### SPECIFICATIONS

|                   |                            |
|-------------------|----------------------------|
| MODEL             | PolarCab ELS3864           |
| ELECTRICITY       | 0.31kW, 230V, Single Phase |
| DIMENSIONS        | 1365 x 700 x 1100mm high   |
| WEIGHT            | 170kg                      |
| NUMBER OF DOORS   | 3                          |
| RUNNER SPACING    | 55mm                       |
| SHELVES SUPPLIED  | (3x) GN 1/1 grids          |
| CAPACITY          | 380Lt                      |
| DISPLAY CAPACITY  | (7x) 1/3 GN pans           |
| TEMPERATURE RANGE | 2 ~ 8°C                    |
| REFRIGERANT GAS   | R134a                      |

ORDER CODE

PCY/ELS3864



## SALADETTE

### PIZZA TOP WITH HINGED LID



#### FEATURES

- Exterior and interior manufactured from 304 Stainless Steel and Galvanised steel back
- Bottom mounted motor suitable for use in high temperature areas
- Automatic defrost
- Efficient refrigeration system
- Supplied with GN tray slides in all doors
- Fitted with (4x) adjustable legs
- Self closing doors
- Fitted with digital Dixell / Carel thermostat
- Insert pans not included



#### SPECIFICATIONS

|                   |                            |
|-------------------|----------------------------|
| MODEL             | PolarCab EL3853            |
| ELECTRICITY       | 0.31kW, 230V, Single Phase |
| DIMENSIONS        | 1365 x 700 x 1040mm high   |
| WEIGHT            | 105kg                      |
| NUMBER OF DOORS   | 3                          |
| RUNNER SPACING    | 55mm                       |
| SHELVES SUPPLIED  | (3x) GN 1/1 grids          |
| CAPACITY          | 380Lt                      |
| TEMPERATURE RANGE | 2 ~ 8°C                    |
| REFRIGERANT GAS   | R134a                      |

#### ORDER CODE

PCY/ELS3853



## SALADETTE

### CUTTING BOARD WITH HINGED LID

#### FEATURES

- Exterior and interior manufactured from 304 Stainless Steel and Galvanised steel back
- Bottom mounted motor suitable for use in high temperature areas
- Automatic defrost
- Efficient refrigeration system
- Supplied with GN tray slides in all doors
- Fitted with (4x) adjustable legs
- Self closing doors
- Fitted with digital Dixell / Carel thermostat
- Insert pans not included



#### SPECIFICATIONS

|                   |                            |
|-------------------|----------------------------|
| MODEL             | PolarCab EL3850            |
| ELECTRICITY       | 0.31kW, 230V, Single Phase |
| DIMENSIONS        | 1365 x 700 x 890mm high    |
| WEIGHT            | 87kg                       |
| NUMBER OF DOORS   | 3                          |
| RUNNER SPACING    | 55mm                       |
| SHELVES SUPPLIED  | (3x) GN 1/1 grids          |
| CAPACITY          | 380Lt                      |
| TEMPERATURE RANGE | 2 ~ 8°C                    |
| REFRIGERANT GAS   | R134a                      |

#### ORDER CODE

PCY/ELS3850





**FEATURES**

- Stainless steel exterior and interior
- Dixell digital controller
- Recessed door handles
- Magnetic drawer gaskets
- Pre-installed casters
- One-Piece heavy duty reinforced stainless steel top
- Heavy Duty Embraco Controller
- Heavy Duty stainless steel drawer slides and rollers
- Gravity fed self closing drawers
- Stainless steel pans included



**1800mm**

**SPECIFICATIONS**

|                   |                           |
|-------------------|---------------------------|
| MODEL             | CookRite MGF8453GR        |
| ELECTRICITY       | 0.3kW, 230V, Single Phase |
| DIMENSIONS        | 1840 x 814 x 675mm high   |
| WEIGHT            | 136kg                     |
| NUMBER OF DRAWERS | 4                         |
| PANS PER DRAWER   | (2x) 1/1GN                |
| TEMPERATURE RANGE | 2 ~ 5°C                   |
| REFRIGERANT GAS   | R290                      |

ORDER CODE

CR/MGF8453GR



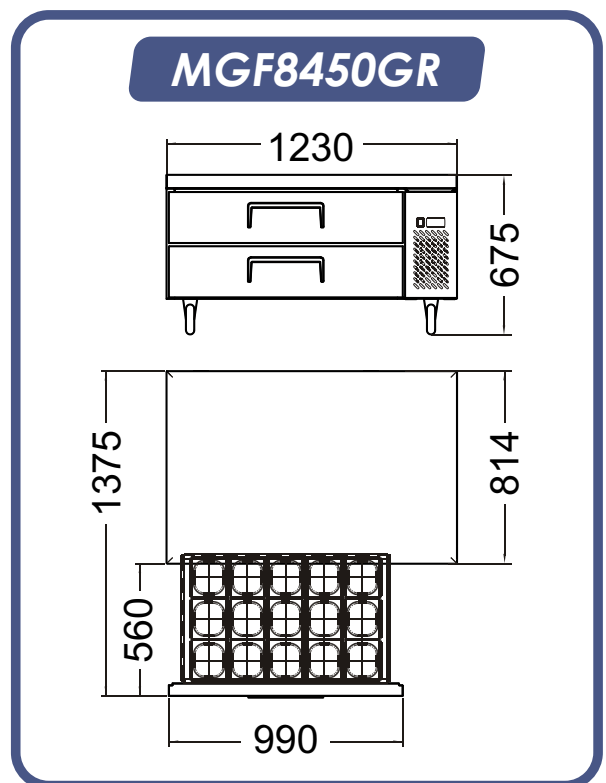
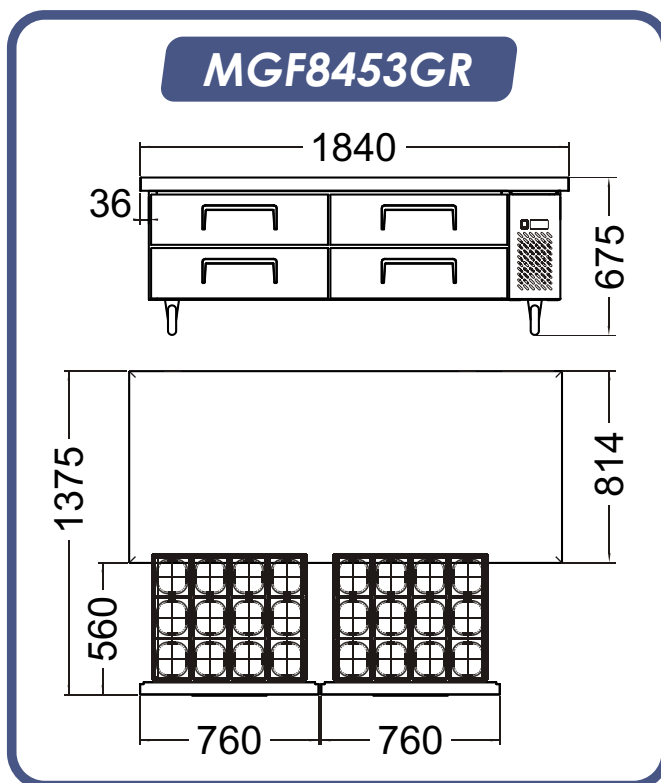
**1200mm**

**SPECIFICATIONS**

|                   |                           |
|-------------------|---------------------------|
| MODEL             | CookRite MGF8450GR        |
| ELECTRICITY       | 0.3kW, 230V, Single Phase |
| DIMENSIONS        | 1230 x 814 x 675mm high   |
| WEIGHT            | 117kg                     |
| NUMBER OF DRAWERS | 2                         |
| PANS PER DRAWER   | (2x) 1/1GN                |
| TEMPERATURE RANGE | 2 ~ 5°C                   |
| REFRIGERANT GAS   | R290                      |

ORDER CODE

CR/MGF8450GR





## FEATURES

- Body manufactured from AISI304 stainless steel
- Unit requires installation, water connection and a waste drainage point
- Electromechanical unit - no PC boards
- Ice production calculated at ambient temperature 21°C and water temperature 15°C

## INSTALLATION CONDITIONS

- Ambient temperature: Min +10°C / Max +38°C
- Water temperature: Min +3°C / Max +28°C
- Voltage: +/-10%
- Water pressure: Min 1 bar (14psi) / Max 6 bar (84psi)

## GOURMET CUBES - 300kg



### SPECIFICATIONS

|                 |                           |
|-----------------|---------------------------|
| MODEL           | Brice ECPM300A            |
| ELECTRICITY     | 2.6kW, 220V, Single Phase |
| DIMENSIONS      | 1250 x 580 x 848mm high   |
| WEIGHT          | 152kg                     |
| PRODUCTION /24H | 300kg                     |
| CUBE            | Gourmet Bell shape - 18gr |
| REFRIGERANT GAS | R452a                     |
| COMPATIBLE BIN  | IMB/BIN350                |

**ORDER CODE**                      **IMB/ECPM300A**

## GOURMET CUBES - 155kg



### SPECIFICATIONS

|                 |                           |
|-----------------|---------------------------|
| MODEL           | Brice ECPM150A            |
| ELECTRICITY     | 1.4kW, 220V, Single Phase |
| DIMENSIONS      | 862 x 555 x 720mm high    |
| WEIGHT          | 118kg                     |
| PRODUCTION /24H | 155kg                     |
| CUBE            | Gourmet Bell shape - 18gr |
| REFRIGERANT GAS | R452a                     |
| COMPATIBLE BIN  | IMB/BIN240 • IMB/BIN350   |

**ORDER CODE**                      **IMB/ECPM150A**

## FLAT CUBE - 400kg



### SPECIFICATIONS

|                 |                         |
|-----------------|-------------------------|
| MODEL           | Brice EFM500A           |
| ELECTRICITY     | 3kW, 220V, Single Phase |
| DIMENSIONS      | 770 x 550 x 805mm high  |
| WEIGHT          | 113kg                   |
| PRODUCTION /24H | 400kg                   |
| CUBE            | Flat shape - 7gr        |
| REFRIGERANT GAS | R452a                   |
| COMPATIBLE BIN  | IMB/BIN350              |

**ORDER CODE**                      **IMB/EFM500A**

## FLAT CUBE - 200kg



### SPECIFICATIONS

|                 |                           |
|-----------------|---------------------------|
| MODEL           | Brice EFM200A             |
| ELECTRICITY     | 1.6kW, 220V, Single Phase |
| DIMENSIONS      | 770 x 555 x 805mm high    |
| WEIGHT          | 90kg                      |
| PRODUCTION /24H | 200kg                     |
| CUBE            | Flat shape - 7gr          |
| REFRIGERANT GAS | R452a                     |
| COMPATIBLE BIN  | IMB/BIN240 • IMB/BIN350   |

**ORDER CODE**                      **IMB/EFM200A**

## ICE FLAKER - 280kg



### SPECIFICATIONS

|                 |                            |
|-----------------|----------------------------|
| MODEL           | Brice EMS280A              |
| ELECTRICITY     | 1.05kW, 220V, Single Phase |
| DIMENSIONS      | 560 x 670 x 695mm high     |
| WEIGHT          | 83kg                       |
| PRODUCTION /24H | 280kg                      |
| CUBE            | Flakes                     |
| REFRIGERANT GAS | R452a                      |
| COMPATIBLE BIN  | IMB/BIN350                 |

**ORDER CODE**                      **IMB/EMS280A**

## ICE FLAKER - 160kg



### SPECIFICATIONS

|                 |                            |
|-----------------|----------------------------|
| MODEL           | Brice EMS160A              |
| ELECTRICITY     | 1.05kW, 220V, Single Phase |
| DIMENSIONS      | 560 x 570 x 600mm high     |
| WEIGHT          | 63kg                       |
| PRODUCTION /24H | 160kg                      |
| CUBE            | Flakes                     |
| REFRIGERANT GAS | R452a                      |
| COMPATIBLE BIN  | IMB/BIN240 • IMB/BIN350    |

**ORDER CODE**                      **IMB/EMS160A**

# MODULAR ICE MACHINES, BINS



## FEATURES

- Manufactured from Stainless Steel
- Wide opening Stainless Steel lid for easy access to the ice
- Fully insulated
- Available in 350Lt and 240Lt units
- Fitted with adjustable feet

## 350 LITRE SPECIFICATIONS

MODEL BIN350  
 DIMENSIONS 1250 x 750 x 1000mm high  
 WEIGHT 75kg  
 CAPACITY 350Lt  
 COMPATIBLE WITH ECPM150A • ECPM300A  
 ECPM200A • EFM500A  
 ESM160A • ESM280A

ORDER CODE **IMB/BIN350**



## 240 LITRE SPECIFICATIONS

MODEL BIN240  
 DIMENSIONS 1000 x 750 x 1000mm high  
 WEIGHT 60kg  
 CAPACITY 240Lt  
 COMPATIBLE WITH ECPM150A • EFM200A  
 ESM160A

ORDER CODE **IMB/BIN240**



**ICE MACHINE  
SHOWN WITH ICE BIN**





**GOURMET  
CUBE**

## FEATURES

- Body manufactured from AISI304 stainless steel
- Unit requires installation, water connection and a waste drainage point
- Electromechanical unit - no PC boards
- Ice production calculated at ambient temperature 21°C and water temperature 15°C

## INSTALLATION CONDITIONS

- Ambient temperature: Min +10°C / Max +38°C
- Water temperature: Min +3°C / Max +28°C
- Voltage: +/-10%
- Water pressure: Min 1 bar (14psi) / Max 6 bar (84psi)

## 155kg

### SPECIFICATIONS

|                  |                           |
|------------------|---------------------------|
| MODEL            | Brice ECP155A             |
| ELECTRICITY      | 1.4kW, 220V, Single Phase |
| DIMENSIONS       | 840 x 740 x 1075mm high   |
| WEIGHT           | 118kg                     |
| PRODUCTION /24H  | 155kg                     |
| STORAGE CAPACITY | 65kg                      |
| CUBE             | Gourmet Bell shape - 18gr |
| REFRIGERANT GAS  | R452a                     |

ORDER CODE

IMB/ECP155A



## 100kg

### SPECIFICATIONS

|                  |                            |
|------------------|----------------------------|
| MODEL            | Brice ECP100A              |
| ELECTRICITY      | 0.87kW, 220V, Single Phase |
| DIMENSIONS       | 735 x 603 x 1010mm high    |
| WEIGHT           | 74kg                       |
| PRODUCTION /24H  | 100kg                      |
| STORAGE CAPACITY | 60kg                       |
| CUBE             | Gourmet Bell shape - 18gr  |
| REFRIGERANT GAS  | R452a                      |

ORDER CODE

IMB/ECP100A



## 80kg

### SPECIFICATIONS

|                  |                            |
|------------------|----------------------------|
| MODEL            | Brice ECP80A               |
| ELECTRICITY      | 0.89kW, 220V, Single Phase |
| DIMENSIONS       | 735 x 603 x 910mm high     |
| WEIGHT           | 71kg                       |
| PRODUCTION /24H  | 88kg                       |
| STORAGE CAPACITY | 40kg                       |
| CUBE             | Gourmet Bell shape - 18gr  |
| REFRIGERANT GAS  | R452a                      |

ORDER CODE

IMB/ECP80A



## 46kg

### SPECIFICATIONS

|                  |                            |
|------------------|----------------------------|
| MODEL            | Brice ECP46A               |
| ELECTRICITY      | 0.45kW, 220V, Single Phase |
| DIMENSIONS       | 497 x 592 x 687mm high     |
| WEIGHT           | 43kg                       |
| PRODUCTION /24H  | 46kg                       |
| STORAGE CAPACITY | 16kg                       |
| CUBE             | Gourmet Bell shape - 18gr  |
| REFRIGERANT GAS  | R452a                      |

ORDER CODE

IMB/ECP46A



## 28kg

### SPECIFICATIONS

|                  |                            |
|------------------|----------------------------|
| MODEL            | Brice ECF28A               |
| ELECTRICITY      | 0.27kW, 220V, Single Phase |
| DIMENSIONS       | 387 x 470 x 687mm high     |
| WEIGHT           | 33kg                       |
| PRODUCTION /24H  | 25kg                       |
| STORAGE CAPACITY | 9kg                        |
| CUBE             | Gourmet Bell shape - 18gr  |
| REFRIGERANT GAS  | R452a                      |

ORDER CODE

IMB/ECF28A



## 18kg

### SPECIFICATIONS

|                  |                            |
|------------------|----------------------------|
| MODEL            | Brice ECP18A               |
| ELECTRICITY      | 0.32kW, 220V, Single Phase |
| DIMENSIONS       | 355 x 404 x 590mm high     |
| WEIGHT           | 28kg                       |
| PRODUCTION /24H  | 22kg                       |
| STORAGE CAPACITY | 4kg                        |
| CUBE             | Gourmet Bell shape - 13gr  |
| REFRIGERANT GAS  | R452a                      |

ORDER CODE

IMB/ECP18A







## FEATURES

- Durable body with s/s cabinet
- Space saving design
- Ideal for bar and undercounter application
- Removable filter for easy cleaning - Protects against condenser blockage
- Supplied with in-line water filter
- Supplied with water inlet pipe, ice scoop and water drainage pipe
- LCD control panel

## INSTALLATION CONDITIONS

- Ambient temperature: Min +10°C / Max +38°C
- Water temperature: Min +3°C / Max +28°C
- Voltage: +/-10%
- Water pressure: Min 1 bar (14psi) / Max 6 bar (84psi)

## 60kg

### SPECIFICATIONS

|                  |                            |
|------------------|----------------------------|
| MODEL            | PolarCab LB120S-C          |
| ELECTRICITY      | 0.42kW, 220V, Single Phase |
| DIMENSIONS       | 510 x 600 x 840mm high     |
| WEIGHT           | 45kg                       |
| PRODUCTION /24H  | 60kg                       |
| STORAGE CAPACITY | 27kg                       |
| CUBE             | Square Cube shape - 8gr    |
| REFRIGERANT GAS  | R404a                      |

ORDER CODE

IMP/LB120S-C



## 40kg

### SPECIFICATIONS

|                  |                            |
|------------------|----------------------------|
| MODEL            | PolarCab LB80S-C           |
| ELECTRICITY      | 0.32kW, 220V, Single Phase |
| DIMENSIONS       | 510 x 450 x 840mm high     |
| WEIGHT           | 35kg                       |
| PRODUCTION /24H  | 40kg                       |
| STORAGE CAPACITY | 20kg                       |
| CUBE             | Square Cube shape - 8gr    |
| REFRIGERANT GAS  | R134a                      |

ORDER CODE

IMP/LB80S-C



## 25kg

### SPECIFICATIONS

|                  |                            |
|------------------|----------------------------|
| MODEL            | PolarCab LB55S-C           |
| ELECTRICITY      | 0.26kW, 220V, Single Phase |
| DIMENSIONS       | 510 x 450 x 840mm high     |
| WEIGHT           | 35kg                       |
| PRODUCTION /24H  | 25kg                       |
| STORAGE CAPACITY | 20kg                       |
| CUBE             | Square Cube shape - 8gr    |
| REFRIGERANT GAS  | R134a                      |

ORDER CODE

IMP/LB55S-C



# SQUARE CUBE



# GELATO MACHINES COUNTER TOP



## FEATURES

- Body manufactured from stainless steel
- Compact design uses less workspace
- Transparent polycarbonate feeder hopper located in the front of the machine for easy and accurate operation
- Large stainless steel freezing cylinder increases output and "fluffiness" of the ice cream
- Retractable, rotating mixer blade inside the cylinder further improves the smoothness of the ice cream
- Fitted with a powerful, energy saving compressor
- Fitted with a digital, waterproof control panel
- Fitted with (4x) non-slip feet

## SPECIFICATIONS

|                 |                         |
|-----------------|-------------------------|
| MODEL           | Goshen BQ12T            |
| ELECTRICITY     | 1kW, 220V, Single Phase |
| DIMENSIONS      | 500 x 705 x 800mm high  |
| WEIGHT          | 110kg                   |
| HOPPER VOLUME   | 5.1Lt                   |
| REFRIGERANT GAS | R404a                   |
| HOURLY OUTPUT   | 10 ~ 14Lt/hour          |

ORDER CODE

ICM/BQ12T



## OPTIONAL EXTRAS

ICE CREAM INSERT - 360 x 165 x 120mm deep  
ORDER CODE **GNI8120**



**TRANSPARENT HOPPER**



**LARGE FREEZER CYLINDER WITH ROTATING BLADE**



**WATERPROOF DIGITAL CONTROL PANEL**



# SOFT SERVE MACHINES COUNTER TOP



## FEATURES

- Exquisite modern design. Small and portable
- Silent operation
- Fitted with a stainless steel refrigerated hopper
- Mixer installed inside hopper makes for smoother ice cream
- Fitted with a stainless steel beater
- Built-in air pump
- Fitted with a 7inch, touch screen control panel
- One-touch thaw function
- Fitted with (4x) non-slip feet



## FEATURES

- Exquisite modern design. Small and portable
- Silent operation
- Fitted with a stainless steel hopper
- Fitted with a food grade plastic beater
- Built-in air pump
- Fitted with a 5inch, waterproof, touch control panel
- Built-in thaw function
- Fitted with (4x) non-slip feet
- Available in 3 exciting candy colours



## COOL & COMPACT SPECIFICATIONS

|                  |                            |
|------------------|----------------------------|
| MODEL            | Goshen ST16RELW            |
| ELECTRICITY      | 1.25kW, 220V, Single Phase |
| DIMENSIONS       | 210 x 554 x 740mm high     |
| WEIGHT           | 45kg                       |
| HOPPER VOLUME    | 6Lt                        |
| REFRIGERANT GAS  | R290                       |
| HOURLY OUTPUT    | 16 ~ 18Lt/hour             |
| REALISTIC OUTPUT | 12Lt (100 x 120g servings) |

ORDER CODE **SSM/ST16RELW-W**

## COMPACT SPECIFICATIONS

|                  |                            |
|------------------|----------------------------|
| MODEL            | Goshen ST16E               |
| ELECTRICITY      | 1.15kW, 220V, Single Phase |
| DIMENSIONS       | 210 x 554 x 740mm high     |
| WEIGHT           | 43kg                       |
| HOPPER VOLUME    | 6Lt                        |
| REFRIGERANT GAS  | R290                       |
| HOURLY OUTPUT    | 16 ~ 18Lt/hour             |
| REALISTIC OUTPUT | 12Lt (100 x 120g servings) |

ORDER CODE **SSM/ST16E-W**  WHITE  
**SSM/ST16E-P**  PINK  
**SSM/ST16E-Y**  YELLOW



**FEATURES**

- Compact design - can be installed in small areas
- Unique mixing shaft manufactured with stainless steel axes with non-toxic corkscrew plastic scrapers
- Fitted with 2 stainless steel refrigerated hoppers with clear plastic lids for easy viewing
- Quick recovery time
- Low noise and vibrations
- Gravity feed machine
- Easy to disassemble and clean
- Fitted with removable plastic drip tray
- IT Push panel (one touch switch) controller with indicator light for easy operation



**FLOOR STANDING**

**SPECIFICATIONS**

|                 |                         |
|-----------------|-------------------------|
| MODEL           | PolarCab SQL-922        |
| ELECTRICITY     | 2kW, 230V, Single Phase |
| DIMENSIONS      | 550 x 700 x 1330mm high |
| WEIGHT          | 140kg                   |
| REFRIGERANT GAS | R22                     |
| HOPPER CAPACITY | (2x) 5.8Lt              |
| OUTPUT PER HOUR | 180 cones               |

ORDER CODE

SSM1002



**TABLE MODEL**

**SPECIFICATIONS**

|                 |                         |
|-----------------|-------------------------|
| MODEL           | PolarCab SQL-922C       |
| ELECTRICITY     | 2kW, 230V, Single Phase |
| DIMENSIONS      | 550 x 700 x 1080mm high |
| WEIGHT          | 115kg                   |
| REFRIGERANT GAS | R22                     |
| HOPPER CAPACITY | (2x) 5.8Lt              |
| OUTPUT PER HOUR | 180 cones               |

ORDER CODE

SSM1001





# SOFT SERVE MACHINES WITH DOUBLE BARREL



## FEATURES

- Easy to operate touch control panel
- Fitted with (2x) stainless steel hoppers
- Quick recovery time
- Low noise and vibration
- Gravity feed machine
- Easy to disassemble and clean
- Fitted with removable plastic drip tray for easy cleaning
- Fitted with (4x) castors

## FLOOR STANDING

### SPECIFICATIONS

|                 |                           |
|-----------------|---------------------------|
| MODEL           | SmartChef HIM-02          |
| ELECTRICITY     | 1.7kW, 230V, Single Phase |
| DIMENSIONS      | 700 x 900 x 1435mm high   |
| WEIGHT          | 135kg                     |
| REFRIGERANT GAS | R22/R404A                 |
| HOPPER CAPACITY | (2x) 6.5L†                |
| OUTPUT PER HOUR | 90 cones                  |

ORDER CODE

SSM-HIM-02



# ICE CREAM SCOOP FREEZERS TABLE MODEL

*Galileo*

## FEATURES

- Stainless steel exterior and interior finish with tempered glass
- Fan assisted cooling
- Digital controller and temperature display
- Removable sliding door for easy cleaning
- Fully automatic
- Fan assisted condenser
- Interior LED light with switch
- Removable door gasket



## 5 DIVISION

### SPECIFICATIONS

MODEL Galileo TSF-120  
 ELECTRICITY 0.75kW, 230V, Single Phase  
 DIMENSIONS 1200 x 550 x 790mm high  
 WEIGHT 140kg  
 CAPACITY (5x) 1/3 GN inserts - 100mm  
 TEMPERATURE RANGE -18 ~ -12°C  
 REFRIGERANT GAS R404a

ORDER CODE

IFG/TSF-120



## 3 DIVISION

### SPECIFICATIONS

MODEL Galileo TSF-90  
 ELECTRICITY 0.65kW, 230V, Single Phase  
 DIMENSIONS 900 x 550 x 790mm high  
 WEIGHT 120kg  
 CAPACITY (3x) 1/3 GN inserts - 100mm  
 TEMPERATURE RANGE -18 ~ -12°C  
 REFRIGERANT GAS R404a

ORDER CODE

IFG/TSF-90



# ICE CREAM SCOOP FREEZERS FLOOR STANDING



## FEATURES

- Manufactured from non-toxic sheet steel
- High efficiency compressor
- Air cooled condenser
- Mechanical Thermostat
- Temperature display
- Stainless steel sockets for stainless steel or plastic ice cream inserts
- Storage space with a separate door
- Serving bench with a scoop washer system
- LED Illuminated canopy
- Fitted with (4x) castors
- Supplied without inserts

## SPECIFICATIONS

|                     |  |
|---------------------|--|
| MODEL               | Crystal ELEGANTE 36  |
| ELECTRICITY         | 0.23kW, 230V, Single Phase                                     |
| DIMENSIONS          | 1206 x 862 x 1263mm high                                       |
| WEIGHT              | 90kg   |
| INTERNAL DIMENSIONS | 1060 x 560 x 688mm high  |
| GROSS VOLUME        | 358Lt  |
| BIN CAPACITY        | (9x) 360 x 165mm S/steel bins<br>(9x) 360 x 155mm Plastic bins |
| TEMPERATURE RANGE   | -22 ~ -15°C  |
| REFRIGERANT GAS     | R290   |

## ORDER CODE

**CRYGR-ELEGANT36**



**SEPARATE STORAGE SPACE**

## OPTIONAL EXTRAS

ICE CREAM INSERT - 360 x 165 x 120mm deep  
ORDER CODE **GNI8120**







 **IGLOO**  
**OPEN COOLER MERCHANDISER**



## SECTION INDEX

|                                       |                   |
|---------------------------------------|-------------------|
| <i>Display cabinets</i>               |                   |
| • Heated .....                        | 155, 157, 159     |
| • Neutral .....                       | 153, 157, 159     |
| • Refrigerated .....                  | 152, 154-156, 158 |
| Floor standing display cabinets ..... | 152-154, 156-159  |
| Heated Display cabinets .....         | 155, 157, 159     |
| Ice cream scoop freezers .....        | 164               |
| <i>Merchandisers</i>                  |                   |
| • Open cooler .....                   | 161               |
| • Open island .....                   | 162-163           |
| • Wall chillers .....                 | 161               |
| Neutral Display cabinets .....        | 153, 157, 159     |
| Open cooler merchandisers .....       | 161               |
| Open island merchandisers .....       | 162-163           |
| Pie warmers .....                     | 164               |
| Pizza ingredient fridges .....        | 165               |
| Refrigerated Display cabinets .....   | 152, 154-156, 158 |
| Sneeze guards .....                   | 160               |
| Table model display cabinets .....    | 155, 164          |
| Wall chillers .....                   | 161               |



# REFRIGERATED DISPLAY CABINETS

## HIGH CUBE

*Galileo*



### FEATURES

- Stainless steel decorative front panel
- Fitted with a SECOP compressor
- Electric heating front glass for de-fogging
- Fitted with removable, sliding glass doors
- Fitted with adjustable feet
- LED lighting under each shelf - Energy saving
- Fitted with a Dixell electronic controller
- Automatic defrost function
- Supplied with 3 adjustable stainless steel shelves

### 1.5 METER

#### SPECIFICATIONS

MODEL Galileo WDF157Z  
 ELECTRICITY 0.83kW, 220V, Single Phase  
 DIMENSIONS 1500 x 750 x 1350mm high  
 WEIGHT 298kg  
 DISPLAY SURFACE 2.55m<sup>2</sup>  
 SHELF DIM (3x) 1395 x 345mm  
 (1x) 1500 x 740mm  
 TEMP RANGE 2 ~ 8°C  
 REFRIGERANT GAS R290

ORDER CODE

DCG/WDF157Z



### 1.2 METER

#### SPECIFICATIONS

MODEL Galileo WDF127Z  
 ELECTRICITY 0.74kW, 220V, Single Phase  
 DIMENSIONS 1200 x 750 x 1350mm high  
 WEIGHT 273kg  
 DISPLAY SURFACE 2.02m<sup>2</sup>  
 SHELF DIMENSIONS (3x) 1095 x 345mm  
 (1x) 1200 x 740mm  
 TEMP RANGE 2 ~ 8°C  
 REFRIGERANT GAS R290

ORDER CODE

DCG/WDF127Z



### 0.9 METER

#### SPECIFICATIONS

MODEL Galileo WDF097Z  
 ELECTRICITY 0.53kW, 220V, Single Phase  
 DIMENSIONS 900 x 750 x 1350mm high  
 WEIGHT 231kg  
 DISPLAY SURFACE 1.48m<sup>2</sup>  
 SHELF DIMENSIONS (3x) 795 x 345mm  
 (1x) 900 x 740mm  
 TEMP RANGE 2 ~ 8°C  
 REFRIGERANT GAS R290

ORDER CODE

DCG/WDF097Z



**SLIDING BACK DOORS**

# NEUTRAL DISPLAY CABINETS

## HIGH CUBE

*Galileo*



### FEATURES

- Stainless steel decorative front panel
- Fitted with removable, sliding glass doors
- Fitted with adjustable feet
- LED lighting under each shelf - Energy saving
- Supplied with 3 adjustable stainless steel shelves

### 1.5 METER SPECIFICATIONS

MODEL Galileo WDF157ZSA11  
 ELECTRICITY 0.2kW, 220V, Single Phase  
 DIMENSIONS 1500 x 750 x 1350mm high  
 WEIGHT 288kg  
 DISPLAY SURFACE 2.55m<sup>2</sup>  
 SHELF DIM (3x) 1395 x 345mm  
 (1x) 1500 x 740mm

ORDER CODE DCG/WDF157ZSA11



### 1.2 METER SPECIFICATIONS

MODEL Galileo WDF127ZSA11  
 ELECTRICITY 0.2kW, 220V, Single Phase  
 DIMENSIONS 1200 x 750 x 1350mm high  
 WEIGHT 263kg  
 DISPLAY SURFACE 2.02m<sup>2</sup>  
 SHELF DIMENSIONS (3x) 1095 x 345mm  
 (1x) 1200 x 740mm

ORDER CODE DCG/WDF127ZSA11



### 0.9 METER SPECIFICATIONS

MODEL Galileo WDF097ZSA11  
 ELECTRICITY 0.2kW, 220V, Single Phase  
 DIMENSIONS 900 x 750 x 1350mm high  
 WEIGHT 221kg  
 DISPLAY SURFACE 1.48m<sup>2</sup>  
 SHELF DIMENSIONS (3x) 795 x 345mm  
 (1x) 900 x 740mm

ORDER CODE DCG/WDF097ZSA11



ADJUSTABLE FEET

# REFRIGERATED DISPLAY CABINETS

## LOW CUBE

*Galileo*



### FEATURES

- Stainless steel decorative front panel
- Fitted with a SECOP compressor
- Electric heating front glass for de-fogging
- Fitted with removable, sliding glass doors
- Fitted with adjustable feet
- LED lighting under each shelf - Energy saving
- Fitted with a Dixell electronic controller
- Automatic defrost function
- Supplied with 2 adjustable stainless steel shelves

### 1.2 METER

#### SPECIFICATIONS

MODEL Galileo WDF127F  
 ELECTRICITY 0.7kW, 220V, Single Phase  
 DIMENSIONS 1200 x 750 x 1200mm high  
 WEIGHT 243kg  
 DISPLAY SURFACE 1.64m<sup>2</sup>  
 SHELF DIMENSIONS (2x) 1095 x 345mm  
 (1x) 1200 x 740mm  
 TEMP RANGE 2 ~ 8°C  
 REFRIGERANT GAS R290

ORDER CODE

DCG/WDF127F



### 0.9 METER

#### SPECIFICATIONS

MODEL Galileo WDF097F  
 ELECTRICITY 0.51kW, 220V, Single Phase  
 DIMENSIONS 900 x 750 x 1200mm high  
 WEIGHT 200kg  
 DISPLAY SURFACE 1.2m<sup>2</sup>  
 SHELF DIMENSIONS (2x) 795 x 345mm  
 (1x) 900 x 740mm  
 TEMP RANGE 2 ~ 8°C  
 REFRIGERANT GAS R290

ORDER CODE

DCG/WDF097F



**DIXELL CONTROLLER**



**STAINLESS STEEL SHELVES**



# REFRIGERATED DISPLAY CABINETS COUNTER TOP

# Galileo



## FEATURES

- Stainless steel exterior & interior
- Removable water pan to add humidity
- Fitted with an electronic digital controller
- (2x) stainless steel shelves standard
- Maintains temperatures between 2°C ~ 8°C
- (2x) rear sliding glass doors
- LED interior lighting - Energy saving and durable
- Fitted with (4x) leveling feet

## 0.9 METER

### SPECIFICATIONS

MODEL Galileo WTF160L  
ELECTRICITY 0.24kW, 220V, Single Phase  
DIMENSIONS 900 x 560 x 670mm high  
WEIGHT 75kg  
DISPLAY SURFACE 1.07m<sup>2</sup>  
SHELF DIMENSIONS (1x) 850 x 288mm  
(1x) 850 x 338mm  
(1x) 850 x 640mm

TEMP RANGE 2 ~ 8°C  
REFRIGERANT GAS R290

ORDER CODE

DCG/WTF160L



## 0.7 METER

### SPECIFICATIONS

MODEL Galileo WTF120L  
ELECTRICITY 0.23kW, 220V, Single Phase  
DIMENSIONS 700 x 560 x 670mm high  
WEIGHT 65kg  
DISPLAY SURFACE 0.67m<sup>2</sup>  
SHELF DIMENSIONS (1x) 650 x 288mm  
(1x) 650 x 338mm  
(1x) 650 x 400mm

TEMP RANGE 2 ~ 8°C  
REFRIGERANT GAS R290

ORDER CODE

DCG/WTF120L



# HEATED DISPLAY CABINETS COUNTER TOP



## FEATURES

- Stainless steel exterior & interior
- Removable water pan to add humidity
- Fitted with an electronic digital controller
- (3x) stainless steel shelves standard
- Maintains temperatures between 30°C ~ 90°C
- (2x) rear sliding glass doors
- LED interior lighting - Energy saving and durable
- Fitted with (4x) leveling feet

## 0.9 METER

### SPECIFICATIONS

MODEL Galileo WHF200L  
ELECTRICITY 1.65kW, 220V, Single Phase  
DIMENSIONS 900 x 570 x 678mm high  
WEIGHT 70kg  
DISPLAY SURFACE 0.86m<sup>2</sup>  
SHELF DIMENSIONS (3x) 850 x 338mm  
TEMP RANGE 30 ~ 90°C

ORDER CODE

DCG/WHF200L



## 0.7 METER

### SPECIFICATIONS

MODEL Galileo WHF150L  
ELECTRICITY 1.25kW, 220V, Single Phase  
DIMENSIONS 700 x 570 x 678mm high  
WEIGHT 60kg  
DISPLAY SURFACE 0.66m<sup>2</sup>  
SHELF DIMENSIONS (3x) 650 x 338mm  
TEMP RANGE 30 ~ 90°C

ORDER CODE

DCG/WHF150L



## FEATURES

- Internal heated / cooling aggregate
- Front panel manufactured from stainless steel
- 2 Glass shelves with height and angle adjustable frames
- Internal top and each shelf illuminated with LED lights
- Electronic temperature controller with digital display
- External housing manufactured stainless steel
- Glass side panels
- Back sliding doors with combined glass
- Automatic defrost on refrigerated units
- Fitted with height adjustable feet



## REFRIGERATED DISPLAY CABINETS

### 1.3 METER

#### SPECIFICATIONS

MODEL Igloo Cube 1.3  
 ELECTRICITY 0.3kW, 220V, Single Phase  
 DIMENSIONS 1310 x 840 x 1250 mm high  
 WEIGHT 210kg  
 DISPLAY SURFACE 1.9m<sup>2</sup>  
 SHELF DIMENSIONS (1x) 1280 x 425mm  
 (1x) 1280 x 515mm  
 (1x) 1290 x 525mm  
 TEMP RANGE 5 ~ 15°C  
 REFRIGERANT GAS R134a

ORDER CODE IGL8013



### 0.9 METER

#### SPECIFICATIONS

MODEL Igloo Cube 0.9  
 ELECTRICITY 0.3kW, 220V, Single Phase  
 DIMENSIONS 910 x 840 x 1250mm high  
 WEIGHT 170kg  
 DISPLAY SURFACE 1.3m<sup>2</sup>  
 SHELF DIMENSIONS (1x) 870 x 425mm  
 (1x) 870 x 515mm  
 (1x) 880 x 525mm  
 TEMP RANGE 5 ~ 15°C  
 REFRIGERANT GAS R134a

ORDER CODE IGL8009



### 0.6 METER

#### SPECIFICATIONS

MODEL Igloo Cube 0.6  
 ELECTRICITY 0.3kW, 220V, Single Phase  
 DIMENSIONS 610 x 840 x 1250mm high  
 WEIGHT 120kg  
 DISPLAY SURFACE 0.87m<sup>2</sup>  
 SHELF DIMENSIONS (1x) 570 x 425mm  
 (1x) 570 x 515mm  
 (1x) 580 x 525mm  
 TEMP RANGE 5 ~ 15°C  
 REFRIGERANT GAS R134a

ORDER CODE IGL8006



**HEATED DISPLAY CABINETS**

**1.3 METER SPECIFICATIONS**

MODEL Igloo Cube 1.3  
 ELECTRICITY 3kW, 230V, Single Phase  
 DIMENSIONS 1310 x 840 x 1250 mm high  
 WEIGHT 220kg  
 DISPLAY SURFACE 1.9m<sup>2</sup>  
 SHELF DIMENSIONS (1x) 1280 x 425mm  
 (1x) 1280 x 515mm  
 (1x) 1290 x 525mm  
 TEMP RANGE 30 ~ 60°C

ORDER CODE **IGL8113**



**0.9 METER SPECIFICATIONS**

MODEL Igloo Cube 0.9  
 ELECTRICITY 3kW, 220V, Single Phase  
 DIMENSIONS 910 x 840 x 1250mm high  
 WEIGHT 170kg  
 DISPLAY SURFACE 1.3m<sup>2</sup>  
 SHELF DIMENSIONS (1x) 870 x 425mm  
 (1x) 870 x 515mm  
 (1x) 880 x 525mm  
 TEMP RANGE 30 ~ 60°C

ORDER CODE **IGL8109**



**0.6 METER SPECIFICATIONS**

MODEL Igloo Cube 0.6  
 ELECTRICITY 3kW, 220V, Single Phase  
 DIMENSIONS 610 x 840 x 1250mm high  
 WEIGHT 120kg  
 DISPLAY SURFACE 0.87m<sup>2</sup>  
 SHELF DIMENSIONS (1x) 570 x 425mm  
 (1x) 570 x 515mm  
 (1x) 580 x 525mm  
 TEMP RANGE 30 ~ 60°C

ORDER CODE **IGL8106**



**NEUTRAL DISPLAY CABINETS**

**0.9 METER SPECIFICATIONS**

MODEL Igloo Cube 0.9  
 ELECTRICITY 0.3kW, 220V, Single Phase  
 DIMENSIONS 910 x 840 x 1250mm high  
 WEIGHT 160kg  
 DISPLAY SURFACE 1.3m<sup>2</sup>  
 SHELF DIMENSIONS (1x) 870 x 425mm  
 (1x) 870 x 515mm  
 (1x) 880 x 525mm

ORDER CODE **IGL8209**



**0.6 METER SPECIFICATIONS**

MODEL Igloo Cube 0.6  
 ELECTRICITY 0.3kW, 220V, Single Phase  
 DIMENSIONS 610 x 840 x 1250mm high  
 WEIGHT 110kg  
 DISPLAY SURFACE 0.87m<sup>2</sup>  
 SHELF DIMENSIONS (1x) 570 x 425mm  
 (1x) 570 x 515mm  
 (1x) 580 x 525mm

ORDER CODE **IGL8206**



## FEATURES

- Internal heated / cooling aggregate
- Front panel manufactured from stainless steel
- Glass side panel
- Back sliding doors with combined glass
- Automatic defrost on refrigerated unit
- Fitted with height adjustable feet
- External housing manufactured from stainless steel
- 3 Glass shelves with height and angle adjustable frames
- Internal top and each shelf illuminated with LED lights
- Electronic temperature controller with digital display
- High displays also available in self-help units with doors on both sides



## REFRIGERATED DISPLAY CABINETS

### 1.3 METER SPECIFICATIONS

|                  |  |
|------------------|--|
| MODEL            | Igloo Cube 1.3 H   |
| ELECTRICITY      | 0.3kW, 220V, Single Phase  |
| DIMENSIONS       | 1310 x 840 x 1380mm high   |
| WEIGHT           | 230kg  |
| DISPLAY SURFACE  | 2.3m <sup>2</sup>  |
| SHELF DIMENSIONS | (1x) 1280 x 345mm<br>(1x) 1280 x 425mm<br>(1x) 1280 x 515mm<br>(1x) 1290 x 525mm |
| TEMP RANGE       | 5 ~ 15°C   |
| REFRIGERANT GAS  | R134a  |

ORDER CODE **IGL8013-H**



### 0.9 METER SPECIFICATIONS

|                  |  |
|------------------|--|
| MODEL            | Igloo Cube 0.9 H   |
| ELECTRICITY      | 0.3kW, 220V, Single Phase  |
| DIMENSIONS       | 910 x 840 x 1380mm high  |
| WEIGHT           | 130kg  |
| DISPLAY SURFACE  | 1.6m <sup>2</sup>  |
| SHELF DIMENSIONS | (1x) 870 x 345mm<br>(1x) 870 x 425mm<br>(1x) 870 x 515mm<br>(1x) 880 x 525mm |
| TEMP RANGE       | 5 ~ 15°C   |
| REFRIGERANT GAS  | R134a  |

ORDER CODE **IGL8009-H**





**HEATED DISPLAY CABINETS**

**1.3 METER**

**SPECIFICATIONS**

MODEL Igloo Cube 1.3 H  
 ELECTRICITY 3kW, 220V, Single Phase  
 DIMENSIONS 1310 x 840 x 1380mm high  
 WEIGHT 230kg  
 DISPLAY SURFACE 2.3m<sup>2</sup>  
 SHELF DIMENSIONS  
 (1x) 1280 x 345mm  
 (1x) 1280 x 425mm  
 (1x) 1280 x 515mm  
 (1x) 1290 x 525mm  
 TEMP RANGE 30 ~ 60°C

**ORDER CODE**

**IGL8113-H**



**0.9 METER**

**SPECIFICATIONS**

MODEL Igloo Cube 0.9 H  
 ELECTRICITY 3kW, 220V, Single Phase  
 DIMENSIONS 910 x 840 x 1380mm high  
 WEIGHT 130kg  
 DISPLAY SURFACE 1.6m<sup>2</sup>  
 SHELF DIMENSIONS  
 (1x) 870 x 345mm  
 (1x) 870 x 425mm  
 (1x) 870 x 515mm  
 (1x) 880 x 525mm  
 TEMP RANGE 30 ~ 60°C

**ORDER CODE**

**IGL8109-H**



**0.9 METER - SELF HELP**

**SPECIFICATIONS**

MODEL Igloo Cube 0.9 H/SH  
 ELECTRICITY 3kW, 220V, Single Phase  
 DIMENSIONS 910 x 840 x 1380mm high  
 WEIGHT 180kg  
 DISPLAY SURFACE 1.6m<sup>2</sup>  
 SHELF DIMENSIONS  
 (1x) 870 x 345mm  
 (1x) 870 x 425mm  
 (1x) 870 x 515mm  
 (1x) 880 x 525mm  
 TEMP RANGE 30 ~ 60°C

**ORDER CODE**

**IGL8109-SH/H**



**NEUTRAL DISPLAY CABINETS**

**0.9 METER**

**SPECIFICATIONS**

MODEL Igloo Cube 0.9 H  
 ELECTRICITY 0.3kW, 220V, Single Phase  
 DIMENSIONS 910 x 840 x 1380mm high  
 WEIGHT 120kg  
 DISPLAY SURFACE 1.6m<sup>2</sup>  
 SHELF DIMENSIONS (1x) 870 x 345mm  
 (1x) 870 x 425mm  
 (1x) 870 x 515mm  
 (1x) 880 x 525mm

**ORDER CODE**

**IGL8209-H**



**0.9 METER - SELF HELP**

**SPECIFICATIONS**

MODEL Igloo Cube 0.9 H/SH  
 ELECTRICITY 0.3kW, 220V, Single Phase  
 DIMENSIONS 910 x 840 x 1380mm high  
 WEIGHT 170kg  
 DISPLAY SURFACE 1.6m<sup>2</sup>  
 SHELF DIMENSIONS  
 (1x) 870 x 345mm  
 (1x) 870 x 425mm  
 (1x) 870 x 515mm  
 (1x) 880 x 525mm

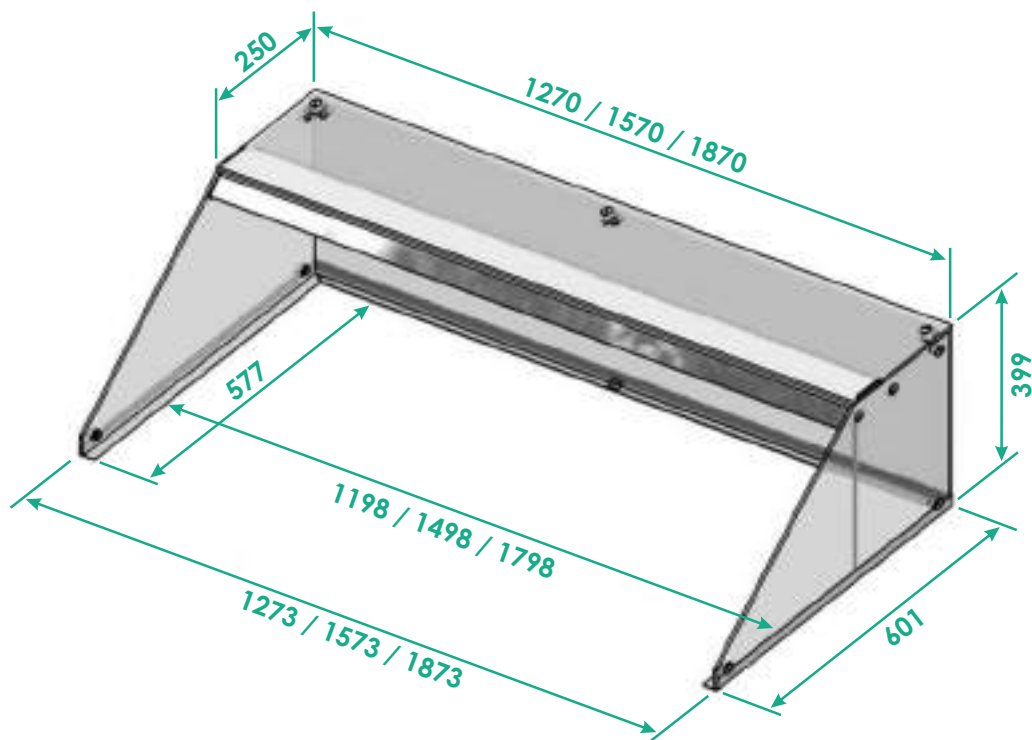
**ORDER CODE**

**IGL8209-SH/H**



## FEATURES

- Straight front, top and side glass
- Optional self help front glass available
- Illuminated by LED lighting below top glass
- Designed to be fitted on counter top (not on appliance)



## SQUARE GLASS 1800mm

### SPECIFICATIONS

|             |                         |
|-------------|-------------------------|
| MODEL       | Igloo Gastroline        |
| ELECTRICITY | 220V, Single Phase      |
| DIMENSIONS  | 1800 x 600 x 400mm high |
| WEIGHT      | 40kg                    |
| CUT SIZE    | 1800 x 660mm            |

ORDER CODE IGL8818

### SELF HELP FRONT GLASS 1800mm

ORDER CODE IGL8818-SH

## SQUARE GLASS 1500mm

### SPECIFICATIONS

|             |                         |
|-------------|-------------------------|
| MODEL       | Igloo Gastroline        |
| ELECTRICITY | 220V, Single Phase      |
| DIMENSIONS  | 1500 x 600 x 400mm high |
| WEIGHT      | 35kg                    |
| CUT SIZE    | 1500 x 660mm            |

ORDER CODE IGL8815

### SPECIFICATIONS

|             |                         |
|-------------|-------------------------|
| MODEL       | Igloo Gastroline        |
| ELECTRICITY | 220V, Single Phase      |
| DIMENSIONS  | 1200 x 600 x 400mm high |
| WEIGHT      | 30kg                    |
| CUT SIZE    | 1200 x 660mm            |

ORDER CODE IGL8812

### SELF HELP FRONT GLASS 1200mm

ORDER CODE IGL8812-SH



## FEATURES

- Internal cooling aggregate
- Ecological polyurethane foam insulation
- Fitted with night roller blind
- ABS side panels with glass thickness 40mm
- Automatic defrost
- Fitted with device levelling legs
- Dynamic cooling (ventilated)
- Internal top illuminated - LED light (white colour)
- Exposition shelves with height and angle adjustment
- Electronic temperature controller with digital display
- Condenser impurity or fan operation failure alarm
- Available in black or stainless steel models



## 2.5 METER

### SPECIFICATIONS

**MODEL** Igloo Paros 2.5  
**ELECTRICITY** 1.8kW, 220V, Single Phase  
**DIMENSIONS** 2540 x 695 x 2020mm high  
**WEIGHT** 340kg  
**DISPLAY SURFACE** 4.5m<sup>2</sup>  
**SHELF DIM** (8x) 1280 x 345mm  
 (1x) 2460 x 425mm  
**TEMP RANGE** 3 ~ 10°C  
**REFRIGERANT GAS** R404a

**STAINLESS STEEL**

**IGL9025**



## 1.9 METER

### SPECIFICATIONS

**MODEL** Igloo Paros 1.9  
**ELECTRICITY** 1.4kW, 220V, Single Phase  
**DIMENSIONS** 1910 x 695 x 2020mm high  
**WEIGHT** 290kg  
**DISPLAY SURFACE** 3.4m<sup>2</sup>  
**SHELF DIM** (4x) 1800 x 360mm  
 (1x) 1800 x 440mm  
**TEMP RANGE** 3 ~ 10°C  
**REFRIGERANT GAS** R134a

**STAINLESS STEEL**

**IGL9019**



## 1.3 METER

### SPECIFICATIONS

**MODEL** Igloo Paros 1.3  
**ELECTRICITY** 1.13kW, 220V, Single Phase  
**DIMENSIONS** 1310 x 695 x 2020mm high  
**WEIGHT** 190kg  
**DISPLAY SURFACE** 2.2m<sup>2</sup>  
**SHELF DIM** (4x) 1200 x 360mm  
 (1x) 1200 x 440mm  
**TEMP RANGE** 3 ~ 10°C  
**REFRIGERANT GAS** R134a

**STAINLESS STEEL**  
**BLACK**

**IGL9013**  
**IGL9013-B**



## 1 METER

### SPECIFICATIONS

**MODEL** Igloo Paros 1.0  
**ELECTRICITY** 1.1kW, 220V, Single Phase  
**DIMENSIONS** 1010 x 695 x 2020mm high  
**WEIGHT** 160kg  
**DISPLAY SURFACE** 1.7m<sup>2</sup>  
**SHELF DIM** (4x) 900 x 360mm  
 (1x) 900 x 440mm  
**TEMP RANGE** 3 ~ 10°C  
**REFRIGERANT GAS** R134a

**STAINLESS STEEL**  
**BLACK**


**IGL9010**  
**IGL9010-B**





**FEATURES**

- Internal cooling aggregate
- Dynamic cooling temperature range 2°C ~ 10°C
- Glass exposition shelves
- Ecological polyurethane foam insulation
- Side glass with silk screen printing
- External housing, interior and frame made of powder painted steel
- Upper interior lighting + additional illumination of each shelf - *LED lights (confectionery color)*
- Automatic defrost
- Automatic condenser vaporization
- Electronic temperature controller with digital display (IGLOO)
- Condenser impurity or fan operation failure alarm
- External housing made of stainless steel
- Interior and frame made of stainless steel sheet
- Exposition shelves on frame made of powder painted steel
- Exposition shelves on frame made of stainless steel
- Electronic temperature recorder + software
- Temperature recorder wire (RS232 USB)





**REFRIGERATED MERCHANDISERS**



**0.9 METER SPECIFICATIONS**

MODEL Igloo Petro Select PR101S  
 ELECTRICITY 0.76kW, 220V, Single Phase  
 DIMENSIONS 900 x 725 x 1400mm high  
 WEIGHT 170kg  
 DISPLAY SURFACE 1.2m<sup>2</sup>  
 TEMP RANGE 2 ~ 10°C  
 REFRIGERANT R134a

ORDER CODE **IGL3009**



**0.6 METER SPECIFICATIONS**

MODEL Igloo Petro Select PR100S  
 ELECTRICITY 0.35kW, 230V, Single Phase  
 DIMENSIONS 600 x 725 x 1400mm high  
 WEIGHT 125kg  
 DISPLAY SURFACE 0.8m<sup>2</sup>  
 TEMP RANGE 2 ~ 10°C  
 REFRIGERANT R134a

ORDER CODE **IGL3006**



**90° NEUTRAL CORNER UNITS**



**LEFT SPECIFICATIONS**

MODEL Igloo Petro PRSNZ90NL  
 DIMENSIONS 425 x 725 x 1400mm high  
 WEIGHT 30kg  
 DISPLAY SURFACE 0.6m<sup>2</sup>

ORDER CODE **IGL3001**



**RIGHT SPECIFICATIONS**

MODEL Igloo Petro PRSNZ90NP  
 DIMENSIONS 425 x 725 x 1400mm high  
 WEIGHT 30kg  
 DISPLAY SURFACE 0.6m<sup>2</sup>

ORDER CODE **IGL3002**



# ICE CREAM SCOOP FREEZERS TABLE MODEL

*Galileo*

## FEATURES

- Stainless steel exterior and interior finish with tempered glass
- Fan assisted cooling
- Digital controller and temperature display
- Removable sliding door for easy cleaning
- Fully automatic
- Fan assisted condenser
- Interior LED light with switch
- Removable door gasket



## 5 DIVISION

### SPECIFICATIONS

MODEL Galileo TSF-120  
 ELECTRICITY 0.75kW, 230V, Single Phase  
 DIMENSIONS 1200 x 550 x 790mm high  
 WEIGHT 140kg  
 CAPACITY (5x) 1/3 GN inserts - 100mm  
 TEMPERATURE RANGE -18 ~ -12°C  
 REFRIGERANT GAS R404A

ORDER CODE

IFG/TSF-120



## 3 DIVISION

### SPECIFICATIONS

MODEL Galileo TSF-90  
 ELECTRICITY 0.65kW, 230V, Single Phase  
 DIMENSIONS 900 x 550 x 790mm high  
 WEIGHT 120kg  
 CAPACITY (3x) 1/3 GN inserts - 100mm  
 TEMPERATURE RANGE -18 ~ -12°C  
 REFRIGERANT GAS R404A

ORDER CODE

IFG/TSF-90



- FEATURES**
- Compact design to minimize footprint
  - Low maintenance auto defrost function
  - Fitted with digital temperature controller
  - Glass panels are easy to remove for cleaning
  - Can accommodate 1/4 and 1/2 GN pans
  - GN pans not included



## 8 DIVISION 1/4 GN

### SPECIFICATIONS

MODEL PolarCab ESL 3888  
 ELECTRICITY 3kW, 230V, Single Phase  
 DIMENSIONS 1805 x 395 x 420mm high  
 WEIGHT 53kg  
 CAPACITY (8x) 1/4 GN pans  
 (4x) 1/2 GN pans  
 TEMP RANGE 2 ~ 8°C  
 REFRIGERANT GAS R134a

ORDER CODE

PCY/ESL3888



## 6 DIVISION 1/4 GN

### SPECIFICATIONS

MODEL PolarCab ESL 3861  
 ELECTRICITY 3kW, 230V, Single Phase  
 DIMENSIONS 1405 x 395 x 465mm high  
 WEIGHT 41kg  
 CAPACITY (6x) 1/4 GN pans  
 (3x) 1/2 GN pans  
 TEMP RANGE 2 ~ 8°C  
 REFRIGERANT GAS R134a

ORDER CODE

PCY/ESL3861



**FEATURES**

- Powder coated stainless steel exterior
- Front and rear sliding doors provide quick, easy access
- Internal lighting
- Front mounted temperature gauge for monitoring temperature
- Thermostatically controlled heater
- 430 Grade stainless steel interior and shelving racks
- Glass side panels for optimum display
- Humidity pan prevents drying out
- Adjustable shelves
- Fitted with (4x) non-slip feet



**900mm**

**SPECIFICATIONS**

|                  |                            |
|------------------|----------------------------|
| MODEL            | SmartChef HW-60-2          |
| ELECTRICITY      | 1.84kW, 220V, Single Phase |
| DIMENSIONS       | 900 x 480 x 610mm high     |
| WEIGHT           | 50kg                       |
| TEMP RANGE       | 50 ~ 90°C                  |
| SHELF DIMENSIONS | (3x) 815 x 360mm           |

**ORDER CODE** PWS0002



**660mm**

**SPECIFICATIONS**

|                  |                            |
|------------------|----------------------------|
| MODEL            | SmartChef HW-60-1          |
| ELECTRICITY      | 1.84kW, 220V, Single Phase |
| DIMENSIONS       | 660 x 480 x 610mm high     |
| WEIGHT           | 33kg                       |
| TEMP RANGE       | 50 ~ 90°C                  |
| SHELF DIMENSIONS | (3x) 575 x 360mm           |

**ORDER CODE** PWS0001

**FEATURES**

- Manufactured from 430 Grade stainless steel
- Internal lighting
- Adjustable shelves
- Thermostatically controlled heater
- Front sliding glass doors
- Humidity pan prevents drying out
- Front mounted temperature gauge for monitoring temperature
- Fitted with (4x) non-slip feet



**640mm**

**SPECIFICATIONS**

|                  |                         |
|------------------|-------------------------|
| MODEL            | SmartChef HW-580        |
| ELECTRICITY      | 1kW, 220V, Single Phase |
| DIMENSIONS       | 640 x 360 x 530mm high  |
| WEIGHT           | 45kg                    |
| TEMP RANGE       | 50 ~ 90°C               |
| SHELF DIMENSIONS | (4x) 565 x 300mm        |

**ORDER CODE** PWS0004





# *Galileo*



**Elegant Retail Display Cabinets**

# **F** FURMIS



**SUPERIOR**  
pizza and meal  
delivery bags



## SECTION INDEX

|                                      |         |
|--------------------------------------|---------|
| Baking trolleys .....                | 184     |
| Beverage containers .....            | 177     |
| CamTrays .....                       | 173     |
| Cleaning trolleys .....              | 115     |
| Delivery bags .....                  | 174-175 |
| Delivery boxes .....                 | 176     |
| Food pan carriers .....              | 177-180 |
| Food serving carts .....             | 172     |
| GoBoxes .....                        | 179-180 |
| Insulated bases & domes .....        | 173     |
| Insulated meal delivery system ..... | 173     |
| Meal delivery bags .....             | 174-175 |
| Meal delivery boxes .....            | 176     |
| Meal delivery carts .....            | 170-171 |
| Pizza delivery bags .....            | 174-175 |
| Rack trolleys .....                  | 184-185 |
| Serving trays .....                  | 173     |
| Tea trolleys .....                   | 182-183 |
| Tray clearing trolleys .....         | 181     |





**FEATURES**

- Thick, high quality CFC-free foam insulation protects hot or cold meals
- Designed from one-piece double wall polyethylene for durability
- Lightweight doors open a full 270° for fast, quiet access to trays
- Molded-in rails spaced 127mm ensure quiet meal delivery
- Heavy duty nylon handles securely mounted on each end
- Five menu clips hold routing directions or content lists
- Fitted with stainless steel door latches
- Rust, dent, crack, chip, and break resistant
- Non-electric and requires no assembly
- Fitted with 6 heavy duty nylon casters (2 rigid, 4 swivel with brake)

**30 TRAY**

**SPECIFICATIONS**

|                     |                              |
|---------------------|------------------------------|
| MODEL               | CAMBRO MDC1520T30            |
| DIMENSIONS          | 1524 x 743 x 1616mm high     |
| INTERIOR DIMENSIONS | (3x) 390 x 533 x 1270mm high |
| WEIGHT              | 95kg                         |
| COMPARTMENTS        | 3                            |
| RAIL SPACING        | 127mm                        |
| CAPACITY            | (30x) 380 x 515mm trays      |

**ORDER CODE**

**CAM-MDC1520T30**

HOLDING & DISTRIBUTION



**HEAVY DUTY NYLON HANDLES**



**SECURITY DOOR LATCHES**



**SMOOTH RUNNING CASTORS**



## FEATURES

- Holds multiple trays of plated food
- Hidden friction catch on each door for easy closing
- Molded in handles on each end for smooth transporting
- Easy to clean and won't rust, dent, crack, chip or break
- Fitted with 5 sets of rails per compartment – Fits 2 trays per rail
- Rail spacing holds all standard tray set-ups with clearances up to 140mm high
- Two castor configuration offer excellent stability and smooth transporting
- Camtrays not included
- Made of tough, one-piece, double-wall polyethylene
- Two internal nylon friction latches
- Menu clip on each door reduces need to open door



## 20 TRAY SPECIFICATIONS

|                     |   |
|---------------------|---|
| MODEL               | Cambro MDC1520S20   |
| DIMENSIONS          | 1400 x 965 x 1125mm high  |
| INTERNAL DIMENSIONS | (2x) 520 x 770 x 700mm high                                       |
| WEIGHT              | 71kg  |
| COMPARTMENTS        | 2   |
| RAIL SPACING        | 139mm   |
| CAPACITY            | (20x) Trays<br>(10x) Trays per compartment<br>(2x) Trays per rail |

ORDER CODE

**CAM-MDC1520S20**



## 10 TRAY SPECIFICATIONS

|                     |                                    |
|---------------------|------------------------------------|
| MODEL               | Cambro MDC1520S10                  |
| DIMENSIONS          | 750 x 980 x 1080mm high            |
| INTERNAL DIMENSIONS | 535 x 787 x 670mm high             |
| WEIGHT              | 40kg                               |
| COMPARTMENTS        | 1                                  |
| RAIL SPACING        | 133mm                              |
| CAPACITY            | (10x) Trays<br>(2x) Trays per rail |

ORDER CODE

**CAM-MDC1520S10**





**FEATURES**

- Constructed from light weight material
- Fitted with push handles
- Fitted with heavy duty swivel castors, 2 with brakes
- Modular design for east replacement in case of damaged parts
- Fitted with removable latched doors

**24 TRAY TROLLEY**

**SPECIFICATIONS**

MODEL TrayPort 1100-T3D-39  
 DIMENSIONS 1500 x 750 x 1250mm high  
 WEIGHT 60kg  
 CAPACITY (3x) 8 Trays  
 TRAY SIZE 380 x 525mm (Tuff Tray No.14)  
 380 x 515mm (Camtray 1520)  
 RUNNER SPACE 120mm

ORDER CODE **PLA-1100-T3D-39**



**16 TRAY TROLLEY**

**SPECIFICATIONS**

MODEL TrayPort 1100-D3D-39  
 DIMENSIONS 1000 x 750 x 1250mm high  
 WEIGHT 40kg  
 CAPACITY (2x) 8 Trays  
 TRAY SIZE 380 x 525mm (Tuff Tray No.14)  
 380 x 515mm (Camtray 1520)  
 RUNNER SPACE 120mm

ORDER CODE **PLA-1100-D3D-39**



**8 TRAY TROLLEY**

**SPECIFICATIONS**

MODEL TrayPort 1100-S3D-39  
 DIMENSIONS 500 x 750 x 1250mm high  
 WEIGHT 20kg  
 CAPACITY 8 Trays  
 TRAY SIZE 380 x 525mm (Tuff Tray No.14)  
 380 x 515mm (Camtray 1520)  
 RUNNER SPACE 120mm

ORDER CODE **PLA-1100-S3D-39**





**INSULATED DOME COVERS**

DIMENSIONS 260 x 70mm high  
INTERNAL HEIGHT 50mm  
ORDER CODE CAM-MDSL9



**INSULATED BASE**

INSULATED BASE FOR 23cm PLATE  
ORDER CODE CAM-HK39B



**CAMTRAYS**

DIMENSIONS 355 x 457mm  
ORDER CODE CAM-1418

DIMENSIONS 380 x 510mm  
ORDER CODE CAM-1520



**NON-SLIP SURFACE**

## FEATURES

- Manufactured from durable, easy washable Nylon material
- Patented 'CLICKBYCLICK' closing system based on plates and magnets sewn into the bag
- Fitted with side pockets for drinks
- Fitted with a transparent pocket for bills
- Stiffening frame and 12V heating pad available as optional extras



### 8 x PIZZA BAG SPECIFICATIONS

|                     |                        |
|---------------------|------------------------|
| MODEL               | Furmis T8S             |
| DIMENSIONS          | 400 x 400 x 420mm high |
| INTERNAL DIMENSIONS | 360 x 360 x 400mm high |
| CAPACITY            | (8x) 350 x 350mm boxes |

ORDER CODE                      **FUR-T8S-NM**



### 4 x PIZZA BAG SPECIFICATIONS

|                     |                        |
|---------------------|------------------------|
| MODEL               | Furmis T4S             |
| DIMENSIONS          | 400 x 400 x 250mm high |
| INTERNAL DIMENSIONS | 360 x 360 x 210mm high |
| CAPACITY            | (4x) 350 x 350mm boxes |

ORDER CODE                      **FUR-T4S-NM**

## OPTIONAL EXTRAS

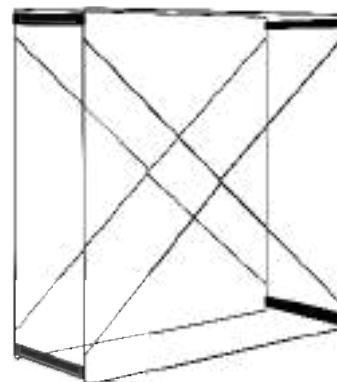


### 12V HEATING PAD SPECIFICATIONS

|             |              |
|-------------|--------------|
| MODEL       | Furmis HP-TS |
| ELECTRICITY | 12V          |

ORDER CODE                      **FUR-HP-TS**

*\*Supplied with 2.5m power cord*



### STIFFENING FRAME FOR T8S

ORDER CODE                      **FUR-T8S-FRAME**

### STIFFENING FRAME FOR T4S

ORDER CODE                      **FUR-T4S-FRAME**



## FEATURES

- Manufactured from durable, easy washable Nylon material
- Patented 'CLICKBYCLICK' closing system based on plates and magnets sewn into the bag
- Stiffened bottom
- Fitted with side pockets for drinks
- Fitted with a transparent pocket for bills



### 12 x MEAL BAG SPECIFICATIONS

MODEL Furmis LUNCHBOX-12  
 DIMENSIONS 540 x 470 x 270mm high  
 INTERNAL DIMENSIONS 520 x 450 x 250mm high  
 CAPACITY (12x) 200 x 250mm containers

ORDER CODE **FUR-LB12-NM**



### 6 x MEAL BAG SPECIFICATIONS

MODEL Furmis LUNCHBOX-6  
 DIMENSIONS 450 x 300 x 320mm high  
 INTERNAL DIMENSIONS 420 x 270 x 290mm high  
 CAPACITY (6x) 200 x 250mm containers

ORDER CODE **FUR-LB6-NM**

## ECONO PIZZA BAG

## FEATURES

- Manufactured from durable, easy washable Nylon material
- Fitted with a transparent pocket for bills
- Velcro closing system
- Fitted with side pockets for drinks



### 4 x MEAL BAG SPECIFICATIONS

MODEL Furmis ECO S  
 DIMENSIONS 400 x 400 x 240mm high  
 INTERNAL DIMENSIONS 370 x 370 x 220mm high  
 CAPACITY (4x) 350 x 350mm containers

ORDER CODE **FUR-ECO-S**

## FEATURES

- Manufactured from lightweight, odorless, non-toxic plastic
- Durable & long-lasting
- Perfect heat insulation keeps products warm for longer
- The cover is fitted with hydraulic arms for easy loading and unloading
- Fitted with a durable safety latch to ensure that the lid remains sealed
- Fitted with durable hinges
- Easily to clean
- Specially designed to be fitted on most motorcycle brands
- The product increases your prestige in front of the customer during service



### PIZZA BOX (FRONT LOADING)

#### SPECIFICATIONS

|                  |                        |
|------------------|------------------------|
| MODEL            | Avatherm AVA-100305    |
| OUTER DIMENSIONS | 600 x 460 x 375mm high |
| INNER DIMENSIONS | 460 x 460 x 330mm high |
| VOLUME           | 70Lt                   |
| WEIGHT           | 7.2kg                  |

ORDER CODE AVA-100305



### THERMOBOX 640 (TOP LOADING)

#### SPECIFICATIONS

|                  |                        |
|------------------|------------------------|
| MODEL            | Avatherm AVA-100275    |
| OUTER DIMENSIONS | 600 x 470 x 375mm high |
| INNER DIMENSIONS | 530 x 380 x 270mm high |
| VOLUME           | 54Lt                   |
| WEIGHT           | 6.6kg                  |

ORDER CODE AVA-100275



## FEATURES

- Holds multiple pans of hot or cold food for up to 4 hours
- Door removes for easy cleaning
- Menu clip reduces need to open door
- Built-in seal eliminates need for removable gasket
- 'Sta-Stack' interlocking ensures stable stacking during transport and storage
- Durable polyethylene shell and thick polyurethane foam insulation
- Integrated pan-staging area eases service
- Robust, molded-in handles for comfortable two-person carrying
- Single 23cm nylon latch for quick and secure opening and closing



## 6 PAN FRONT LOADING

### SPECIFICATIONS

|                     |   |
|---------------------|---|
| MODEL               | Cambro Ultra Camcart UPC400   |
| DIMENSIONS          | 425 x 620 x 570mm high  |
| WEIGHT              | 16kg  |
| INTERNAL DIMENSIONS | 340 x 535 x 360mm high  |
| CAPACITY            | (6x) 65mm deep 1/1 GN pans<br>(4x) 100mm deep 1/1 GN pans<br>(3x) 150mm deep 1/1 GN pans<br>(2x) 200mm deep 1/1 GN pans<br>Also holds 1/2 and 1/3 GN pans |

ORDER CODE

CAM-UPC400

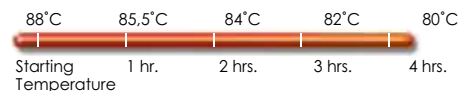
# INSULATED BEVERAGE CONTAINERS

## FEATURES

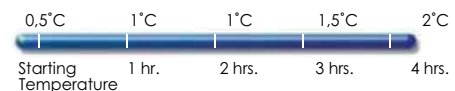
- Use to hold, transport and serve hot or cold beverages
- One piece, seamless double-wall polyethylene with thick foam insulation
- Wide nylon latches secure lids tightly to prevent spillage and will never rust
- Drip-proof recessed faucet accommodates larger cups and bowls for easy self-serve access
- Two position faucet - One for continuous pouring and one for individual dispensing
- Fitted with vent cap to equalise pressure for easy opening
- "Sta-Stack" interlocking ensures stable stacking during transport and storage



### Hot



### Cold



## 20 LITRE

### SPECIFICATIONS

|            |                              |
|------------|------------------------------|
| MODEL      | Cambro Ultra Container UC500 |
| DIMENSIONS | 425 x 300 x 680mm high       |
| WEIGHT     | 9kg                          |
| CAPACITY   | 19.9Lt<br>(96x) 210ml cups   |

ORDER CODE

CAM-UC500



## 10 LITRE

### SPECIFICATIONS

|            |                              |
|------------|------------------------------|
| MODEL      | Cambro Ultra Container UC250 |
| DIMENSIONS | 425 x 300 x 500mm high       |
| WEIGHT     | 7kg                          |
| CAPACITY   | 10.4Lt<br>(50x) 210ml cups   |

ORDER CODE

CAM-UC250





**FEATURES**

- Double walled and internally foamed with CFC-Free polyurethane, providing optimum insulation with high resistance
- Fulfill all requirements of the food hygiene regulation
- Easy stackable for transport allowing for the multiple distribution of goods
- Side handles provide a convenient reliable and highly accessible means of transportation
- Its highly accessible design makes it easy to clean
- Integrated menu card holder
- GN Pans not included



**6 PAN FRONT LOADING**

**SPECIFICATIONS**

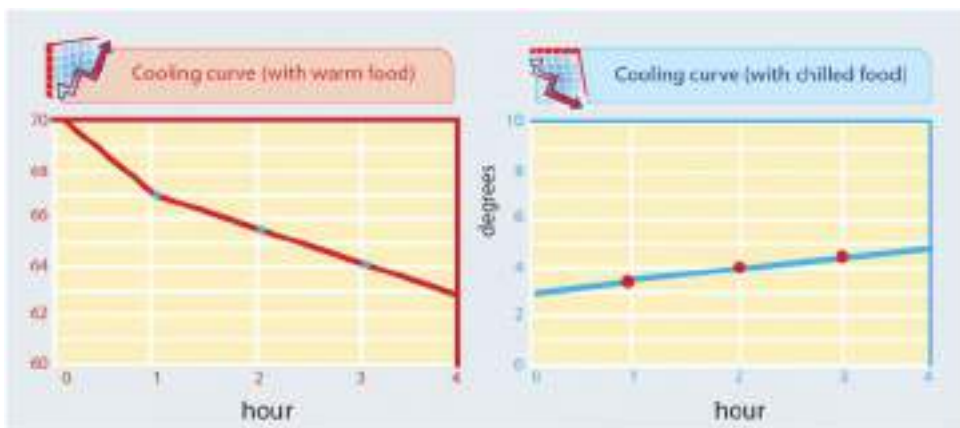
|                     |  |
|---------------------|--|
| MODEL               | Avatherm 601 M   |
| DIMENSIONS          | 450 x 625 x 575mm high   |
| WEIGHT              | 10kg   |
| INTERNAL DIMENSIONS | 330 x 540 x 460mm high   |
| LOAD CAPACITY       | (6x) 65mm deep 1/1 GN pans<br>(4x) 100mm deep 1/1 GN pans<br>(3x) 150mm deep 1/1 GN pans<br>Also holds 1/2 & 1/3 GN pans |

ORDER CODE   
 ORDER CODE

**AVA-100155-HD**  
**AVA-100160-HD**



**LOADING EXAMPLE**





**FEATURES**

- Manufactured from CFC-free expanded polypropylene material
- Fits GN1/1, GN1/2 and GN1/3 containers
- Ergonomic handles for easy lifting and storage
- Door opens to allow 270° access for fast and safe service
- Stackable with other GoBoxes
- Withstands temperatures of -40°C to 120°C
- 100% Recyclable
- No electricity needed, goes anywhere!
- Weighs less than 4kg when empty
- Fitted with heavy duty door latches
- Resistant to most oil, grease, and chemicals
- Impact resistant for safe transport
- Dishwasher safe

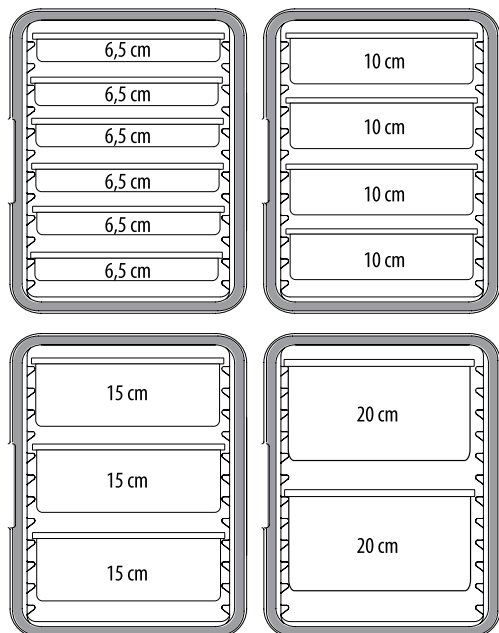


**86 LITRE**  
**SPECIFICATIONS**

|                |                        |
|----------------|------------------------|
| MODEL          | GoBox EPP400           |
| DIMENSIONS     | 640 x 440 x 625mm high |
| INTERIOR DIM.  | 535 x 330 x 525mm high |
| VOLUME         | 86Lt                   |
| WEIGHT         | 4kg                    |
| RUNNER SPACING | 70mm                   |

**ORDER CODE**                      **CAM-EPP400**

**EPP400**

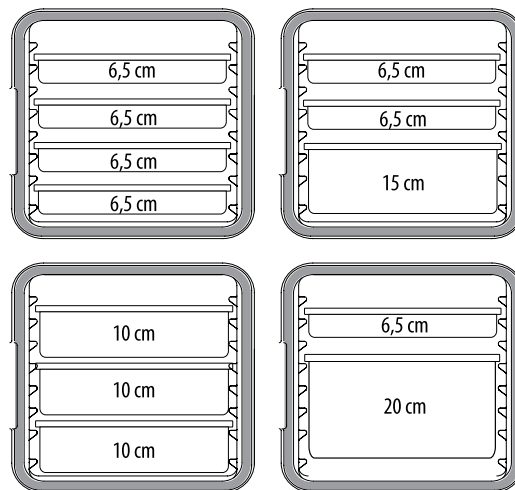


**60 LITRE**  
**SPECIFICATIONS**

|                |                        |
|----------------|------------------------|
| MODEL          | GoBox EPP300           |
| DIMENSIONS     | 640 x 440 x 475mm high |
| INTERIOR DIM.  | 535 x 330 x 370mm high |
| VOLUME         | 60Lt                   |
| WEIGHT         | 3kg                    |
| RUNNER SPACING | 70mm                   |

**ORDER CODE**                      **CAM-EPP300**

**EPP300**



**FEATURES**

- Manufactured from CFC-free expanded polypropylene material
- Accommodates GN 1/1 containers
- Ergonomic handles for easy lifting and storage
- Stackable with other GoBoxes
- Withstands temperatures of -40°C to 120°C
- 100% Recyclable
- No electricity needed, goes anywhere!
- Weighs less than 2kg when empty
- Built in label area for menu tags
- Resistant to most oil, grease, and chemicals
- Impact resistant for safe transport
- Dishwasher safe



**46 LITRE SPECIFICATIONS**

|               |                        |
|---------------|------------------------|
| MODEL         | GoBox EPP180           |
| DIMENSIONS    | 600 x 400 x 316mm high |
| INTERIOR DIM. | 538 x 338 x 253mm high |
| VOLUME        | 46Lt                   |
| WEIGHT        | 1.5kg                  |

ORDER CODE **CAM-EPP180**



**35 LITRE SPECIFICATIONS**

|               |                        |
|---------------|------------------------|
| MODEL         | GoBox EPP160           |
| DIMENSIONS    | 600 x 400 x 257mm high |
| INTERIOR DIM. | 538 x 338 x 193mm high |
| VOLUME        | 35.5Lt                 |
| WEIGHT        | 1kg                    |

ORDER CODE **CAM-EPP160**

**EPP180**



**EPP160**



**OPTIONAL EXTRAS**



**FEATURES**

- Add 100mm extra height to top loading GoBox
- Fits - EPP180 and EPP160

**GoBox TOP LOADER EXTENDER**

|            |                       |
|------------|-----------------------|
| MODEL      | CAMBRO EPPEXT         |
| DIMENSIONS | 399 x 594 x 99mm high |
| WEIGHT     | 0.24kg                |

ORDER CODE **CAM-EPPEXT**



**FEATURES**

- Manufactured with durable plastic
- Plastic will not crack, dent, rust or corrode
- Features (4x) heavy duty casters - 2 lockable
- Suitable for use with front or top loading GoBox

**GoBox DOLLIES**

|            |                        |
|------------|------------------------|
| MODEL      | CAMBRO CD3253EPP       |
| DIMENSIONS | 400 x 600 x 170mm high |
| WEIGHT     | 4.5kg                  |

ORDER CODE **CAM-CD3253EPP**



**FEATURES**

- Constructed from light weight material
- Modular design for easy replacement in case of damaged parts
- Holds up to 30 trays
- Fitted with heavy duty swivel castors, 2 with brakes

**30 TRAY TROLLEY**

**SPECIFICATIONS**

|                |   |
|----------------|---|
| MODEL          | TrayPort 1150-D2-39   |
| DIMENSIONS     | 1000 x 750 x 1750mm high                                    |
| WEIGHT         | 37kg  |
| CAPACITY       | (2x) 15 Trays   |
| TRAY SIZE      | 380 x 525mm (Tuff Tray No.14)<br>380 x 515mm (Camtray 1520) |
| RUNNER SPACING | 100mm   |

**ORDER CODE**

**PLA-1150-D2-39**



**15 TRAY TROLLEY**

**SPECIFICATIONS**

|                |   |
|----------------|---|
| MODEL          | TrayPort 1150-S2-39   |
| DIMENSIONS     | 500 x 750 x 1750mm high                                     |
| WEIGHT         | 19kg  |
| CAPACITY       | 15 Trays  |
| TRAY SIZE      | 380 x 525mm (Tuff Tray No.14)<br>380 x 515mm (Camtray 1520) |
| RUNNER SPACING | 100mm   |

**ORDER CODE**

**PLA-1150-S2-39**



## FEATURES

- Stainless steel tubular frame
- Easy to assemble
- Fitted with 100mm diameter swivel castors



### 3 TIER

#### SPECIFICATIONS

|                  |                        |
|------------------|------------------------|
| MODEL            | SmartChef RPD-M3       |
| DIMENSIONS       | 850 x 540 x 900mm high |
| WEIGHT           | 15kg                   |
| SHELF DIMENSIONS | (3x) 830 x 430mm high  |

**ORDER CODE** TTT1003



### 2 TIER

#### SPECIFICATIONS

|                  |                        |
|------------------|------------------------|
| MODEL            | SmartChef RPD-M2       |
| DIMENSIONS       | 850 x 540 x 900mm high |
| WEIGHT           | 13kg                   |
| SHELF DIMENSIONS | (2x) 830 x 430mm high  |

**ORDER CODE** TTT1002



## DISH & TOTE HOLDER



#### SPECIFICATIONS

**DIMENSIONS** 500 x 400 x 130mm deep

**ORDER CODE** DTH0001





### FEATURES

- Tiers manufactured from durable plastic
- Pillars manufactured from aluminium
- Light weight and soft in motion
- Easy to assemble
- Fitted with (4x) swivel castors

### 3 TIER - WITH BINS

#### SPECIFICATIONS

|                  |                          |
|------------------|--------------------------|
| MODEL            | SmartChef ACD-012A       |
| DIMENSIONS       | 1030 x 510 x 1030mm high |
| WEIGHT           | 17kg                     |
| SHELF DIMENSIONS | (3x) 1000 x 500mm        |

ORDER CODE **TTP0001**

### 3 TIER - NO BINS

#### SPECIFICATIONS

|                  |                          |
|------------------|--------------------------|
| MODEL            | SmartChef ACD-012A       |
| DIMENSIONS       | 1030 x 510 x 1030mm high |
| WEIGHT           | 17kg                     |
| SHELF DIMENSIONS | (3x) 1000 x 500mm        |

ORDER CODE **TTP0000**



## OPTIONAL SIDE BINS



### LARGE

#### SPECIFICATIONS

|            |                        |
|------------|------------------------|
| MODEL      | SmartChef TTP0011      |
| DIMENSIONS | 330 x 240 x 560mm high |

ORDER CODE **TTP0011**

### SMALL

#### SPECIFICATIONS

|            |                        |
|------------|------------------------|
| MODEL      | SmartChef TTP0012      |
| DIMENSIONS | 330 x 240 x 170mm high |

ORDER CODE **TTP0012**





### FEATURES

- Manufactured from high quality stainless steel
- Fitted with (4x) castors. 2 with brakes
- Assembly required (Supplied flat packed)

### 15 TIER BAKING TROLLEY

#### SPECIFICATIONS

|                |                          |
|----------------|--------------------------|
| MODEL          | SmartChef BTT1-15-64     |
| DIMENSIONS     | 470 x 620 x 1700mm high  |
| WEIGHT         | 22kg                     |
| COMPATIBILITY  | 400 x 600mm baking trays |
| RUNNER SPACING | 80mm                     |

ORDER CODE **BTT1-15-64**



### 7 TIER BAKING TROLLEY

#### SPECIFICATIONS

|                |                          |
|----------------|--------------------------|
| MODEL          | SmartChef BTT1-7-64      |
| DIMENSIONS     | 740 x 550 x 1700mm high  |
| WEIGHT         | 13kg                     |
| COMPATIBILITY  | 400 x 600mm baking trays |
| RUNNER SPACING | 220mm                    |

ORDER CODE **BTT1-7-64**



# STAINLESS STEEL MULTI-FUNCTION RACK TROLLEY



### FEATURES

- Manufactured from high quality stainless steel
- Shelf locking mechanisms on both openings
- Fitted with (4x) castors. 2 with brakes
- Assembly required (Supplied flat packed)

### 18 TIER RACK TROLLEY

#### SPECIFICATIONS

|                |                          |
|----------------|--------------------------|
| MODEL          | SmartChef GNT1-18-16     |
| DIMENSIONS     | 530 x 660 x 1740mm high  |
| WEIGHT         | 29kg                     |
| COMPATIBILITY  | 1/1 GN Pans              |
| RUNNER SPACING | 400 x 600mm baking trays |
| RUNNER SPACING | 80mm                     |

ORDER CODE **GNT1-18-16**



**ACCOMMODATES GN PANS & BAKING TRAYS**



## FEATURES

- Manufactured from high quality stainless steel
- Shelf locking mechanisms on both openings
- Fitted with (4x) castors. 2 with brakes
- Assembly required (Supplied flat packed)

## 16 TIER DOUBLE RACK TROLLEY

### SPECIFICATIONS

MODEL SmartChef GNT2-16-11  
 DIMENSIONS 800 x 620 x 1705mm high  
 WEIGHT 33kg  
 COMPATIBILITY 1/1 GN Pans  
 RUNNER SPACING 80mm

ORDER CODE

GNT2-16-11



## 7 TIER DOUBLE RACK TROLLEY WITH WORK TOP

### SPECIFICATIONS

MODEL SmartChef GNT2-7-11  
 DIMENSIONS 740 x 550 x 950mm high  
 WEIGHT 24kg  
 COMPATIBILITY 1/1 GN Pans  
 RUNNER SPACING 80mm

ORDER CODE

GNT2-7-11



## 7 TIER RACK TROLLEY WITH WORK TOP

### SPECIFICATIONS

MODEL SmartChef GNT1-7-11  
 DIMENSIONS 380 x 550 x 950mm high  
 WEIGHT 14kg  
 COMPATIBILITY 1/1 GN Pans  
 RUNNER SPACING 80mm

ORDER CODE

GNT1-7-11



**SHELF LOCKING MECHANISM SECURES PANS IN PLACE**



**STAINLESS STEEL WORK TOP ADDS ADDITIONAL FUNCTIONALITY**





***SmartChef***

**CHROME WIRE SHELVING**



## SECTION INDEX

|                             |         |
|-----------------------------|---------|
| Chrome shelving .....       | 188     |
| Inserts & lids .....        | 190-193 |
| Kitchen scales .....        | 195     |
| Plate shelf .....           | 189     |
| Platform scales .....       | 194     |
| Portion scales .....        | 194-195 |
| Retail scales .....         | 195     |
| <i>Scales</i>               |         |
| • Platform scales .....     | 194     |
| • Portion scales .....      | 194-195 |
| • Retail scales .....       | 195     |
| <i>Shelving</i>             |         |
| • Chrome shelves .....      | 188     |
| • Spice shelf .....         | 189     |
| • Plate shelf .....         | 189     |
| Spice shelf .....           | 189     |
| Ticket holders .....        | 189     |
| Wall mounted shelving ..... | 189     |





## FEATURES

- Shelves are manufactured from chrome plated steel
- Easy to assemble – no tools needed
- Sturdy construction makes them durable and versatile
- Shelf heights can be adjusted to suit your application
- Grid style shelves allow increased air circulation, prolonging the life of products
- Fitted with adjustable, unit leveling legs



**ADJUSTABLE SHELF HEIGHT**



**STURDY UNIT LEVELING LEGS**

### 4 TIER, 1800mm

#### SPECIFICATIONS

MODEL SmartChef CJ1800  
 DIMENSIONS 1800 x 450 x 1800mm high  
 WEIGHT 20kg  
 SHELF DIMENSIONS 1800 x 450mm

ORDER CODE

SCS1800



### 4 TIER, 1500mm

#### SPECIFICATIONS

MODEL SmartChef CJ1500  
 DIMENSIONS 1500 x 450 x 1800mm high  
 WEIGHT 15kg  
 SHELF DIMENSIONS 1500 x 450mm

ORDER CODE

SCS1500



### 4 TIER, 1200mm

#### SPECIFICATIONS

MODEL SmartChef CJ1200  
 DIMENSIONS 1200 x 450 x 1800mm high  
 WEIGHT 10kg  
 SHELF DIMENSIONS 1200 x 450mm

ORDER CODE

SCS1200



### 4 TIER, 900mm

#### SPECIFICATIONS

MODEL SmartChef CJ900  
 DIMENSIONS 900 x 450 x 1800mm high  
 WEIGHT 8kg  
 SHELF DIMENSIONS 900 x 450mm

ORDER CODE

SCS0900



## ADDITIONAL SHELVING



**1800mm**

ORDER CODE

SCS1801

**1500mm**

ORDER CODE

SCS1501

**1200mm**

ORDER CODE

SCS1201

**900mm**

ORDER CODE

SCS0901

# WALL MOUNTED STAINLESS STEEL KITCHEN ACCESSORIES



## WALL MOUNTED SPICE SHELF FOR GN 1/6 PANS



### FEATURES

- Manufactured from high quality stainless steel
- GN Pans not included

### SPECIFICATIONS

|                 |                         |
|-----------------|-------------------------|
| MODEL           | SmartChef WSS2-1000     |
| DIMENSIONS      | 1195 x 300 x 182mm high |
| WEIGHT          | 3kg                     |
| SHELF THICKNESS | 30mm                    |
| COMPATIBILITY   | (6x) 1/6 GN Pans        |

ORDER CODE

**WSS2-1000**

## GN 1/6 INSERTS



**65mm**

ORDER CODE

**GNS8065**



**100mm**

ORDER CODE

**GNS8100**



**150mm**

ORDER CODE

**GNS8150**

## WALL MOUNTED PLATE SHELF



### FEATURES

- Manufactured from high quality stainless steel

### SPECIFICATIONS

|                 |                         |
|-----------------|-------------------------|
| MODEL           | SmartChef WSS1-1000     |
| DIMENSIONS      | 1195 x 300 x 182mm high |
| WEIGHT          | 2kg                     |
| SHELF THICKNESS | 30mm                    |

ORDER CODE

**WSS1-1000**

## WALL MOUNTED TICKET HOLDER



### FEATURES

- Manufactured from high quality stainless steel
- Paper held in place by marbles inside the clamping mechanism

### SPECIFICATIONS

|            |                   |
|------------|-------------------|
| MODEL      | SmartChef NHZ1000 |
| DIMENSIONS | 1000 x 80mm high  |

ORDER CODE

**NHZ1000**



**FEATURES**

- Manufactured from 0.8mm heavy duty stainless steel
- Rounded edges
- Anti-Jam system
- Reinforced corners



**FULL INSERTS**

**SPECIFICATIONS**

DIMENSIONS 325 x 530 x 20mm deep  
 CAPACITY 1.9Lt  
**ORDER CODE GNF8020**

DIMENSIONS 325 x 530 x 55mm deep (perforated)  
**ORDER CODE GNF8055.P**

DIMENSIONS 325 x 530 x 65mm deep (perforated)  
**ORDER CODE GNF8065.P**

DIMENSIONS 325 x 530 x 150mm deep  
 CAPACITY 18Lt  
**ORDER CODE GNF8150**

DIMENSIONS 325 x 530 x 55mm deep  
 CAPACITY 7.4Lt  
**ORDER CODE GNF8055**

DIMENSIONS 325 x 530 x 65mm deep  
 CAPACITY 9.4Lt  
**ORDER CODE GNF8065**

DIMENSIONS 325 x 530 x 100mm deep  
 CAPACITY 12.6Lt  
**ORDER CODE GNF8100**

**FULL LID**

**SPECIFICATIONS**

DIMENSIONS 325 x 530mm  
**ORDER CODE GNF8000**

**HERMETIC SEAL LID**

**SPECIFICATIONS**

DIMENSIONS 325 x 530mm  
**ORDER CODE PLA-HSL-11**





**1/2 INSERTS**

**SPECIFICATIONS**

DIMENSIONS 265 x 325 x 65mm deep  
 CAPACITY 3.5Lt  
 ORDER CODE **GNH8065**

DIMENSIONS 265 x 325 x 100mm deep  
 CAPACITY 5.5Lt  
 ORDER CODE **GNH8100**

DIMENSIONS 265 x 325 x 150mm deep  
 CAPACITY 8.5Lt  
 ORDER CODE **GNH8150**

**1/2 LID**

**SPECIFICATIONS**

DIMENSIONS 265 x 325mm  
 ORDER CODE **GNH8000**



**2/3 INSERTS**

**SPECIFICATIONS**

DIMENSIONS 325 x 352 x 20mm deep  
 CAPACITY 1.25Lt  
 ORDER CODE **GN2T8020**

DIMENSIONS 325 x 352 x 65mm deep  
 CAPACITY 5.25Lt  
 ORDER CODE **GN2T8065**

DIMENSIONS 325 x 352 x 150mm deep  
 CAPACITY 11.5Lt  
 ORDER CODE **GN2T8150**

**2/3 LID**

**SPECIFICATIONS**

DIMENSIONS 325 x 352mm  
 ORDER CODE **GN2T8000**



**1/3 INSERTS**

**SPECIFICATIONS**

DIMENSIONS 175 x 325 x 40mm deep  
 CAPACITY 1.5Lt  
 ORDER CODE **GNT8040**

DIMENSIONS 175 x 325 x 65mm deep  
 CAPACITY 2.25Lt  
 ORDER CODE **GNT8065**

DIMENSIONS 175 x 325 x 100mm deep  
 CAPACITY 3.5Lt  
 ORDER CODE **GNT8100**

DIMENSIONS 175 x 325 x 120mm deep  
 CAPACITY 3.5Lt  
 ORDER CODE **GNT8120**

DIMENSIONS 175 x 325 x 150mm deep  
 CAPACITY 5.5Lt  
 ORDER CODE **GNT8150**

**1/3 LID**

**SPECIFICATIONS**

DIMENSIONS 175 x 325mm  
 ORDER CODE **GNT8000**



**1/4 INSERTS**

**SPECIFICATIONS**

DIMENSIONS 162 x 265 x 65mm deep  
 CAPACITY 1.5Lt  
 ORDER CODE **GNQ8065**

DIMENSIONS 162 x 265 x 150mm deep  
 CAPACITY 3.75Lt  
 ORDER CODE **GNQ8150**

**1/4 LID**

**SPECIFICATIONS**

DIMENSIONS 162 x 265mm  
 ORDER CODE **GNQ8000**



**1/6 INSERTS**

**SPECIFICATIONS**

|            |                        |
|------------|------------------------|
| DIMENSIONS | 160 x 175 x 65mm deep  |
| CAPACITY   | 1Lt                    |
| ORDER CODE | <b>GNS8065</b>         |
|            |                        |
| DIMENSIONS | 160 x 175 x 150mm deep |
| CAPACITY   | 2.25Lt                 |
| ORDER CODE | <b>GNS8150</b>         |

|            |                        |
|------------|------------------------|
| DIMENSIONS | 160 x 175 x 100mm deep |
| CAPACITY   | 1.5Lt                  |
| ORDER CODE | <b>GNS8100</b>         |

**1/6 LID**

**SPECIFICATIONS**

|            |                |
|------------|----------------|
| DIMENSIONS | 160 x 175mm    |
| ORDER CODE | <b>GNS8000</b> |



**1/9 INSERTS**

**SPECIFICATIONS**

|            |                        |
|------------|------------------------|
| DIMENSIONS | 108 x 175 x 100mm deep |
| CAPACITY   | 0.8Lt                  |
| ORDER CODE | <b>GNN8100</b>         |

**1/9 LID**

**SPECIFICATIONS**

|            |                |
|------------|----------------|
| DIMENSIONS | 108 x 175mm    |
| ORDER CODE | <b>GNN8000</b> |





**FEATURES**

- Large, backlit LCD display
- Stainless steel platform and column with ABS housed indicator
- Fitted with an internal rechargeable battery with up to 80hr lifetime
- Fitted with a built-in spirit level
- Easy to operate
- Fitted with (4x) adjustable, devise leveling feet

**PLATFORM SCALE**

**SPECIFICATIONS**

|                     |                          |
|---------------------|--------------------------|
| MODEL               | TCS150                   |
| POWER SOURCE        | 220V or Internal battery |
| DIMENSIONS          | 400 x 500 x 600mm high   |
| PLATFORM DIMENSIONS | 400 x 500mm              |
| MAX WEIGHT          | 150kg                    |
| ACCURACY            | 10g                      |

**ORDER CODE** **SW/PSS0150**

**FEATURES**

- Manufactured from 430 Stainless steel
- Fully waterproof. IP68 rated certified
- Dual backlit LED display (front and rear)
- Fitted with a built-in spirit level
- Waterproof rubber keypad and an all-sealed PC board
- Fully Enclosed 6V/4Ah rechargeable battery inside
- Automatic power-off timing function
- Fitted with height adjustable feet



**WATERPROOF PORTION SCALE**

**SPECIFICATIONS**

|                     |                            |
|---------------------|----------------------------|
| MODEL               | SmartChef JSF-15000        |
| ELECTRICITY         | 220V / 6V Built-in battery |
| DIMENSIONS          | 297 x 246 x 127mm high     |
| PLATFORM DIMENSIONS | 230 x 190mm                |
| WEIGHT              | 4.7kg                      |
| READABLE WEIGHT     | 15Kg                       |
| ACCURACY            | 0.5g                       |

**ORDER CODE** **SW/PSS1015**

**DUAL DIGITAL DISPLAY**





## FEATURES

- Fitted with a maintenance-free rechargeable battery
- Automatic fault detection, automatic calibration
- Overweight alarm function
- LCD display
- Supports a variety of weighing units
- Overload / impact protection
- Stainless steel weighing pan
- Fitted with a built-in spirit level



## PORTION SCALE

### SPECIFICATIONS

|                     |                          |
|---------------------|--------------------------|
| MODEL               | JS15-05                  |
| POWER SOURCE        | 220V or Internal battery |
| DIMENSIONS          | 320 x 290 x 115mm high   |
| PLATFORM DIMENSIONS | 280 x 210mm              |
| READABLE WEIGHT     | 15kg                     |
| ACCURACY            | 0.5g                     |

**ORDER CODE** SW/PSS0015

## FEATURES

- LCD display
- Overload and impact protection function
- 4V/4Ah rechargeable battery inside
- Sampling function
- Built-in spirit level
- Fitted with a Stainless steel pan
- Automatic fault detection and calibration
- Fixed tare weight
- Single item weight and accumulate function
- **No printer and not compatible with a printer**



## RETAIL SCALE - 15Kg

### SPECIFICATIONS

|                     |                            |
|---------------------|----------------------------|
| MODEL               | SmartChef JSA 15-05        |
| ELECTRICITY         | 220V / 4V Built-in battery |
| DIMENSIONS          | 320 x 290 x 115mm high     |
| PLATFORM DIMENSIONS | 280 x 210mm                |
| WEIGHT              | 3kg                        |
| READABLE WEIGHT     | 15Kg                       |
| ACCURACY            | 0.5g                       |

**ORDER CODE** SW/PSS2015

## FEATURES

- Stainless steel weighing platform pan
- Fast & accurate weighing results
- LCD display
- Supports a variety of weighing units
- 1.5V (2x) AA Batteries (not included)
- Equipped with a high precision strain gauge sensor
- Easy to operate
- Count / tare function
- USB interface / power supply



## KITCHEN SCALE

### SPECIFICATIONS

|                     |                          |
|---------------------|--------------------------|
| MODEL               | LD5000S                  |
| POWER SOURCE        | (2x) AA batteries or USB |
| DIMENSIONS          | 240 x 165 x 60mm high    |
| PLATFORM DIMENSIONS | 155 x 155mm              |
| WEIGHT              | 0.5kg                    |
| READABLE WEIGHT     | 5kg                      |
| ACCURACY            | 1g                       |

**ORDER CODE** SW/PSS0005

# INDEX

## A

|   |       |
|---|-------|
| <b>ANKARSRUM</b> Kitchen assistant .....                  | 12-13 |
| <b>ARISCO</b> Electric cooking ranges .....               | 36-37 |
| <b>ARISCO</b> Gas cooking ranges with electric oven ..... | 35    |
| <b>ARISCO</b> Tilting / Brat pans .....                   | 38    |
| <b>AVATHERM</b> Delivery boxes .....                      | 176   |
| <b>AVATHERM</b> Food pan carriers .....                   | 178   |

## B

|  |           |
|--|-----------|
| Back bar coolers .....                         | 102, 135  |
| <b>BAKEMARK</b> Convection ovens .....         | 74        |
| <b>BAKEMARK</b> Deck ovens .....               | 84-87     |
| <b>BAKEMARK</b> Dough divider .....            | 17        |
| <b>BAKEMARK</b> Dough proofers .....           | 75        |
| <b>BAKEMARK</b> Pastry sheeters .....          | 19        |
| <b>BAKEMARK</b> Planetary mixers .....         | 14        |
| <b>BAKEMARK</b> Spiral dough mixers .....      | 15        |
| Baking ovens .....                             | 78, 84-87 |
| Baking trolleys .....                          | 184       |
| Beverage containers .....                      | 177       |
| Blades for Vege prep machine .....             | 6         |
| Blast chillers .....                           | 134       |
| Blenders .....                                 | 7, 94     |
| Boiling tables (Gas) .....                     | 29        |
| Bowl Cutters .....                             | 8         |
| Brat pans .....                                | 38-39     |
| Bread mixers .....                             | 15        |
| <b>BRICE</b> Modular ice machines .....        | 140-141   |
| <b>BRICE</b> Self-contained ice machines ..... | 142       |

## C

|  |               |
|--|---------------|
| Cake mixers .....                                  | 12-14         |
| <b>CAMBRO</b> Beverage containers .....            | 177           |
| <b>CAMBRO</b> CamTrays .....                       | 173           |
| <b>CAMBRO</b> Food pan carriers .....              | 177           |
| <b>CAMBRO</b> GoBoxes .....                        | 179-180       |
| <b>CAMBRO</b> Insulated bases & domes .....        | 173           |
| <b>CAMBRO</b> Insulated meal delivery system ..... | 173           |
| <b>CAMBRO</b> Meal delivery carts .....            | 170-171       |
| <b>CAMBRO</b> Serving trays .....                  | 173           |
| CamTrays .....                                     | 173           |
| <b>CATERLOT</b> Coffee brewers .....               | 92            |
| <b>CATERLOT</b> Urns .....                         | 93            |
| Cereal dispensers .....                            | 125           |
| Chafing dish heat elements .....                   | 119           |
| Chafing dish stands .....                          | 118-119       |
| Chafing dishes                                     |               |
| • Econo series .....                               | 121           |
| • Induction series .....                           | 118-119       |
| • PC cover series .....                            | 122           |
| • Window series .....                              | 121           |
| Char grillers (Gas) .....                          | 30            |
| Charcoal ovens .....                               | 76-77         |
| Chef bases .....                                   | 139           |
| Chip cutters .....                                 | 9             |
| Chip dumps .....                                   | 46            |
| Chrome shelving .....                              | 188           |
| Cleaning trolleys .....                            | 115           |
| <b>CLEME</b> Slicers .....                         | 11            |
| Coffee brewers .....                               | 92            |
| Cold meat slicers .....                            | 11            |
| Combi steam ovens                                  |               |
| • Electricity .....                                | 60-64, 67     |
| • Gas .....  | 65            |
| Cone bakers .....                                  | 53            |
| Contact grills .....                               | 48            |
| Continuous sealers .....                           | 24            |
| Convection ovens .....                             | 66, 68-69, 74 |
| Conveyor toasters .....                            | 50            |

|  |          |
|--|----------|
| Cooking ranges (Electric) .....                      | 36-37    |
| Cooking ranges (Gas) with electric oven .....        | 34-35    |
| Cooking ranges with oven (Gas) .....                 | 28       |
| Cooking ranges                                       |          |
| • Electric (Full) .....                              | 36-37    |
| • Gas (Full) .....                                   | 28       |
| • Gas (Electric oven) .....                          | 34-35    |
| <b>COOKRITE</b> Boiling tables (Gas) .....           | 29       |
| <b>COOKRITE</b> Chef bases .....                     | 139      |
| <b>COOKRITE</b> Cooking ranges with oven (Gas) ..... | 28       |
| <b>COOKRITE</b> Flat top griddles (Gas) .....        | 31       |
| <b>COOKRITE</b> Gas fryers (Floor standing) .....    | 43       |
| <b>COOKRITE</b> Radiant / Char grillers (Gas) .....  | 30       |
| <b>COOKRITE</b> Salamanders (Gas) .....              | 51       |
| <b>COOKRITE</b> Stands .....                         | 32       |
| Crepe makers .....                                   | 54       |
| <b>CRYSTAL</b> Dishwashers (Front loading) .....     | 109      |
| <b>CRYSTAL</b> Dishwashers (Hoodtype) .....          | 110-111  |
| <b>CRYSTAL</b> Dishwashers (Conveyor) .....          | 112      |
| <b>CRYSTAL</b> Display freezers .....                | 132-133  |
| <b>CRYSTAL</b> Display fridges .....                 | 132      |
| <b>CRYSTAL</b> Ice cream scoop freezers .....        | 149      |
| <b>CRYSTAL</b> Upright freezers .....                | 130, 132 |
| <b>CRYSTAL</b> Upright fridges .....                 | 130, 132 |
| <b>CRYSTAL</b> Wok burners .....                     | 40       |

## D

|                                     |                   |
|-------------------------------------|-------------------|
| Deck ovens                          |                   |
| • Electric .....                    | 78, 84-86         |
| • Gas .....                         | 87                |
| Delivery bags .....                 | 174-175           |
| Delivery boxes .....                | 176               |
| Deluxe coffee urns .....            | 127               |
| Dishwashers                         |                   |
| • Conveyor .....                    | 112               |
| • Front loading .....               | 107, 109          |
| • Hood-type .....                   | 108, 110-111      |
| Display cabinets                    |                   |
| • Heated .....                      | 155, 157, 159     |
| • Neutral .....                     | 153, 157, 159     |
| • Refrigerated .....                | 152, 154-156, 158 |
| Display fridges .....               | 132               |
| Double chamber vacuum sealers ..... | 22                |
| Dough divider & rounder .....       | 17                |
| Dough mixers .....                  | 15-16             |
| Dough proofers .....                | 75                |
| Dough rollers .....                 | 18                |
| Dough sheeters .....                | 19                |

## E

|  |           |
|--|-----------|
| <b>EKA</b> Combi steam ovens .....                     | 60-65, 67 |
| <b>EKA</b> Convection ovens .....                      | 66, 68-69 |
| <b>EKA</b> Gas cooking ranges with electric oven ..... | 34        |
| <b>EMPERO</b> Bowl cutters .....                       | 8         |
| <b>EMPERO</b> Charcoal ovens .....                     | 76-77     |
| <b>EMPERO</b> Shawarma machines .....                  | 40        |

## F

|                                       |                  |
|---------------------------------------|------------------|
| Faucets .....                         | 113              |
| Flat top griddles                     |                  |
| • Electric .....                      | 47               |
| • Gas .....                           | 31, 47           |
| Floor standing display cabinets ..... | 152-154, 156-159 |
| Food pan carriers .....               | 177-180          |
| Food processors .....                 | 8                |
| Food serving carts .....              | 172              |
| Frappe makers .....                   | 95               |
| Freezers                              |                  |
| • Display freezers .....              | 132-137          |
| • Ice cream scoop freezers .....      | 148-149, 164     |
| • Upright storage freezers .....      | 130-132          |

## BOTTLE COOLERS

### HINGED DOORS

Sept 2022

" HOME TO ENERGY EFFICIENT REFRIGERATION PRODUCTS "



1 **EH135**

| Description  | Dimensions (mm) |      |                                       | Packout Per Shelf<br>2L/Cans(330ml)<br>Single/Double | Temperature<br>Range<br>(Degrees C) |
|--|-----------------|------|---------------------------------------|--|-------------------------------------|
|  | H               | W    | D                                     |  |                                     |
| Beverage Cooler Hinged Double Door R290 LED Lights EMS | 1980            | 1105 | 640                                   | 498/996  | 2 - 7                               |
| Capacity : 835 Litres                                  | Shelves : 8     |      | Energy Consumption (kwh/24hrs) : 3.75 |  |                                     |



2 **EH 650**

| Description                                     | Dimensions (mm) |     |                                       | Packout Per Shelf<br>2L/Cans(330ml)<br>Single/Double | Temperature<br>Range<br>(Degrees C) |
|---|-----------------|-----|---------------------------------------|--|-------------------------------------|
|   | H               | W   | D                                     |  |                                     |
| Beverage cooler Hinged Door R290 LED Lights EMS | 1980            | 650 | 665                                   | 248/496  | 2 - 7                               |
| Capacity : 451 Litres                           | Shelves : 4     |     | Energy Consumption (kwh/24hrs) : 2.70 |  |                                     |



3 **EH 365**

| Description                                     | Dimensions (mm) |     |                                       | Packout Per Shelf<br>2L/Cans(330ml)<br>Single/Double | Temperature<br>Range<br>(Degrees C) |
|---|-----------------|-----|---------------------------------------|--|-------------------------------------|
|   | H               | W   | D                                     |  |                                     |
| Beverage Cooler Hinged Door R290 LED Lights EMS | 1980            | 540 | 590                                   | 186/372  | 2 - 7                               |
| Capacity : 334 Litres                           | Shelves : 4     |     | Energy Consumption (kwh/24hrs) : 3.54 |  |                                     |



4 **EH 550**

| Description  | Dimensions (mm) |     |                                       | Packout Per Shelf<br>2L/Cans(330ml)<br>Single/Double | Temperature<br>Range<br>(Degrees C) |
|--|-----------------|-----|---------------------------------------|--|-------------------------------------|
|  | H               | W   | D                                     |  |                                     |
| Beverage Cooler Hinged "Half" Door R290 LED Lights EMS | 1375            | 575 | 650                                   | N/A-175/252  | 2 - 7                               |
| Capacity : 238 Litres                                  | Shelves : 3     |     | Energy Consumption (kwh/24hrs) : 1.74 |  |                                     |



5 **FH 1135**

| Description   | Dimensions (mm) |      |                                      | Packout Per Shelf<br>2L/Cans(330ml)<br>Single/Double | Temperature<br>Range<br>(Degrees C) |
|---|-----------------|------|--------------------------------------|--|-------------------------------------|
|   | H               | W    | D                                    |  |                                     |
| Beverage Cooler Hinged Full Double Door R290 LED Lights EMS | 2020            | 1134 | 635                                  | N/A-608/1132   | 2 - 7                               |
| Capacity : 922 Litres                                       | Shelves : 10    |      | Energy Consumption (kwh/24hrs) : 5.7 |  |                                     |



\*Photo for illustration purpose only. Actual unit may differ. E and OE. Subject to change without notice. Height in feet. Depth in centimeter.

Low Energy LED Lighting    Self Closing Doors    Environmental Refrigerants    Electric Temperature Control



## BOTTLE COOLERS

### HINGED DOORS

Sept 2022

" HOME TO ENERGY EFFICIENT REFRIGERATION PRODUCTS "



**FH890 6**



| Description   | Dimensions (mm) |     |                                      | Packout Per Shelf<br>2L/Cans(330ml)<br>Single/Double | Temperature<br>Range<br>(Degrees C) |
|---|-----------------|-----|--------------------------------------|--|-------------------------------------|
|   | H               | W   | D                                    |  |                                     |
| Beverage cooler Full Hinged Double Door R290 LED Lights EMS | 2020            | 890 | 635                                  | N/A-442/884  | 2 - 7                               |
| Capacity : 701 Litres                                       | Shelves : 10    |     | Energy Consumption (kwh/24hrs) : 4.5 |  |                                     |



**7 FH690**



| Description  | Dimensions (mm) |     |                                      | Packout Per Shelf<br>2L/Cans(330ml)<br>Single/Double | Temperature<br>Range<br>(Degrees C) |
|--|-----------------|-----|--------------------------------------|--|-------------------------------------|
|  | H               | W   | D                                    |  |                                     |
| Beverage Cooler Full Hinged Door R290 LED Lights EMS | 2020            | 690 | 635                                  | N/A-386/718  | 2 - 7                               |
| Capacity : 540 Litres                                | Shelves : 5     |     | Energy Consumption (kwh/24hrs) : 2.3 |  |                                     |



**FH365 8**



| Description  | Dimensions (mm) |     |                                       | Packout Per Shelf<br>2L/Cans(330ml)<br>Single/Double | Temperature<br>Range<br>(Degrees C) |
|--|-----------------|-----|---------------------------------------|--|-------------------------------------|
|  | H               | W   | D                                     |  |                                     |
| Beverage cooler Full Hinged Door R290 LED Lights EMS | 2020            | 554 | 635                                   | N/A-266/532  | 2 - 7                               |
| Capacity : 413 Litres                                | Shelves : 5     |     | Energy Consumption (kwh/24hrs) : 3.54 |  |                                     |



**9 FH390**



| Description   | Dimensions (mm) |     |                                       | Packout Per Shelf<br>2L/Cans(330ml)<br>Single/Double | Temperature<br>Range<br>(Degrees C) |
|---|-----------------|-----|---------------------------------------|--|-------------------------------------|
|   | H               | W   | D                                     |  |                                     |
| Beverage Cooler Full Hinged "Slim" Door R290 LED Lights EMS | 2020            | 394 | 495                                   | N/A-100/184  | 2 - 7                               |
| Capacity : 196 Litres                                       | Shelves : 5     |     | Energy Consumption (kwh/24hrs) : 3.15 |  |                                     |



**FH550 10**



| Description  | Dimensions (mm) |     |                                       | Packout Per Shelf<br>2L/Cans(330ml)<br>Single/Double | Temperature<br>Range<br>(Degrees C) |
|--|-----------------|-----|---------------------------------------|--|-------------------------------------|
|  | H               | W   | D                                     |  |                                     |
| Beverage cooler Hinged "Half" Door R290 LED Lights EMS | 1385            | 564 | 635                                   | N/A-202/294  | 2 - 7                               |
| Capacity : 257 Litres                                  | Shelves : 3     |     | Energy Consumption (kwh/24hrs) : 3.18 |  |                                     |

Photos for illustration purposes only. Actual unit may differ. E and CE. Subject to change without notice. Height incl feet. Depth incl condenser.

- Low Energy LED Lighting
- Self Closing Doors
- Environmental Refrigerants
- Electric Temperature Control





## BOTTLE COOLERS

### HINGED DOORS

Sept 2022

" HOME TO ENERGY EFFICIENT REFRIGERATION PRODUCTS "



**11** FH110

| Description                                     | Dimensions (mm) |     |                                       | Packout Per Shelf<br>2L/Cans(330ml)<br>Single/Double | Temperature<br>Range<br>(Degrees C) |
|---|-----------------|-----|---------------------------------------|--|-------------------------------------|
|   | H               | W   | D                                     |  |                                     |
| Beverage Cooler Hinged Door R290 LED Lights EMS | 845             | 474 | 505                                   | N/A-55/105   | 2 - 7                               |
| Capacity : 97 Litres                            | Shelves : 2     |     | Energy Consumption (kwh/24hrs) : 1.01 |  |                                     |



**FH70**

**12**

**TO BE LAUNCHED**

| Description                                     | Dimensions (mm) |     |                                    | Packout Per Shelf<br>2L/Cans(330ml)<br>Single/Double | Temperature<br>Range<br>(Degrees C) |
|---|-----------------|-----|------------------------------------|--|-------------------------------------|
|   | H               | W   | D                                  |  |                                     |
| Beverage cooler Hinged Door R290 LED Lights EMS | 670             | 430 | 550                                | 50/90  | 2 - 7                               |
| Capacity : 74 Litres                            | Shelves : 1     |     | Energy Consumption (kwh/24hrs) : - |  |                                     |



**TO BE LAUNCHED**

**13**

**FH50**

| Description                                     | Dimensions (mm) |     |                                    | Packout Per Shelf<br>2L/Cans(330ml)<br>Single/Double | Temperature<br>Range<br>(Degrees C) |
|---|-----------------|-----|------------------------------------|--|-------------------------------------|
|   | H               | W   | D                                  |  |                                     |
| Beverage Cooler Hinged Door R290 LED Lights EMS | 670             | 430 | 420                                | 30/50  | 2 - 7                               |
| Capacity : 50 Litres                            | Shelves : 1     |     | Energy Consumption (kwh/24hrs) : - |  |                                     |



**FH30**

**14**

**TO BE LAUNCHED**

| Description                                     | Dimensions (mm) |     |                                    | Packout Per Shelf<br>2L/Cans(330ml)<br>Single/Double | Temperature<br>Range<br>(Degrees C) |
|---|-----------------|-----|------------------------------------|--|-------------------------------------|
|   | H               | W   | D                                  |  |                                     |
| Beverage Cooler Hinged Door R290 LED Lights EMS | 630             | 360 | 410                                | 20/32  | 2 - 7                               |
| Capacity : 37 Litres                            | Shelves : 1     |     | Energy Consumption (kwh/24hrs) : - |  |                                     |



Photo for illustration purposes only. Actual unit may differ E and OE. Subject to change without notice. Height incl feet. Depth incl condenser.

Low Energy LED Lighting    Self Closing Doors    Environmental Refrigerants    Electric Temperature Control



" HOME TO ENERGY EFFICIENT REFRIGERATION PRODUCTS "



**1 ES1360**



| Description                                      | Dimensions (mm) |      |                                       | Packout Per Shelf<br>2L/Cans(330ml)<br>Single/Double | Temperature<br>Range<br>(Degrees C) |
|--|-----------------|------|---------------------------------------|--|-------------------------------------|
|  | H               | W    | D                                     |  |                                     |
| Beverage Cooler Sliding Door R290 LED Lights EMS | 1980            | 1370 | 705                                   | 655/1310   | 2 - 7                               |
| Capacity : 1076 Litres                           | Shelves : 8     |      | Energy Consumption (kwh/24hrs) : 9.20 |  |                                     |



**2 ES1140**



| Description   | Dimensions (mm) |      |                                       | Packout Per Shelf<br>2L/Cans(330ml)<br>Single/Double | Temperature<br>Range<br>(Degrees C) |
|---|-----------------|------|---------------------------------------|--|-------------------------------------|
|   | H               | W    | D                                     |  |                                     |
| Beverage Cooler Sliding Double Door R290 LED Lights EMS | 1980            | 1140 | 705                                   | 511/1022   | 2 - 7                               |
| Capacity : 885 Litres                                   | Shelves : 8     |      | Energy Consumption (kwh/24hrs) : 5.67 |  |                                     |



**3 ES1140SL**



| Description                                      | Dimensions (mm) |      |                                       | Packout Per Shelf<br>2L/Cans(330ml)<br>Single/Double | Temperature<br>Range<br>(Degrees C) |
|--|-----------------|------|---------------------------------------|--|-------------------------------------|
|  | H               | W    | D                                     |  |                                     |
| Beverage Cooler Sliding Door R290 LED Lights EMS | 1980            | 1140 | 620                                   | 426/852  | 2 - 7                               |
| Capacity : 748 Litres                            | Shelves : 8     |      | Energy Consumption (kwh/24hrs) : 6.06 |  |                                     |



**4 ES890**



| Description   | Dimensions (mm) |     |                                       | Packout Per Shelf<br>2L/Cans(330ml)<br>Single/Double | Temperature<br>Range<br>(Degrees C) |
|---|-----------------|-----|---------------------------------------|--|-------------------------------------|
|   | H               | W   | D                                     |  |                                     |
| Beverage Cooler Sliding Double Door R290 LED Lights EMS | 1980            | 890 | 705                                   | 374/748  | 2 - 7                               |
| Capacity : 674 Litres                                   | Shelves : 8     |     | Energy Consumption (kwh/24hrs) : 5.55 |  |                                     |



**5 FS 1360**



| Description   | Dimensions (mm) |      |                                      | Packout Per Shelf<br>2L/Cans(330ml)<br>Single/Double | Temperature<br>Range<br>(Degrees C) |
|---|-----------------|------|--------------------------------------|--|-------------------------------------|
|   | H               | W    | D                                    |  |                                     |
| Beverage Cooler Sliding Full Door R290 LED Lights EMS | 2020            | 1370 | 650                                  | N/A-665/1310   | 2 - 7                               |
| Capacity : 1081 Litres                                | Shelves : 10    |      | Energy Consumption (kwh/24hrs) : 8.9 |  |                                     |

Photo for illustration purposes only. Actual unit may differ. E and CE. Subject to change without notice. Height incl feet. Depth incl condenser

Low Energy LED Lighting    Self Closing Doors    Environmental Refrigerants    Electric Temperature Control



## BOTTLE COOLERS

### SLIDING DOOR

Sept 2022

" HOME TO ENERGY EFFICIENT REFRIGERATION PRODUCTS "



FS1140 6



| Description   | Dimensions (mm) |      |                                    | Packout Per Shelf<br>2L/Cans(330ml)<br>Single/Double | Temperature<br>Range<br>(Degrees C) |
|---|-----------------|------|------------------------------------|--|-------------------------------------|
|   | H               | W    | D                                  |  |                                     |
| Beverage Cooler Sliding Full Door R290 LED Lights EMS | 2020            | 1140 | 650                                | N/A-586/1172   | 2 - 7                               |
| Capacity : 885 Litres                                 | Shelves : 10    |      | Energy Consumption (kwh/24hrs) : 8 |  |                                     |



7 FS890

| Description   | Dimensions (mm) |     |                                       | Packout Per Shelf<br>2L/Cans(330ml)<br>Single/Double | Temperature<br>Range<br>(Degrees C) |
|---|-----------------|-----|---------------------------------------|--|-------------------------------------|
|   | H               | W   | D                                     |  |                                     |
| Beverage Cooler Sliding Full Door R290 LED Lights EMS | 2020            | 890 | 630                                   | 432/824  | 2 - 7                               |
| Capacity : 675 Litres                                 | Shelves : 10    |     | Energy Consumption (kwh/24hrs) : 5.55 |  |                                     |



## BOTTLE COOLERS

### FASTLANE

" HOME TO ENERGY EFFICIENT REFRIGERATION PRODUCTS "



1 FF476

| Description   | Dimensions (mm) |     |                                       | Packout Per Shelf<br>2L/Cans(330ml)<br>Single/Double | Temperature<br>Range<br>(Degrees C) |
|---|-----------------|-----|---------------------------------------|--|-------------------------------------|
|   | H               | W   | D                                     |  |                                     |
| Beverage Cooler Sliding Full Double Sided Doors R290 LED Lights EMS | 1365            | 890 | 645                                   | N/A-220/440  | 2 - 7                               |
| Capacity : 350 Litres   | Shelves : 6     |     | Energy Consumption (kwh/24hrs) : 3.16 |  |                                     |



Photo for illustration purposes only. Actual unit may differ in size and color. Subject to change without notice. Height incl feet. Depth incl condenser

Low Energy LED Lighting    Self Closing Doors    Environmental Refrigerants    Electric Temperature Control





" HOME TO ENERGY EFFICIENT REFRIGERATION PRODUCTS "



**1** FU 1135

| Description   | Dimensions (mm) |      |                                      | Packout Per Shelf<br>2L/Cans(330ml)<br>Single/Double | Temperature<br>Range<br>(Degrees C) |
|---|-----------------|------|--------------------------------------|--|-------------------------------------|
|   | H               | W    | D                                    |  |                                     |
| Freezer Hinged Double Full Door R290 LED Lights EMS Ice Line Coil | 2020            | 1134 | 640                                  | N/A  | Down to -18                         |
| Capacity : 831 Litres   | Shelves : 10    |      | Energy Consumption (kwh/24hrs) : 4.5 |  |                                     |



**2** EU 720

| Description   | Dimensions (mm) |      |  | Packout Per Shelf<br>2L/Cans(330ml)<br>Single/Double | Temperature<br>Range<br>(Degrees C) |
|---|-----------------|------|--|--|-------------------------------------|
|   | H               | W    | D                                      |  |                                     |
| Freezer Hinged Double Door R290 LED Lights EMS Frost Free | 1980            | 1105 | 625                                    | N/A  | Down to -22                         |
| Capacity : 755 Litres                                     | Shelves : 8     |      | Energy Consumption (kwh/24hrs) : 16.05 |  |                                     |



**3** EU 650

| Description   | Dimensions (mm) |     |                                       | Packout Per Shelf<br>2L/Cans(330ml)<br>Single/Double | Temperature<br>Range<br>(Degrees C) |
|---|-----------------|-----|---------------------------------------|--|-------------------------------------|
|   | H               | W   | D                                     |  |                                     |
| Freezer Hinged Door R290 LED Lights EMS Ice Line Coil | 1980            | 650 | 660                                   | N/A  | Down to -18                         |
| Capacity : 420 Litres                                 | Shelves : 4     |     | Energy Consumption (kwh/24hrs) : 9.04 |  |                                     |



Photo for illustration purposes only. Actual unit may differ. E and CE. Subject to change without notice. Height incl feet. Depth incl condenser

- ◀ Low Energy LED Lighting
- ▶ Self Closing Doors
- ▶ Environmental Refrigerants
- ◀ Electric Temperature Control





" HOME TO ENERGY EFFICIENT REFRIGERATION PRODUCTS "



VL525 1



VL525SL 2



| 1 VL525 | Description  | Dimensions (mm)     |      |                                       | Packout Per Shelf<br>2L/Cans(330ml)<br>Single/Double | Temperature<br>Range<br>(Degrees C) |
|---------|--|---------------------|------|---------------------------------------|--|-------------------------------------|
|         |  | H                   | W    | D                                     |  |                                     |
|         | Glass Top Freezer 2 Sliding Lids Low E Glass Fan Cond R290 Castor T/Stat | 865                 | 1454 | 654                                   | -  | Down to -18                         |
|         | Capacity : 520 Litres  | Baskets/Shelves : 3 |      | Energy Consumption (kwh/24hrs) : 3.76 |  |                                     |

| 2 VL525SL | Description  | Dimensions (mm)     |      |                                       | Packout Per Shelf<br>2L/Cans(330ml)<br>Single/Double | Temperature<br>Range<br>(Degrees C) |
|-----------|--|---------------------|------|---------------------------------------|--|-------------------------------------|
|           |  | H                   | W    | D                                     |  |                                     |
|           | Glass Top Freezer 2 Sliding Lids Low E Glass Fan Cond R290 /Stat | 825                 | 1400 | 595                                   | -  | Down to -18                         |
|           | Capacity : 392 Litres  | Baskets/Shelves : 3 |      | Energy Consumption (kwh/24hrs) : 3.76 |  |                                     |



CF310VL 3



CF310VI 4



| 3 CF310VL | Description   | Dimensions (mm) |     |                                       | Packout Per Shelf<br>2L/Cans(330ml)<br>Single/Double | Temperature<br>Range<br>(Degrees C) |
|-----------|---|-----------------|-----|---------------------------------------|--|-------------------------------------|
|           |   | H               | W   | D                                     |  |                                     |
|           | Flat Top Freezer 2 Sliding Glass Lids R600a Castor T/Stat | 870             | 815 | 575                                   | -  | Down to -22                         |
|           | Capacity : 205 Litres                                     | Baskets : 3     |     | Energy Consumption (kwh/24hrs) : 4.18 |  |                                     |

| 4 CF310VI | Description   | Dimensions (mm) |     |                                      | Packout Per Shelf<br>2L/Cans(330ml)<br>Single/Double | Temperature<br>Range<br>(Degrees C) |
|-----------|---|-----------------|-----|--------------------------------------|--|-------------------------------------|
|           |   | H               | W   | D                                    |  |                                     |
|           | Ice Cream Freezer Slanted Top 2 Sliding Glass Lids LED Lights R600a Castor T/Stat | 890             | 838 | 605                                  | -  | Down to -22                         |
|           | Capacity : 190 Litres   | Baskets : 3     |     | Energy Consumption (kwh/24hrs) : 4.2 |  |                                     |

Photo for illustration purposes only. Actual unit may differ. E and OE. Subject to change without notice. Height incl feet. Depth incl condenser.

• Toughened Glass Lids

• Environmental Refrigerants



## ISLAND FREEZERS

### VISIBLE TOP

Sept 2022

" HOME TO ENERGY EFFICIENT REFRIGERATION PRODUCTS "



VT 2500 1



VS 2000VT 2



| 1 VT 2500 | Description  | Dimensions (mm)                  |      |                                       | Packout Per Shelf<br>2L/Cans(330ml)<br>Single/Double | Temperature<br>Range<br>(Degrees C) |
|-----------|--|----------------------------------|------|---------------------------------------|--|-------------------------------------|
|           |  | H                                | W    | D                                     |  |                                     |
|           | Curved Glass Freezer 2 Sliding Lids Low E Glass Fan Cond R290 Castor EMS | 935                              | 2505 | 870                                   | -  | Down to -18                         |
|           | Capacity : 1113 Litres   | Baskets/Shelves : 6 Compartments |      | Energy Consumption (kwh/24hrs) : 9.52 |  |                                     |

| 2 VS 2000VT | Description  | Dimensions (mm)                 |      |                                       | Packout Per Shelf<br>2L/Cans(330ml)<br>Single/Double | Temperature<br>Range<br>(Degrees C) |
|-------------|--|---------------------------------|------|---------------------------------------|--|-------------------------------------|
|             |  | H                               | W    | D                                     |  |                                     |
|             | Curved Glass Freezer 2 Sliding Lids Low E Glass Fan Cond R290 Castor EMS | 935                             | 1900 | 870                                   | -  | Down to -18                         |
|             | Capacity : 788 Litres  | Baskets/Shelves : 4 Compartment |      | Energy Consumption (kwh/24hrs) : 9.04 |  |                                     |



VS2500 3



VS2500SL 4



| 3 VS2500 | Description  | Dimensions (mm) |      |                                       | Packout Per Shelf<br>2L/Cans(330ml)<br>Single/Double | Temperature<br>Range<br>(Degrees C) |
|----------|--|-----------------|------|---------------------------------------|--|-------------------------------------|
|          |  | H               | W    | D                                     |  |                                     |
|          | Flat Top Freezer 4 Sliding Lids Low E Glass Fan Cond R290 Castor EMS | 785             | 2550 | 950                                   | -  | Down to -18                         |
|          | Capacity : 1055 Litres   | Baskets : 6     |      | Energy Consumption (kwh/24hrs) : 9.36 |  |                                     |

| 4 VS2500SL | Description   | Dimensions (mm) |      |                                       | Packout Per Shelf<br>2L/Cans(330ml)<br>Single/Double | Temperature<br>Range<br>(Degrees C) |
|------------|---|-----------------|------|---------------------------------------|--|-------------------------------------|
|            |   | H               | W    | D                                     |  |                                     |
|            | Flat Top Freezer 2 Sliding Lids Low E Glass Fan Cond R290 | 740             | 2545 | 875                                   | -  | Down to -18                         |
|            | Capacity : 975 Litres                                     | Baskets : 8     |      | Energy Consumption (kwh/24hrs) : 5.61 |  |                                     |

Photos for illustration purposes only. Actual unit may differ. E and CE. Subject to change without notice. Height incl feet. Depth incl condenser.

- Low E Glass Lids
- Environmental Refrigerants
- Electric Temperature Control





## ISLAND FREEZERS

### VISIBLE TOP

Sept 2022

" HOME TO ENERGY EFFICIENT REFRIGERATION PRODUCTS "



VS 2000 5



| 5 VS 2000 | Description  | Dimensions (mm) |      |                                      | Packout Per Shelf<br>2L/Cans(330ml)<br>Single/Double | Temperature<br>Range<br>(Degrees C) |
|-----------|--|-----------------|------|--------------------------------------|--|-------------------------------------|
|           |  | H               | W    | D                                    |  |                                     |
|           | Flat Top Freezer 2 Sliding Lids Low E Glass Fan Cond R290 Castor EMS | 785             | 2050 | 950                                  | -  | Down to -18                         |
|           | Capacity : 862 Litres  | Baskets : 4     |      | Energy Consumption (kwh/24hrs) : 5.9 |  |                                     |



## PIZZA TOP

### UNDER-BAR FRIDGES



EB2550PG 1



EB2550PS 2



| 1 EB2550PG | Description   | Dimensions (mm) |      |                                       | Packout Per Shelf<br>2L/Cans(330ml)<br>Single/Double | Temperature<br>Range<br>(Degrees C) |
|------------|---|-----------------|------|---------------------------------------|--|-------------------------------------|
|            |   | H               | W    | D                                     |  |                                     |
|            | 3.5 Swing Glass Door Pizza Top R290 S/S Exterior Castor EMS | 1035            | 2415 | 780                                   | -  | 2 - 7                               |
|            | Capacity : 909 Litres                                       | Shelves : 3     |      | Energy Consumption (kwh/24hrs) : 3.84 |  |                                     |

| 2 EB2550PS | Description   | Dimensions (mm) |      |                                       | Packout Per Shelf<br>2L/Cans(330ml)<br>Single/Double | Temperature<br>Range<br>(Degrees C) |
|------------|---|-----------------|------|---------------------------------------|--|-------------------------------------|
|            |   | H               | W    | D                                     |  |                                     |
|            | 3.5 Swing Solid Door Pizza Top R290 S/S Exterior Castor EMS | 1035            | 2415 | 740                                   | -  | 2 - 7                               |
|            | Capacity : 909 Litres                                       | Shelves : 3     |      | Energy Consumption (kwh/24hrs) : 3.84 |  |                                     |

Photo for illustration purposes only. Actual unit may differ. E and CE. Subject to change without notice. Height incl feet. Depth incl condenser.

- Low E Glass Lids
- Environmental Refrigerants
- Electric Temperature Control



## UNDER-BAR FRIDGES

Sept 2022

" HOME TO ENERGY EFFICIENT REFRIGERATION PRODUCTS "



EB 2550SG 3



EB 2550SS 4



| 3 EB 2550SG | Description   | Dimensions (mm) |      |                                       | Packout Per Shelf<br>2L/Cans(330ml)<br>Single/Double | Temperature<br>Range<br>(Degrees C) |
|-------------|---|-----------------|------|---------------------------------------|--|-------------------------------------|
|             |   | H               | W    | D                                     |  |                                     |
|             | 3.5 Swing Glass Door Underbar Fridge R290 S/S Exterior Castor EMS | 910             | 2415 | 780                                   | -  | 2 - 7                               |
|             | Capacity : 853 Litres   | Shelves : 3     |      | Energy Consumption (kwh/24hrs) : 3.84 |  |                                     |

| 4 EB 2550SS | Description   | Dimensions (mm) |      |                                       | Packout Per Shelf<br>2L/Cans(330ml)<br>Single/Double | Temperature<br>Range<br>(Degrees C) |
|-------------|---|-----------------|------|---------------------------------------|--|-------------------------------------|
|             |   | H               | W    | D                                     |  |                                     |
|             | 3.5 Swing Solid Door Underbar Fridge R290 S/S Exterior Castor EMS | 910             | 2415 | 740                                   | -  | 2 - 7                               |
|             | Capacity : 853 Litres   | Shelves : 3     |      | Energy Consumption (kwh/24hrs) : 3.84 |  |                                     |



EB1850PG 5



EB1850PS 6



| 5 EB1850PG | Description   | Dimensions (mm) |      |                                       | Packout Per Shelf<br>2L/Cans(330ml)<br>Single/Double | Temperature<br>Range<br>(Degrees C) |
|------------|---|-----------------|------|---------------------------------------|--|-------------------------------------|
|            |   | H               | W    | D                                     |  |                                     |
|            | 2.5 Swing Glass Door Pizza Top R290 S/S Exterior Castor EMS | 1035            | 1825 | 780                                   | -  | 2 - 7                               |
|            | Capacity : 651 Litres                                       | Shelves : 2     |      | Energy Consumption (kwh/24hrs) : 3.54 |  |                                     |

| 6 EB1850PS | Description   | Dimensions (mm) |      |                                       | Packout Per Shelf<br>2L/Cans(330ml)<br>Single/Double | Temperature<br>Range<br>(Degrees C) |
|------------|---|-----------------|------|---------------------------------------|--|-------------------------------------|
|            |   | H               | W    | D                                     |  |                                     |
|            | 2.5 Swing Solid Door Pizza Top R290 S/S Exterior Castor EMS | 1035            | 1825 | 740                                   | -  | 2 - 7                               |
|            | Capacity : 651 Litres                                       | Shelves : 2     |      | Energy Consumption (kwh/24hrs) : 3.54 |  |                                     |

Photos for illustration purposes only. Actual unit may differ. E and CE. Subject to change without notice. Height incl feet. Depth incl condenser.

- Low Energy LED Lighting
- Self Closing Doors
- Environmental Refrigerants
- Electric Temperature Control





## UNDER-BAR FRIDGES

Sept 2022

" HOME TO ENERGY EFFICIENT REFRIGERATION PRODUCTS "



ER 1850SG 7



ER 1850SS 8



| 7 | ER 1850SG | Description   | Dimensions (mm) |      |                                       | Packout Per Shelf<br>2L/Cans(330ml)<br>Single/Double | Temperature<br>Range<br>(Degrees C) |
|---|-----------|---|-----------------|------|---------------------------------------|--|-------------------------------------|
|   |           |   | H               | W    | D                                     |  |                                     |
|   |           | 2.5 Swing Glass Door Underbar Fridge R290 S/S Exterior Castor EMS | 910             | 1825 | 780                                   | -  | 2 - 7                               |
|   |           | Capacity : 610 Litres   | Shelves : 2     |      | Energy Consumption (kwh/24hrs) : 3.54 |  |                                     |

| 8 | ER 1850SS | Description   | Dimensions (mm) |      |                                       | Packout Per Shelf<br>2L/Cans(330ml)<br>Single/Double | Temperature<br>Range<br>(Degrees C) |
|---|-----------|---|-----------------|------|---------------------------------------|--|-------------------------------------|
|   |           |   | H               | W    | D                                     |  |                                     |
|   |           | 2.5 Swing Solid Door Underbar Fridge R290 S/S Exterior Castor EMS | 910             | 1825 | 740                                   | -  | 2 - 7                               |
|   |           | Capacity : 610 Litres   | Shelves : 2     |      | Energy Consumption (kwh/24hrs) : 3.54 |  |                                     |

Photos for illustration purposes only. Actual unit may differ. E and CE. Subject to change without notice. Height incl feet. Depth incl condenser.

- Low Energy LED Lighting
- Self Closing Doors
- Environmental Refrigerants
- Electric Temperature Control



## CHEST FREEZERS

Sept 2022

" HOME TO ENERGY EFFICIENT REFRIGERATION PRODUCTS "



CS 315 1



CS 215 2



| 1 CS 315 | Description  | Dimensions (mm) |      |                                       | Packout Per Shelf<br>2L/Cans(330ml)<br>Single/Double | Temperature<br>Range<br>(Degrees C) |
|----------|--|-----------------|------|---------------------------------------|--|-------------------------------------|
|          |  | H               | W    | D                                     |  |                                     |
|          | Chest Freezer Multimode T/Stat "Granite" Lid Recessed Handle Backwall Cond R600A | 865             | 1070 | 540                                   | -  | FRG 2-7 FRZ -18                     |
|          | Capacity : 275 Litres  | Baskets : 1     |      | Energy Consumption (kwh/24hrs) : 1.14 |  |                                     |

| 2 CS 215 | Description  | Dimensions (mm) |     |                                       | Packout Per Shelf<br>2L/Cans(330ml)<br>Single/Double | Temperature<br>Range<br>(Degrees C) |
|----------|--|-----------------|-----|---------------------------------------|--|-------------------------------------|
|          |  | H               | W   | D                                     |  |                                     |
|          | Chest Freezer Multimode T/Stat "Granite" Lid Recessed Handle Backwall Cond R600A | 865             | 760 | 540                                   | -  | FRG 2-7 FRZ -18                     |
|          | Capacity : 180 Litres  | Baskets : 1     |     | Energy Consumption (kwh/24hrs) : 0.92 |  |                                     |



CS 125 3



| 3 CS 125 | Description  | Dimensions (mm) |     |                                       | Packout Per Shelf<br>2L/Cans(330ml)<br>Single/Double | Temperature<br>Range<br>(Degrees C) |
|----------|--|-----------------|-----|---------------------------------------|--|-------------------------------------|
|          |  | H               | W   | D                                     |  |                                     |
|          | Chest Freezer Multimode T/Stat "Granite" Lid Recessed Handle Backwall Cond R600A | 865             | 465 | 540                                   | -  | FRG 2-7 FRZ -18                     |
|          | Capacity : 100 Litres  | Baskets : 1     |     | Energy Consumption (kwh/24hrs) : 0.60 |  |                                     |

Photo for illustration purposes only. Actual unit may differ. E and OE. Subject to change without notice. Height incl feet. Depth incl condenser.

- Fixed Non - Slip feet
- Fridge/Freezer Mode



## CHEST FREEZERS

Sept 2022

" HOME TO ENERGY EFFICIENT REFRIGERATION PRODUCTS "



CF 120 4



CF 210 5



| 4 CF 120 | Description  | Dimensions (mm) |     |                                       | Packout Per Shelf<br>2L/Cans(330ml)<br>Single/Double | Temperature<br>Range<br>(Degrees C) |
|----------|--|-----------------|-----|---------------------------------------|--|-------------------------------------|
|          |  | H               | W   | D                                     |  |                                     |
|          | Chest Freezer Multimode T/Stat "Granite" Lid Grab Handle Backwall Cond R600A | 865             | 463 | 617                                   | -  | FRG 2-7 FRZ -18                     |
|          | Capacity : 110 Litres  | Baskets : 1     |     | Energy Consumption (kwh/24hrs) : 0.60 |  |                                     |

| 5 CF 210 | Description  | Dimensions (mm) |     |                                       | Packout Per Shelf<br>2L/Cans(330ml)<br>Single/Double | Temperature<br>Range<br>(Degrees C) |
|----------|--|-----------------|-----|---------------------------------------|--|-------------------------------------|
|          |  | H               | W   | D                                     |  |                                     |
|          | Chest Freezer Multimode T/Stat "Granite" Lid Grab Handle Backwall Cond R600A | 865             | 753 | 617                                   | -  | FRG 2-7 FRZ -18                     |
|          | Capacity : 199 Litres  | Baskets : 1     |     | Energy Consumption (kwh/24hrs) : 0.92 |  |                                     |



CF 310 6



CF 485 7



| 6 CF 310 | Description  | Dimensions (mm) |      |                                       | Packout Per Shelf<br>2L/Cans(330ml)<br>Single/Double | Temperature<br>Range<br>(Degrees C) |
|----------|--|-----------------|------|---------------------------------------|--|-------------------------------------|
|          |  | H               | W    | D                                     |  |                                     |
|          | Chest Freezer Multimode T/Stat "Granite" Lid Grab Handle Backwall Cond R600A | 865             | 1063 | 617                                   | -  | FRG 2-7 FRZ -18                     |
|          | Capacity : 299 Litres  | Baskets : 2     |      | Energy Consumption (kwh/24hrs) : 1.14 |  |                                     |

| 7 CF 485 | Description   | Dimensions (mm) |      |                                       | Packout Per Shelf<br>2L/Cans(330ml)<br>Single/Double | Temperature<br>Range<br>(Degrees C) |
|----------|---|-----------------|------|---------------------------------------|--|-------------------------------------|
|          |   | H               | W    | D                                     |  |                                     |
|          | Chest Freezer Multimode T/Stat "Granite" Lid Lockable Grab Handle Backwall Cond R600A | 865             | 1255 | 735                                   | -  | FRG 2-7 FRZ -18                     |
|          | Capacity : 443 Litres   | Baskets : 3     |      | Energy Consumption (kwh/24hrs) : 1.35 |  |                                     |

Photo for illustration purposes only. Actual unit may differ. E and OE. Subject to change without notice. Height incl feet. Depth incl condenser.

- Fixed Non - Slip feet
- Fridge/Freezer Mode





## CHEST FREEZERS

" HOME TO ENERGY EFFICIENT REFRIGERATION PRODUCTS "



CF 535 8



CF 590 9



| 8   CF 535 | Description   | Dimensions (mm) |      |                                       | Packout Per Shelf<br>2L/Cans(330ml)<br>Single/Double | Temperature<br>Range<br>(Degrees C) |
|------------|---|-----------------|------|---------------------------------------|--|-------------------------------------|
|            |   | H               | W    | D                                     |  |                                     |
|            | Chest Freezer Multimode T/Stat "Granite" Lid Lockable Grab Handle Backwall Cond R600A | 865             | 1453 | 735                                   | -  | FRG 2-7 FRZ -18                     |
|            | Capacity : 505 Litres   | Baskets : 3     |      | Energy Consumption (kwh/24hrs) : 1.51 |  |                                     |

| 9   CF 590 | Description   | Dimensions (mm) |      |                                       | Packout Per Shelf<br>2L/Cans(330ml)<br>Single/Double | Temperature<br>Range<br>(Degrees C) |
|------------|---|-----------------|------|---------------------------------------|--|-------------------------------------|
|            |   | H               | W    | D                                     |  |                                     |
|            | Chest Freezer Multimode T/Stat "Granite" Lid Lockable Grab Handle Backwall Cond R600A | 865             | 1635 | 735                                   | -  | FRG 2-7 FRZ -18                     |
|            | Capacity : 579 Litres   | Baskets : 3     |      | Energy Consumption (kwh/24hrs) : 1.57 |  |                                     |



VC 520 10



CE 130 11



| 10   VC 520 | Description   | Dimensions (mm) |      |                                      | Packout Per Shelf<br>2L/Cans(330ml)<br>Single/Double | Temperature<br>Range<br>(Degrees C) |
|-------------|---|-----------------|------|--------------------------------------|--|-------------------------------------|
|             |   | H               | W    | D                                    |  |                                     |
|             | Chest Freezer Multimode T/Stat "Granite" Lid Lockable Grab Handle Fan Cond R290 | 865             | 1453 | 735                                  | -  | FRG 2-7 FRZ -18                     |
|             | Capacity : 505 Litres   | Baskets : 3     |      | Energy Consumption (kwh/24hrs) : 4.2 |  |                                     |

| 11   CE 130 | Description  | Dimensions (mm) |     |                                       | Packout Per Shelf<br>2L/Cans(330ml)<br>Single/Double | Temperature<br>Range<br>(Degrees C) |
|-------------|--|-----------------|-----|---------------------------------------|--|-------------------------------------|
|             |  | H               | W   | D                                     |  |                                     |
|             | Chest Freezer Multimode T/Stat "Granite" Lid Recessed Handle Skin Cond R600A | 865             | 590 | 520                                   | -  | FRG 2-7 FRZ -18                     |
|             | Capacity : 95 Litres   | Baskets : 1     |     | Energy Consumption (kwh/24hrs) : 0.60 |  |                                     |

Photo for illustration purposes only. Actual unit may differ. E and CE. Subject to change without notice. Height incl feet. Depth incl condenser.

- Fixed Non - Slip feet
- Fridge/Freezer Mode







## CHEST FREEZERS

Sept 2022

" HOME TO ENERGY EFFICIENT REFRIGERATION PRODUCTS "



CE 200 12



CE 230 13

| 12 CE 200 | Description  | Dimensions (mm) |     |                                       | Packout Per Shelf<br>2L/Cans(330ml)<br>Single/Double | Temperature<br>Range<br>(Degrees C) |
|-----------|--|-----------------|-----|---------------------------------------|--|-------------------------------------|
|           |  | H               | W   | D                                     |  |                                     |
|           | Chest Freezer Multimode T/Stat "Granite" Lid Recessed Handle Skin Cond R600A | 865             | 775 | 540                                   | -  | FRG 2-7 FRZ -18                     |
|           | Capacity : 145 Litres  | Baskets : 1     |     | Energy Consumption (kwh/24hrs) : 0.92 |  |                                     |

| 13 CE 230 | Description  | Dimensions (mm) |     |                                       | Packout Per Shelf<br>2L/Cans(330ml)<br>Single/Double | Temperature<br>Range<br>(Degrees C) |
|-----------|--|-----------------|-----|---------------------------------------|--|-------------------------------------|
|           |  | H               | W   | D                                     |  |                                     |
|           | Chest Freezer Multimode T/Stat "Granite" Lid Grab Handle Skin Cond R600A | 865             | 810 | 640                                   | -  | FRG 2-7 FRZ -18                     |
|           | Capacity : 195 Litres  | Baskets : 1     |     | Energy Consumption (kwh/24hrs) : 0.92 |  |                                     |



CE 330 14

CE 430 15

| 14 CE 330 | Description  | Dimensions (mm) |      |                                       | Packout Per Shelf<br>2L/Cans(330ml)<br>Single/Double | Temperature<br>Range<br>(Degrees C) |
|-----------|--|-----------------|------|---------------------------------------|--|-------------------------------------|
|           |  | H               | W    | D                                     |  |                                     |
|           | Chest Freezer Multimode T/Stat "Granite" Lid Grab Handle Skin Cond R600A | 865             | 1095 | 640                                   | -  | FRG 2-7 FRZ -18                     |
|           | Capacity : 290 Litres  | Baskets : 2     |      | Energy Consumption (kwh/24hrs) : 1.14 |  |                                     |

| 15 CE 430 | Description  | Dimensions (mm) |      |                                       | Packout Per Shelf<br>2L/Cans(330ml)<br>Single/Double | Temperature<br>Range<br>(Degrees C) |
|-----------|--|-----------------|------|---------------------------------------|--|-------------------------------------|
|           |  | H               | W    | D                                     |  |                                     |
|           | Chest Freezer Multimode T/Stat "Granite" Lid Grab Handle Backwall Cond R600A | 865             | 1395 | 670                                   | -  | FRG 2-7 FRZ -18                     |
|           | Capacity : 390 Litres  | Baskets : 3     |      | Energy Consumption (kwh/24hrs) : 1.35 |  |                                     |

Photo for illustration purposes only. Actual unit may differ. E and OE. Subject to change without notice. Height incl feet. Depth incl condenser.

- Fixed Non - Slip feet
- Fridge/Freezer Mode



## CHEST FREEZERS

Sept 2022

" HOME TO ENERGY EFFICIENT REFRIGERATION PRODUCTS "



**CE 530** 16

**CE 630** 17

| 16 <b>CE 530</b> | Description  | Dimensions (mm) |      |                                       | Packout Per Shelf<br>2L/Cans(330ml)<br>Single/Double | Temperature<br>Range<br>(Degrees C) |
|------------------|--|-----------------|------|---------------------------------------|--|-------------------------------------|
|                  |  | H               | W    | D                                     |  |                                     |
|                  | Chest Freezer Multimode T/Stat "Granite" Lid Grab Handle Backwall Cond R600A | 865             | 1695 | 670                                   | -  | FRG 2-7 FRZ -18                     |
|                  | Capacity : 490 Litres  | Baskets : 3     |      | Energy Consumption (kwh/24hrs) : 1.51 |  |                                     |

| 17 <b>CE 630</b> | Description  | Dimensions (mm) |      |                                       | Packout Per Shelf<br>2L/Cans(330ml)<br>Single/Double | Temperature<br>Range<br>(Degrees C) |
|------------------|--|-----------------|------|---------------------------------------|--|-------------------------------------|
|                  |  | H               | W    | D                                     |  |                                     |
|                  | Chest Freezer Multimode T/Stat "Granite" Lid Grab Handle Backwall Cond R600A | 865             | 1860 | 670                                   | -  | FRG 2-7 FRZ -18                     |
|                  | Capacity : 545 Litres  | Baskets : 3     |      | Energy Consumption (kwh/24hrs) : 1.57 |  |                                     |



**CH 130** 18

| 18 <b>CH 130</b> | Description   | Dimensions (mm) |     |                                       | Packout Per Shelf<br>2L/Cans(330ml)<br>Single/Double | Temperature<br>Range<br>(Degrees C) |
|------------------|---|-----------------|-----|---------------------------------------|--|-------------------------------------|
|                  |   | H               | W   | D                                     |  |                                     |
|                  | Chest Freezer Multimode T/Stat "Granite" Lid Recessed Backwall Cond R600A | 865             | 530 | 520                                   | -  | FRG 2-7 FRZ -18                     |
|                  | Capacity : 106 Litres   | Baskets : 1     |     | Energy Consumption (kwh/24hrs) : 0.60 |  |                                     |

Photo for illustration purposes only. Actual unit may differ. E and CE. Subject to change without notice. Height incl feet. Depth incl condenser.

• Fixed Non - Slip feet

• Fridge/Freezer Mode



## SOLAR CHEST FREEZERS

Sept 2022

" HOME TO ENERGY EFFICIENT REFRIGERATION PRODUCTS "



LC 86 1



LC 87 2



| 1 LC 86 | Description   | Dimensions (mm) |     |                                    | Packout Per Shelf<br>2L/Cans(330ml)<br>Single/Double | Temperature<br>Range<br>(Degrees C) |
|---------|---|-----------------|-----|------------------------------------|--|-------------------------------------|
|         |   | H               | W   | D                                  |  |                                     |
|         | C/FZ R550CF R600A White Exterior Fan Cond EMS Granite Top 12V DF BD35COMP | 870             | 800 | 620                                | -  | FRG 2-7 FRZ -18                     |
|         | Capacity : 86 Litres  | Baskets : 1     |     | Energy Consumption (kwh/24hrs) : - |  |                                     |

| 2 LC 87 | Description   | Dimensions (mm) |     |                                    | Packout Per Shelf<br>2L/Cans(330ml)<br>Single/Double | Temperature<br>Range<br>(Degrees C) |
|---------|---|-----------------|-----|------------------------------------|--|-------------------------------------|
|         |   | H               | W   | D                                  |  |                                     |
|         | C/FZ R550CF R600A White Exterior Fan Cond EMS Granite Top 12V DF BD35COMP Eutetic | 870             | 800 | 620                                | -  | FRG 2-7 FRZ -18                     |
|         | Capacity : 86 Litres  | Baskets : 1     |     | Energy Consumption (kwh/24hrs) : - |  |                                     |



LC 120 3



LC 121 4



| 3 LC 120 | Description   | Dimensions (mm) |     |                                    | Packout Per Shelf<br>2L/Cans(330ml)<br>Single/Double | Temperature<br>Range<br>(Degrees C) |
|----------|---|-----------------|-----|------------------------------------|--|-------------------------------------|
|          |   | H               | W   | D                                  |  |                                     |
|          | C/FZ R550CF R600A White Exterior Fan Cond EMS Granite Top 12V DF BD35COMP | 870             | 460 | 620                                | -  | FRG 2-7 FRZ -18                     |
|          | Capacity : 104 Litres   | Baskets : 1     |     | Energy Consumption (kwh/24hrs) : - |  |                                     |

| 4 LC 121 | Description   | Dimensions (mm) |     |                                    | Packout Per Shelf<br>2L/Cans(330ml)<br>Single/Double | Temperature<br>Range<br>(Degrees C) |
|----------|---|-----------------|-----|------------------------------------|--|-------------------------------------|
|          |   | H               | W   | D                                  |  |                                     |
|          | C/FZ R550CF R600A White Exterior Fan Cond EMS Granite Top 12V DF BD35COMP Eutetic | 870             | 460 | 620                                | -  | FRG 2-7 FRZ -18                     |
|          | Capacity : 104 Litres   | Baskets : 1     |     | Energy Consumption (kwh/24hrs) : - |  |                                     |

Photo for illustration purposes only. Actual unit may differ. E and DE. Subject to change without notice. Height incl feet. Depth incl condenser.

- Fixed Non - Slip feet
- Fridge/Freezer Mode





## SOLAR CHEST FREEZERS

Sept 2022

" HOME TO ENERGY EFFICIENT REFRIGERATION PRODUCTS "



LC 220 5



LC 221 6



| 5 LC 220 | Description  | Dimensions (mm) |     |                                    | Packout Per Shelf<br>2L/Cans(330ml)<br>Single/Double | Temperature<br>Range<br>(Degrees C) |
|----------|--|-----------------|-----|------------------------------------|--|-------------------------------------|
|          |  | H               | W   | D                                  |  |                                     |
|          | C/FZ R550CF R600A White Exterior Fan Cond EMS Granite Top 12V DF BD35 COMP | 870             | 800 | 620                                | -  | FRG 2-7 FRZ -18                     |
|          | Capacity : 197 Litres  | Baskets : 1     |     | Energy Consumption (kwh/24hrs) : - |  |                                     |

| 6 LC 221 | Description  | Dimensions (mm) |     |                                    | Packout Per Shelf<br>2L/Cans(330ml)<br>Single/Double | Temperature<br>Range<br>(Degrees C) |
|----------|--|-----------------|-----|------------------------------------|--|-------------------------------------|
|          |  | H               | W   | D                                  |  |                                     |
|          | C/FZ R550CF R600A White Exterior Fan Cond EMS Granite Top 12V DF BD35 COMP | 870             | 800 | 620                                | -  | FRG 2-7 FRZ -18                     |
|          | Capacity : 197   | Baskets : 1     |     | Energy Consumption (kwh/24hrs) : - |  |                                     |

Photo for illustration purposes only. Actual unit may differ. E and OE. Subject to change without notice. Height incl feet. Depth incl condenser.

- Fixed Non - Slip feet
- Fridge/Freezer Mode





## 12V DC CHEST FREEZERS

Sept 2022

" HOME TO ENERGY EFFICIENT REFRIGERATION PRODUCTS "



| 1 | LC 45 | Description  | Dimensions (mm) |     |                                    | Packout Per Shelf<br>2L/Cans(330ml)<br>Single/Double | Temperature<br>Range<br>(Degrees C) |
|---|-------|--|-----------------|-----|------------------------------------|--|-------------------------------------|
|   |       |  | H               | W   | D                                  |  |                                     |
|   |       | C/FZ R600A White Exterior Fan Cond EMS Stainless Top 12V DC Anoudan COMP   | 340             | 500 | 300                                | -  | FRG 2-7 FRZ -18                     |
|   |       | Capacity : 39 Litres   | Baskets : 1     |     | Energy Consumption (kwh/24hrs) : - |  |                                     |
| 2 | LC 90 | Description  | Dimensions (mm) |     |                                    | Packout Per Shelf<br>2L/Cans(330ml)<br>Single/Double | Temperature<br>Range<br>(Degrees C) |
|   |       |  | H               | W   | D                                  |  |                                     |
|   |       | C/FZ R550CF R600A White Exterior Fan Cond EMS Granite Top 12V AD ZH35 COMP | 870             | 800 | 620                                | -  | FRG 2-7 FRZ -18                     |
|   |       | Capacity : 86 Litres   | Baskets : 1     |     | Energy Consumption (kwh/24hrs) : - |  |                                     |



| 3 | LC 91  | Description  | Dimensions (mm) |     |                                    | Packout Per Shelf<br>2L/Cans(330ml)<br>Single/Double | Temperature<br>Range<br>(Degrees C) |
|---|--------|--|-----------------|-----|------------------------------------|--|-------------------------------------|
|   |        |  | H               | W   | D                                  |  |                                     |
|   |        | C/FZ R550CF R600A White Exterior Back Cond Multimode T/Stat Granite Top 12V AD ZH35 COMP | 870             | 800 | 620                                | -  | FRG 2-7 FRZ -18                     |
|   |        | Capacity : 86 Litres   | Baskets : 1     |     | Energy Consumption (kwh/24hrs) : - |  |                                     |
| 4 | LC 125 | Description  | Dimensions (mm) |     |                                    | Packout Per Shelf<br>2L/Cans(330ml)<br>Single/Double | Temperature<br>Range<br>(Degrees C) |
|   |        |  | H               | W   | D                                  |  |                                     |
|   |        | C/FZ R550CF R600A White Exterior Fan Cond EMS Granite Top 12V AD ZH35 COMP               | 870             | 460 | 620                                | -  | FRG 2-7 FRZ -18                     |
|   |        | Capacity : 104 Litres  | Baskets : 1     |     | Energy Consumption (kwh/24hrs) : - |  |                                     |

Photo for illustration purposes only. Actual unit may differ. E and CE. Subject to change without notice. Height incl feet. Depth incl condenser.

- Fixed Non - Slip feet
- Fridge/Freezer Mode



" HOME TO ENERGY EFFICIENT REFRIGERATION PRODUCTS "



LC 126 5

LC 216 6



| 4 | LC 126 | Description  | Dimensions (mm) |     |                                    | Packout Per Shelf<br>2L/Cans(330ml)<br>Single/Double | Temperature<br>Range<br>(Degrees C) |
|---|--------|--|-----------------|-----|------------------------------------|--|-------------------------------------|
|   |        |  | H               | W   | D                                  |  |                                     |
|   |        | C/FZ R550CF R600A White Exterior Back Cond T/Stat Granite Top 12V AD ZH35 COMP | 870             | 460 | 620                                | -  | FRG 2-7 FRZ -18                     |
|   |        | Capacity : 104 Litres  | Baskets : 1     |     | Energy Consumption (kwh/24hrs) : - |  |                                     |

| 9 | LC 216 | Description  | Dimensions (mm) |     |                                      | Packout Per Shelf<br>2L/Cans(330ml)<br>Single/Double | Temperature<br>Range<br>(Degrees C) |
|---|--------|--|-----------------|-----|--------------------------------------|--|-------------------------------------|
|   |        |  | H               | W   | D                                    |  |                                     |
|   |        | C/FZ R550CF R600A White Exterior Back Cond Multimode T/Stat Granite Top 12V AD ZH35 COMP | 865             | 753 | 617                                  | -  | FRG 2-7 FRZ -18                     |
|   |        | Capacity : 194 Litres  | Baskets : 1     |     | Energy Consumption (kwh/24hrs) : 1.2 |  |                                     |



LC 225 7



LC 226 8



| 7 | LC 225 | Description  | Dimensions (mm) |     |                                    | Packout Per Shelf<br>2L/Cans(330ml)<br>Single/Double | Temperature<br>Range<br>(Degrees C) |
|---|--------|--|-----------------|-----|------------------------------------|--|-------------------------------------|
|   |        |  | H               | W   | D                                  |  |                                     |
|   |        | C/FZ R550CF R600A White Exterior Fan Cond EM5 Granite Top 12V AD ZH35 COMP | 870             | 800 | 620                                | -  | FRG 2-7 FRZ -18                     |
|   |        | Capacity : 197 Litres  | Baskets : 1     |     | Energy Consumption (kwh/24hrs) : - |  |                                     |

| 8 | LC 226 | Description  | Dimensions (mm) |     |  | Packout Per Shelf<br>2L/Cans(330ml)<br>Single/Double | Temperature<br>Range<br>(Degrees C) |
|---|--------|--|-----------------|-----|--|--|-------------------------------------|
|   |        |  | H               | W   | D                                      |  |                                     |
|   |        | C/FZ R550CF R600A White Exterior Back Cond Multimode T/Stat Granite Top 12V AD ZH35 COMP | 870             | 800 | 620                                    | -  | FRG 2-7 FRZ -18                     |
|   |        | Capacity : 197 Litres  | Baskets : 1     |     | Energy Consumption (kwh/24hrs) : 0.154 |  |                                     |

Photo for illustration purposes only. Actual unit may differ. E and CE. Subject to change without notice. Height incl feet. Depth incl condenser

- Fixed Non - Slip feet
- Fridge/Freezer Mode










## ICE BOXES

" HOME TO ENERGY EFFICIENT REFRIGERATION PRODUCTS "



**LI 25** 1





**LI 40** 2

| Description                                 | Dimensions (mm) |         |         | Temperature Range (Degrees C) |
|---|-----------------|---------|---------|-------------------------------|
|   | H               | W       | D       |                               |
| Cooler Box Granite Top Sturdy Carry Handles | 395             | 515/600 | 320/410 | Cooler Box                    |

Capacity : 25/40 Litres      Shelves : None




## DOMESTIC FRIDGE FREEZERS

" HOME TO ENERGY EFFICIENT REFRIGERATION PRODUCTS "

**1** **BN 225**

| Description   | Dimensions (mm) |     |     | Packout Per Shelf 2L/Cans(330ml) Single/Double | Temperature Range (Degrees C) |
|---|-----------------|-----|-----|--|-------------------------------|
|   | H               | W   | D   |  |                               |
| B/Fridge Freezer R470DL R600a White/Grey Exterior Endcap Handle | 1490            | 475 | 595 | -  | FRG 2-7/FRZ -18               |


Capacity : 205 Litres      Baskets/Shelves : 2      Energy Consumption (kwh/24hrs) : 0.92



**2** **BS 308**

| Description   | Dimensions (mm) |     |     | Packout Per Shelf 2L/Cans(330ml) Single/Double | Temperature Range (Degrees C) |
|---|-----------------|-----|-----|--|-------------------------------|
|   | H               | W   | D   |  |                               |
| B/Fridge Freezer R550SL R600a White/Grey Exterior Endcap Handle | 1637            | 552 | 605 | -  | FRG 2-7/FRZ -18               |

Capacity : 275 Litres      Baskets/Shelves : 3      Energy Consumption (kwh/24hrs) : 1.29



**3** **TS 180**

| Description   | Dimensions (mm) |     |     | Packout Per Shelf 2L/Cans(330ml) Single/Double | Temperature Range (Degrees C) |
|---|-----------------|-----|-----|--|-------------------------------|
|   | H               | W   | D   |  |                               |
| T/FZ R470SL R600a White/Grey Exterior Endcap Handle | 1550            | 475 | 500 | -  | FRG 2-7/FRZ -18               |

Capacity : 176 Litres      Baskets/Shelves : 2      Energy Consumption (kwh/24hrs) : 0.61




Photo for illustration purposes only. Actual unit may differ. H and DE. Subject to change without notice. Height incl feet. Depth incl condenser.





- Low Energy LED Lighting
- Environmental Refrigerants



# Gourmet



Crystal clear, pure, hard and long-lasting ice cubes.  
Ideal for up-scale operations such as hotels, fine dining, specialty coffee and high-end bars.  
Its fast cooling action and slow dilution keep drinks chilled for a long time.

|   | Standard  |   |   |
|---|---|---|---|
|  |  |  |  |
| <b>Small Gourmet</b>  | <b>Medium Gourmet</b>   | <b>Large Gourmet</b>  | <b>Extra Large Gourmet</b>  |
| 8 g - Ø 21 mm<br>H 25 mm  | 20 g - Ø 30 mm<br>H 34 mm   | 39 g - Ø 38 mm<br>H 41 mm   | 60 g - Ø 44 mm<br>H 46 mm   |



**EC SERIES**



**EC 46**  
**Cube size:**  
 Medium cube  
**Condensing system:**  
 Air cooled  
 Water cooled  
**Max daily production:**  
 25 kg Medium cubes  
**\*Legs not included**

**EC 56**  
**Cube size:**  
 Small cube  
 Medium cube  
 Large cube  
**Condensing system:**  
 Air cooled  
 Water cooled  
**Max daily production:**  
 32 kg Medium cubes  
**\*Legs not included**

**EC 86**  
**Cube size:**  
 Small cube  
 Medium cube  
 Large cube  
**Condensing system:**  
 Air cooled  
 Water cooled  
**Max daily production:**  
 38 kg Medium cubes

**EC 106**  
**Cube size:**  
 Medium cube  
 Large cube  
**Condensing system:**  
 Air cooled  
 Water cooled  
**Max daily production:**  
 50 kg Medium cubes



**Storage bin capacity:**  
 9 kg  
**Dimensions:**  
 W 386 mm  
 D 600 mm  
 H 645 mm

**Storage bin capacity:**  
 12 kg  
**Dimensions:**  
 W 386 mm  
 D 600 mm  
 H 695 mm

**Storage bin capacity:**  
 19 kg  
**Dimensions:**  
 W 531 mm  
 D 600 mm  
 H 785 mm / 825 mm with legs

**Storage bin capacity:**  
 23 kg  
**Dimensions:**  
 W 531 mm  
 D 600 mm  
 H 840 mm / 930 mm with legs

**Agion:** the technology that makes products cleaner and longer lasting with built-in protection working 24/7 to resist the growth of microbes and the development of unpleasant odours.

**Clean alert:** advises with a blink when it's time to clean the filter.

**Front access condenser air filter:** a do-it-yourself cleaning operation that saves time and money and makes your ice maker live longer.

**Individual transparent solid cube:** each single cube is an artwork: crystal clear and perfectly shaped, faithful to the Scotsman tradition.

**Scale accumulation preventing system:** traps ice makers' enemy No. 1 in one place and makes it harmless.

**Ergonomic access to ice with sliding disappearing door:** one-touch door lift, makes barman's life significantly easier.

**PWD - Progressive Water Discharge:** pumps excess residual water up to a distance of 15 meters.

**Built-in storage bin:** allows most under counter installations for easier fit-in solutions.

**Maximum productions shown are calculated at 10° C ambient /10° C water temperature conditions.**

#### EC 126

**Cube size:**

Medium cube

Large cube

**Condensing system:**

Air cooled

Water cooled

**Max daily production:**

70 kg Medium cubes

#### EC 176

**Cube size:**

Small cube

Medium cube

Large cube

**Condensing system:**

Air cooled

Water cooled

**Max daily production:**

85 kg Medium cubes

#### EC 206

**Cube size:**

Small cube

Medium cube

Large cube

Extra Large cube

**Condensing system:**

Air cooled

Water cooled

**Max daily production:**

130 kg Medium cubes

#### EC 226

**Cube size:**

Small cube

Medium cube

Large cube

**Condensing system:**

Air cooled

Water cooled

**Max daily production:**

145 kg Medium cubes



**Storage bin capacity:**

39 kg

**Dimensions:**

W 680 mm

D 600 mm

H 920 mm / 1009 mm with legs

**Storage bin capacity:**

48 kg

**Dimensions:**

W 680 mm

D 600 mm

H 990 mm / 1079 mm with legs

**Storage bin capacity:**

50 kg

**Dimensions:**

W 1250 mm

D 622 mm

H 779 mm / 809 mm with legs

**Storage bin capacity:**

70 kg

**Dimensions:**

W 1078 mm

D 719 mm

H 1004 mm / 1082 mm with legs

## MXG SERIES



### **MXG 328**

**Cube size:**

Small cube  
Medium cube  
Large cube

**Condensing system:**

Air cooled  
Water cooled

**Max daily production:**

150 kg Medium cubes

### **MXG 438**

**Cube size:**

Small cube  
Medium cube  
Large cube

**Condensing system:**

Air cooled  
Water cooled

**Max daily production:**

190 kg Medium cubes



**Dimensions (Head only):**

W 568 mm  
D 704 mm  
H 721 mm

**Recommended bins:**

B150



**Dimensions (Head only):**

W 773 mm  
D 705 mm  
H 721 mm

**Recommended bins:**

B220

**Agion:** the technology that makes products cleaner and longer lasting with built-in protection working 24/7 to resist the growth of microbes and the development of unpleasant odours.

**External indicator lights:** keep ice maker's operations under constant surveillance.

**Front access condenser air filter:** a do-it-yourself cleaning operation that saves time and money and makes your ice maker live longer.

**Global standard footprint:** strictly follows international imperial standards commonly adopted in the industry of reference.

**Clean alert:** advises with a blink when it's time to clean the filter.

**Individual transparent solid cube:** each single cube is an artwork: crystal clear and perfectly shaped, faithful to the Scotsman tradition.

**Head only ice maker:** requires a separate storage bin to collect the ice produced.\*

**Maximum productions shown are calculated at 10 °C ambient /10 °C water temperature conditions.**

**\*BINS SHOWN FOR DISPLAY PURPOSES. LOCALLY MANUFACTURED BINS ARE SUPPLIED.**

### MXG 638

**Cube size:**

Small cube  
Medium cube  
Large cube  
Extra Large cube

**Condensing system:**

Air cooled  
Water cooled  
Air cooled remote

**Max daily production:**

330kg Medium cubes



**Dimensions (Head only):**

W 773 mm  
D 704 mm  
H 1128 mm

**Recommended bins:**

B320

### MCM1210

**Cube size:**

Medium cube  
Large cube

**Condensing system:**

Air cooled  
Water cooled

**Max daily production:**

660 kg Medium cubes



**Dimensions (Head only):**

W 1677 mm  
D 775 mm  
H 810 mm

**Recommended bins:**

2x B500



# Dice



Classic six-sided ice cube. Its greater surface for heat exchange promotes rapid chilling.

The perfect solution for QSR, cafés, banquet venues, catering and cinemas.



**Half Dice  
Small Cube**

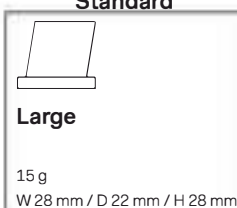
6g  
W 10 mm / D 22 mm / H 28 mm



**Dice  
Medium Cube**

10g  
W 22 mm / D 22 mm / H 22 mm

**Standard**



**Large**

15g  
W 28 mm / D 22 mm / H 28 mm

## NW SERIES

**NW series**

**Global standard footprint:** strictly follows international imperial standards commonly adopted in the industry of reference.

**One touch cleaning:** reduces labour costs while saving time and simplifies cleaning process.

**Front evaporator access:** immediate access to the evaporating plate for quick self-maintenance operations.

**Stackable:** add flexibility! (only 30" models).

**Condenser air filter:** removable for easy maintenance.

**Top exhaust airflow:** exit of hot air from the top, no free space required on sides (only 22" NW308).

**Head only ice maker:** requires a separate storage bin to collect the ice produced\*.

**Maximum productions shown are calculated at 10 ° C ambient /10 ° C water temperature conditions.**



**\*BINS SHOWN FOR DISPLAY PURPOSES. LOCALLY MANUFACTURED BINS ARE SUPPLIED.**

**NW 308**

**Cube size:**

Half Dice  
Dice  
Large

**Condensing system:**

Air cooled  
Water cooled

**Max daily production:**

160 kg Dice cubes

**NW 458**

**Cube size:**

Half Dice  
Dice  
Large

**Condensing system:**

Air cooled  
Water cooled

**Max daily production:**

230 kg Dice cubes

**NW 608**

**Cube size:**

Half Dice  
Dice  
Large

**Condensing system:**

Air cooled  
Water cooled

**Max daily production:**

315 kg Dice cubes

**NW 1008**

**Cube size:**

Half Dice  
Dice  
Large

**Condensing system:**

Air cooled  
Water cooled  
Air cooled remote

**Max daily production:**

485 kg Dice cubes

**NW 1408**

**Cube size:**

Half Dice  
Dice  
Large

**Condensing system:**

Air cooled  
Water cooled

**Max daily production:**

640 kg Dice cubes



**Dimensions (Head only):**

W 560 mm  
D 610 mm  
H 609 mm

**Recommended bins:**

B150

**Dimensions (Head only):**

W 760 mm  
D 620 mm  
H 575 mm

**Recommended bins:**

B220

**Dimensions (Head only):**

W 760 mm  
D 620 mm  
H 575 mm

**Recommended bins:**

B220/B320

**Dimensions (Head only):**

W 760 mm  
D 620 mm  
H 800 mm

**Recommended bins:**

B500

**Dimensions (Head only):**

W 765 mm  
D 610 mm  
H 1000 mm

**Recommended bins:**

B500



# Nugget & Cubelet



Compressed flake ice available either in regular micro-cubes or irregular chips. Multi-use versatility that's great with carbonated drinks and smoothies, while a perfect option for food and plate displays. Long lasting, easy to use, high and fast displacement, and hands-free dispensing.



**Nugget**

1 g / Ø 11 mm / H 13 mm  
Residual water content 8%



**Cubelet**

Residual water content 8%



## DXN SERIES

### DXN series

**Agion:** the technology that makes products cleaner and longer lasting with built-in protection working 24/7 to resist the growth of microbes and the development of unpleasant odours.

**Appealing design:** it can be smartly positioned in any situation, from luxury lounges to unconventional traditional pubs, allowing customers to cool their drinks to their own taste, without any hygiene hazards.

**Display:** appealing frontal all-black touch screen display. Touch-activated or touch-free version.

**Footprint:** large flow of ice in a small footprint.

**Simple serviceability:** extractable washable drip tray and anti-clog drain filter.

**Maximum productions shown are calculated at 10 °C ambient /10 °C water temperature conditions.**



### DXN 100

Ice & Water Dispenser

**Ice type:**

Cubelet

**Condensing system:**

Air cooled

**Max daily production:**

66 kg

Servings in peak time: 100

Servings per day: 1200



**Storage bin capacity:**

5 kg

**Dimensions:**

W 427 mm

D 552 mm

H 622 mm

### DXN 200

Ice & Water Dispenser

**Ice type:**

Cubelet

**Condensing system:**

Air cooled

**Max daily production:**

110 kg

Servings in peak time: 200

Servings per day: 2400



**Storage bin capacity:**

10 kg

**Dimensions:**

W 427 mm

D 552 mm

H 772 mm

# Flake



Ice produced just below zero degrees Celsius. Highly versatile, it's suitable for multiple applications, including fish display counters, buffet displays, frozen drink preparations.



**Flake**

Residual water content 25%



**Superflake**

Residual water content 15%

## AF SERIES

**Agion:** the technology that makes products cleaner and longer lasting with built-in protection working 24/7 to resist the growth of microbes and the development of unpleasant odours.

**Clean alert:** advises with a blink when it's time to clean the filter.

**Water in / ice out concept (no cycles, zero water wastage):** limits to almost zero excess energy, water and time wastage.

**Ergonomic access to ice with sliding disappearing door:** one-touch door lift, makes barman's life significantly easier.

**AF series - built-in storage bin:** allows most under counter installations for easier fit-in solutions.

**Maximum productions shown are calculated at 10 °C ambient /10 °C water temperature conditions.**



### AF 80

**Ice type:**  
Flake

**Condensing system:**  
Air cooled  
Water cooled

**Max daily production:**  
73 kg

### AF 103

**Ice type:**  
Flake

**Condensing system:**  
Air cooled  
Water cooled

**Max daily production:**  
120 kg



**Storage bin capacity:**  
25 kg

**Dimensions:**  
W 535 mm  
D 620 mm  
H 797 mm / 890 mm with legs



**Storage bin capacity:**  
30 kg

**Dimensions:**  
W 592 mm  
D 622 mm  
H 997 mm / 1078mm with legs

## MF SERIES

**Agion:** the technology that makes products cleaner and longer lasting with built-in protection working 24/7 to resist the growth of microbes and the development of unpleasant odours.

**External indicator lights:** keeps ice maker's operations under constant surveillance.

**Plug-and-work technology:** starts off and constantly produces ice thanks to a no-cycle harvesting system.

**Global standard footprint:** strictly follows international imperial standards commonly adopted in the industry of reference.

**Water in / ice out concept (no cycles, zero water wastage):** limits to almost zero excess energy, water and time wastage.

**Head only ice maker:** requires a separate storage bin to collect the ice produced.\*

**Maximum productions shown are calculated at 10° C ambient / 10° C water temperature conditions.**

**\*BINS SHOWN FOR DISPLAY PURPOSES. LOCALLY MANUFACTURED BINS ARE SUPPLIED.**



### MF 26

**Ice type:**

Flake

**Condensing system:**

Air cooled

Water cooled

**Max daily production:**

120 kg

### MF 36

**Ice type:**

Flake

**Condensing system:**

Air cooled

Water cooled

**Max daily production:**

200 kg

### MF 46

**Ice type:**

Superflake

**Condensing system:**

Air cooled

Water cooled

**Max daily production:**

320 kg

### MF 56

**Ice type:**

Superflake

**Condensing system:**

Air cooled

Water cooled

Air cooled remote

**Max daily production:**

600 kg



**Dimensions (Head only):**

W 563 mm

D 536 mm

H 531 mm

**Recommended bins:**

B150

**Dimensions (Head only):**

W 563 mm

D 536 mm

H 531 mm

**Recommended bins:**

B150/B220

**Dimensions (Head only):**

W 538 mm

D 663 mm

H 645 mm

**Recommended bins:**

B320

**Dimensions (Head only):**

W 538 mm

D 663 mm

H 794 mm

**Recommended bins:**

B500



## MF SERIES

**Agion:** the technology that makes products cleaner and longer lasting with built-in protection working 24/7 to resist the growth of microbes and the development of unpleasant odours.

**External indicator lights:** keeps ice maker's operations under constant surveillance.

**Plug-and-work technology:** starts off and constantly produces ice thanks to a no-cycle harvesting system.

**Global standard footprint:** strictly follows international imperial standards commonly adopted in the industry of reference.

**Water in / ice out concept (no cycles, zero water wastage):** limits to almost zero excess energy, water and time wastage.

**Head only ice maker:** requires a separate storage bin to collect the ice produced.\*

**Maximum productions shown are calculated at 10 ° C ambient /10 ° C water temperature conditions.**

**\*BINS SHOWN FOR DISPLAY PURPOSES. LOCALLY MANUFACTURED BINS ARE SUPPLIED.**

### MF 66

**Ice type:**

Superflake

**Condensing system:**

Air cooled

Water cooled

Air cooled remote

**Max daily production:**

1150 kg



**Dimensions (Head only):**

W 1065 mm

D 698 mm

H 850 mm

**Recommended bins:**

Special On Request

### MF 86

**Ice type:**

Superflake

**Condensing system:**

Air cooled

Water cooled

Air cooled remote

**Max daily production:**

2200 kg



**Dimensions:**

W 1080 mm

D 965 mm

H 1140 mm / 1255 mm with legs

**Recommended bins:**

Special On Request



# Local bins

## Manufactured in South Africa

\* Storage capacity of bins is subject to change, depending on type of ice stored.

\* Bins come standard with adjustable feet for leveling

**B150**  
Ice Storage Bin  
125-150 kg storage capacity



**Dimensions**  
W 550 mm  
D 715 mm  
H 1054 mm

**B220**  
Ice Storage Bin  
190-220 kg storage capacity



**Dimensions**  
W 800 mm  
D 725 mm  
H 1050 mm

**B320**  
Ice Storage Bin  
260-320 kg storage capacity



**Dimensions**  
W 1075 mm  
D 725 mm  
H 1054 mm

**B500**  
Ice Storage Bin  
400-480 kg storage capacity



**Dimensions**  
W 1215 mm  
D 725 mm  
H 1420 mm

# Units On Request

## MXG SERIES

### MXG 938

**Cube size:**

Medium cube  
Large cube

**Condensing system:**

Air cooled  
Water cooled  
Air cooled remote

**Max daily production:**

400 kg Medium cubes



**Dimensions (Head only):**

W 773 mm  
D 704 mm  
H 1236 mm

**Recommended bins:**

B500

\*Bin shown for display purposes.  
Locally manufactured bins are supplies.

## DXG SERIES

### DXG 35

Ice Dispenser

**Cube size:**

Medium cube

**Condensing system:**

Air cooled  
Water cooled

**Max daily production:**

29 kg Medium cubes



**Storage bin capacity:**

11 kg

**Dimensions:**

W 380 mm  
D 576 mm  
H 1606 mm /1696 mm with legs





## NU SERIES

### NU 100

**Cube size:**

Half Dice  
Dice  
Large

**Condensing system:**

Air cooled  
Water cooled

**Max daily production:**

56 kg Dice cubes

### NU 150

**Cube size:**

Half Dice  
Dice  
Large

**Condensing system:**

Air cooled  
Water cooled

**Max daily production:**

85 kg Dice cubes

### NU 220

**Cube size:**

Half Dice  
Dice  
Large

**Condensing system:**

Air cooled  
Water cooled

**Max daily production:**

109 kg Dice cubes

### NU 300

**Cube size:**

Half Dice  
Dice  
Large

**Condensing system:**

Air cooled  
Water cooled

**Max daily production:**

142 kg Dice cubes



**Storage bin capacity:**

20 kg

**Dimensions:**

W 600 mm  
D 610 mm  
H 744 mm / 770 mm  
with short legs



**Storage bin capacity:**

20 kg

**Dimensions:**

W 600 mm  
D 610 mm  
H 744 mm / 770 mm  
with short legs



**Storage bin capacity:**

37 kg

**Dimensions:**

W 650 mm  
D 690 mm  
H 842 mm / 870 mm  
with short legs



**Storage bin capacity:**

37 kg

**Dimensions:**

W 650 mm  
D 690 mm  
H 869 mm / 1003 mm  
with long legs



### HD 22

Ice dispenser

**Storage Capacity:**

59 kg

Dispensing unit to be combined with an ice maker



**Dimensions:**

W 559 mm

D 850 mm

H 1351 mm

### HD 30

Ice dispenser

**Storage Capacity:**

81 kg

Dispensing unit to be combined with an ice maker



**Dimensions:**

W 762 mm

D 850 mm

H 1351 mm

### CRUSHMAN 360

Crushes all ice cubes

6 kg per minute



**Dimensions:**

W 245 mm

D 430 mm

H 490 mm



[www.tcrsolutions.co.za](http://www.tcrsolutions.co.za)  
[info@tcrsolutions.co.za](mailto:info@tcrsolutions.co.za)

+2710 109 2104



**4 Barium Street, Alrode, Alberton 1451  
Johannesburg, Gauteng, South Africa**